

- NOTE :
1. THE CABLE SHALL HAVE A MINIMUM OF 0.178mm. (.007") THICKNESS INSULATION AT ANY POINT
 2. RIP TEST:
- THE 0.13mm. (.005") ZIPPING GROOVE SHALL BE CAPABLE OF BEING RIPPED BY HAND WITHIN THE RECESS, WITHOUT EXPOSING THE ADJACENT CONDUCTORS
 3. RoHS AND LEAD FREE COMPLIANT
 4. SPECIAL REQUIREMENT: N/A

PRODUCT APPLICATION	
<input checked="" type="checkbox"/>	GENERAL USE
<input type="checkbox"/>	AUTOMOTIVE
<input type="checkbox"/>	MEDICAL DEVICE

SEE CHANGE DETAIL. EC NO: THL2011-0054 DRWN: CPANSAKHOM 2010/10/06 CHKD: PMEECHAI 2011/01/25 APPR: SVIRAT JAPOL 2011/03/31	QUALITY SYMBOLS ▽=3 ◻=0	GENERAL TOLERANCES (UNLESS SPECIFIED)		DIMENSION STYLE MM/IN	SCALE NTS	DESIGN UNITS INCH	THIRD ANGLE PROJECTION	
				DRAWN BY CPANSAKHOM	DATE 2006/08/09	TITLE FCB ROUND CONDUCTOR 3.96MM(.156)CENTERS PVC. 18AWG STRANDED TINNED		
				CHECKED BY PMEECHAI	DATE 2006/08/09	APPROVED BY SVIRAT JAPOL		
				DATE 2006/08/09	MATERIAL NO. SEE CHART			DOCUMENT NO. SD-40174-001
DRAFT WHERE APPLICABLE MUST REMAIN WITHIN DIMENSIONS		ANGULAR ±---°		MOLEX MOLEX INCORPORATED				

B1	E-10-0371	B ₁ : REMOVE REELS MFG. IN NOG.	2011/01/25
B	E-07-0748	B ₁ : ADD NON-OPERATING TEMP.	2007/11/23
A	N/A	INITIAL DRAFT	2006/08/09
REV. HISTORY	EC NO.	DETAIL	DATE

7

6

5

4

3

2

1

SPECIFICATIONSPHYSICAL

CONDUCTOR SPACING ----- 3.96 (0.156") C TO C
 WIRE GAUGE ----- 18 AWG(7/26) STRANDED TINNED
 INSULATION ----- P.V.C GRAY (LEAD FREE)

AGENCY




U.L. STYLE NO. ----- 2651
 TEMPERATURE RATING ----- -20°C TO 105°C
 VOLTAGE RATING ----- 300V.MAX.
 FLAMMABILITY RATING ----- VW-1

ELECTRICAL

CONDUCTOR RESISTANCE (D.C.) ----- 7 m OHMS/FT. MAX.
 CHARACTERISTIC IMPEDANCE ----- 128 OHMS NOM. (GS)
 105 OHMS NOM. (GSG)
 CAPACITANCE ----- 5.9 pF/FT. NOM. (GS)
 10.9 pF/FT. NOM. (GSG)
 PROPAGATION DELAY ----- 1.4 ns/FT. NOM.
 INSULATION RESISTANCE ----- 10 M OHMS (10FT. SAMPLE)
 DIELECTRIC WITHSTAND VOLTAGE ----- 2000 VRMS/MINUTE

GENERAL

NON-OPERATING TEMPERATURE ----- -20°C TO 105°C
 FAULTS AND/OR SPLICES ----- 1/REEL MAX. 100 $^{+3}_{-0}$ FT. (30.48 $^{+0.914}_{-0}$ M.)/REEL
 20FT. (6.096M.) MIN. LENGTH

SEE CHANGE DETAIL. EC NO: THL2011-0054 DRWN: CPANSAKHOM 2010/10/06 CHKD: PREECHAI 2011/01/25 APPR: SVIRAT JAPOL 2011/03/31	QUALITY SYMBOLS  =  =	GENERAL TOLERANCES (UNLESS SPECIFIED)		DIMENSION STYLE MM/IN		SCALE NTS	DESIGN UNITS INCH	THIRD ANGLE PROJECTION			
			mm	INCH	DRAWN BY CPANSAKHOM	DATE 2006/08/09	TITLE FCB ROUND CONDUCTOR 3.96MM(.156)CENTERS PVC. 18AWG STRANDED TINNED				
		4 PLACES	± ---	± ---	CHECKED BY PREECHAI	DATE 2006/08/09					
		3 PLACES	± ---	± ---	APPROVED BY SVIRAT JAPOL		DATE 2006/08/09	 MOLEX INCORPORATED DOCUMENT NO. SD-40174-001 SHEET NO. 2 OF 3			
		2 PLACES	± ---	± ---	MATERIAL NO.		SEE CHART				
1 PLACE	± ---	± ---	DRAFT WHERE APPLICABLE MUST REMAIN WITHIN DIMENSIONS		SIZE A 4	THIS DRAWING CONTAINS INFORMATION THAT IS PROPRIETARY TO MOLEX INCORPORATED AND SHOULD NOT BE USED WITHOUT WRITTEN PERMISSION					

6

5

4

3

2

1

7

6

5

4

3

2

1

CHART A DIMENSIONS MM. (INCHES)				SHIPPED ON 100 FT. REELS		
ENG. NO.	NO.OF COND.	DIMENSION S		DIM. W (REF)	ENGINEERING NO.	ORDER NO.
40174- 2	2	3.96±0.13	(.156±.005)	7.92 (.312)	40174-02-100B	82-18-6002
40174- 3	3	7.92±0.25	(.312±.010)	11.89 (.468)	▲ -03- ▲	▲ 03
40174- 4	4	11.89±0.38	(.468±.015)	15.85 (.624)	▲ -04- ▲	▲ 04
40174- 5	5	15.85±0.38	(.624±.015)	19.81 (.780)	▲ -05- ▲	▲ 05
40174- 6	6	19.81±0.38	(.780±.015)	23.77 (.936)	▲ -06- ▲	▲ 06
40174- 7	7	23.77±0.38	(.936±.015)	27.74 (1.092)	▲ -07- ▲	▲ 07
40174- 8	8	27.74±0.38	(1.092±.015)	31.70 (1.248)	▲ -08- ▲	▲ 08
40174- 9	9	31.70±0.38	(1.248±.015)	35.66 (1.404)	▲ -09- ▲	▲ 09
40174-10	10	35.66±0.38	(1.404±.015)	39.62 (1.560)	▲ -10- ▲	▲ 10
40174-11	11	39.62±0.38	(1.560±.015)	43.59 (1.716)	▲ -11- ▲	▲ 11
40174-12	12	43.59±0.38	(1.716±.015)	47.55 (1.872)	▲ -12- ▲	▲ 12
40174-13	13	47.55±0.38	(1.872±.015)	51.51 (2.028)	▲ -13- ▲	▲ 13
40174-14	14	51.51±0.38	(2.028±.015)	55.47 (2.184)	▲ -14- ▲	▲ 14
40174-15	15	55.47±0.38	(2.184±.015)	59.44 (2.340)	▲ -15- ▲	▲ 15
40174-16	16	59.44±0.38	(2.340±.015)	63.40 (2.496)	▼ -16- ▼	▼ 16

ENGINEERING NO.

40174-XX-XXXX
A B C D

A : CABLE 3.96mm. (.156") CENTERS 18 AWG STRANDED TINNED

B : CONDUCTOR SIZE (AVAILABILITY 2 THROUGH 16)

C : CABLE LENGTH 100FT. (30.48M.)

D : A = INCHES

B = FEET

SEE CHANGE DETAIL EC NO: THL2011-0054 DRWN:CPANSAKHOM 2010/10/06 CHKD:PMEECHAI 2011/01/25 APPR:SVIRATJAPOL 2011/03/31	QUALITY SYMBOLS ▼ = ▽ =	DESCRIPTION REV	GENERAL TOLERANCES (UNLESS SPECIFIED)		DIMENSION STYLE MM/IN	SCALE NTS	DESIGN UNITS INCH	THIRD ANGLE PROJECTION
				mm	INCH	DRAWN BY CPANSAKHOM	DATE 2006/08/09	TITLE FCB ROUND CONDUCTOR 3.96MM(.156)CENTERS PVC. 18AWG STRANDED TINNED
			4 PLACES	± ---	± ---	CHECKED BY PMEECHAI	DATE 2006/08/09	
			3 PLACES	± ---	± ---	APPROVED BY SVIRATJAPOL	DATE 2006/08/09	
			2 PLACES	± ---	± ---	MATERIAL NO. SEE CHART		DOCUMENT NO. SD-40174-001
1 PLACE	± ---	± ---	DRAFT WHERE APPLICABLE MUST REMAIN WITHIN DIMENSIONS					

6

5

4

3

2

1