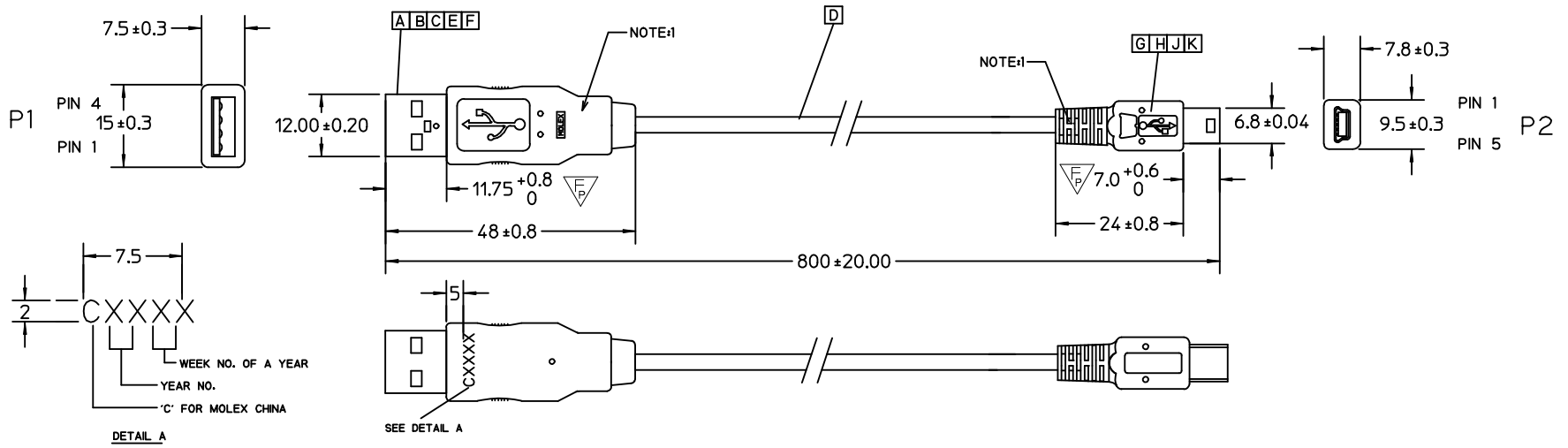


7	6	5	4	3	2	1
EC NO	DATE	REV	DESCRIPTION			CHANGER
CY10-5407	09.09.08	E	1)NOTE 1.2: ADD INNER MOLD TO 887328500 AND ADD INNER MOLD TO 887328502; 2)INNERMOLD RESIN USE PE.			ZLLI04



E-88732-8504	88732-8504	USB A TO MINI-B 5PIN CABLE ASS'Y 0.8M V2.0	800±20	BLACK
E-88732-8502	88732-8502	USB A TO MINI-B 5PIN CABLE ASS'Y 0.8M V2.0	800±20	BLACK
E-88732-8500	88732-8500	USB A TO MINI-B 5PIN CABLE ASS'Y 0.8M V2.0	800±20	WHITE
DRAWING NO	MX P/N	DESCRIPTION	LENGTH	CABLE COLOR


ENTER DESCRIPTION EC NO: CPG2013-3293 DRWN: XJGU001 CHKD: ZLLI04 APPR: XAWANG	2013/05/02 2013/05/02 2013/05/02	QUALITY SYMBOLS $F/0 = 0$ $F/0 = 0$ $F/2 = 2$	GENERAL TOLERANCES (UNLESS SPECIFIED)		DIMENSION STYLE MM ONLY		SCALE	DESIGN UNITS METRIC	THIRD ANGLE PROJECTION
			4 PLACES ± --- ± --- 3 PLACES ± --- ± --- 2 PLACES ± --- ± --- 1 PLACE ± --- ± --- 0 PLACE ± --- ± ---	mm INCH	DRAWN BY XJGU001	DATE 2013/05/02	TITLE USB A TO MINI-B VER2.0 0.8M		
			DRAFT WHERE APPLICABLE MUST REMAIN WITHIN DIMENSIONS		CHECKED BY IRENE	DATE 2013/05/02	molex		
			ANGULAR ± ---°		APPROVED BY XAWANG	DATE 2013/05/02	MATERIAL NO. 88732850x	DOCUMENT NO. SD-88732-8500	SHEET NO. 1 OF 2

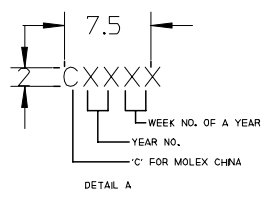
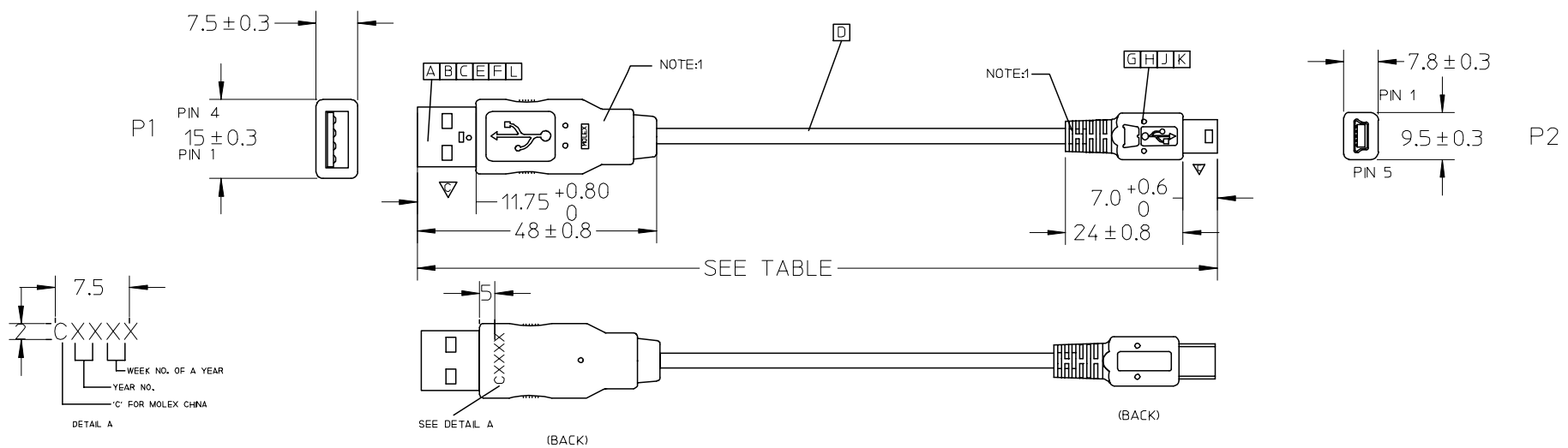
NOTES:

- 1. MOLING REQUIRMENT
 - 1.1 OUTER MOLD REQUIREMENT
FROST WHITE (FOR 887328500)
BLACK (FOR 887328502)
COLOURLESS TPU (NON-HALOGEN) (FOR 887328504)
 - 1.2 INNER MOLD REQUIREMENT
FOR JOB 887328500 INNER MOLD USE PE
FOR JOB 887328502 INNER MOLD USE PE
FOR JOB 887328504 NO NEED INNER MOLD
- 2.CABLE BLACK COLOR NON-HALOGEN.(ONLY FOR 887328504)
- 3. FLEXING TEST ON BOTH SIDE ALTERNATELY FROM 90 DEG. FROM THE VERTICAL ON ONE SIDE TO A POSITION 90 DEG. FROM THE VERTICAL ON THE OTHER SIDE AT A FREQUENCY OF 60 COMPLETE CYCLES PER MINUTE AND 200g LOAD, 4000 CYCLES NO BREAK DOWN. (ONLY FOR 887328504)
- 4. ELECTRICAL PERFORMANCE:
ALL TEST DUABILITY:0.01 SEC.
 - 1. DIELECTRIC STRENGTH:500V DC
 - 2. INSULATION RESISTANCE:100M OHMS
 - 3. CONDUCTIVE RESISTANCE: 2 OHMS
- 5.STICK UL LABEL ON EACH CARTON.
- 6.ALL COMPOUENT MUST MEET RoHS COMPLIANCE.

SHELL	SHELL	SHIELDING	BRAID WIRE
4	5	GROUND	BLACK
3	3	+DATA	GREEN
2	2	-DATA	WHITE
1	1	VCC	RED
P 1	P 2	SIGNAL NAME	WIRE COLOR

ITEM	DESCRIPTION	L	QTY.
K	COPPER FOIL		1
J	USB SERIES MINI-B PLG COVER SHIELD 675460000		1
H	USB SERIES MINI-B PLG SHIELD CASE		1
G	MINI-B PLG HSG&TERMINAL SUB-ASS'Y		1
F	COPPER FOIL 887801083		1
E	TERMINAL (AWG28)		4
D	USB2.0 #28/#28 CABLE (SEE TABLE)	780	
C	REAR SHELL		1
B	FRONT SHELL		1
A	CRIMP HOUSING		1

ENTER DESCRIPTION EC NO: CPG2013-3293 DRWN:XJGU001 2013/05/02 CHKD:ZLL104 2013/05/02 APPR:XAWANG 2013/05/02	QUALITY SYMBOLS F=0 F=0 F=1	GENERAL TOLERANCES (UNLESS SPECIFIED)		DIMENSION STYLE MM ONLY		SCALE 1:1	DESIGN UNITS METRIC	THIRD ANGLE PROJECTION		
						DRAWN BY DATE XJGU001 2013/05/02		TITLE USB A TO MINI-B VER2.0 0.8M		
						CHECKED BY DATE IRENE 2013/05/02				
						APPROVED BY DATE XAWANG 2013/05/02				
		ANGULAR ±---°		MATERIAL NO. 88732850x		DOCUMENT NO. SD-88732-8500	SHEET NO. 2 OF 2			
		DRAFT WHERE APPLICABLE MUST REMAIN WITHIN DIMENSIONS		THIS DRAWING CONTAINS INFORMATION THAT IS PROPRIETARY TO MOLEX INCORPORATED AND SHOULD NOT BE USED WITHOUT WRITTEN PERMISSION						



SEE TABLE

SHELL	SHELL	SHIELDING	BRAID WIRE
4	5	GROUND	BLACK
3	3	+DATA	GREEN
2	2	-DATA	WHITE
1	1	VCC	RED
P 1	P 2	SIGNAL NAME	WIRE COLOR

L	COPPER FOIL 887801083		1
K	COPPER FOIL 887801114		1
J	USB SERIES MINI-B PLG COVER SHIELD 675460000		1
H	USB SERIES MINI-B PLG SHIELD CASE 675450000		1
G	MINI-B PLG HSG&TERMINAL SUB-ASS'Y 675420008		1
F	TERMINAL (AWG24) (SEE TABLE)		2
E	TERMINAL (AWG28) (SEE TABLE)		2
D	USB2.0 #28/#24 ; CABLE(SEE TABLE)		
C	REAR SHELL 887809084		1
B	FRONT SHELL 887809083		1
A	CRMP HOUSING 887809086		1
ITEM	DESCRIPTION	L	QTY.

ENTER DESCRIPTION EC NO: DG2006-0150 DRWN: JFZHENG CHKD: APPR: DQLUO	QUALITY SYMBOLS ▽=0 ▽=2	GENERAL TOLERANCES (UNLESS SPECIFIED)		DIMENSION STYLE MM ONLY		SCALE ---	DESIGN UNITS METRIC	THIRD ANGLE PROJECTION	
			mm	INCH	DRAWN BY JFZHENG	DATE 2006/01/07	TITLE USB2.0, A TO MINIB CABLE ASS'Y		
		4 PLACES	± ---	± ---	CHECKED BY JFZHENG	DATE 2006/01/07	MATERIAL NO. 887-328x-0x		
		3 PLACES	± ---	± ---	APPROVED BY DQLUO	DATE 2006/01/07	DOCUMENT NO. SD-887328500	SHEET NO. 1 OF 2	
2 PLACES	± ---	± ---	ANGULAR ±1/2°		MATERIAL NO. 887-328x-0x				
1 PLACE	± ---	± ---	DRAFT WHERE APPLICABLE MUST REMAIN WITHIN DIMENSIONS		THIS DRAWING CONTAINS INFORMATION THAT IS PROPRIETARY TO MOLEX INCORPORATED AND SHOULD NOT BE USED WITHOUT WRITTEN PERMISSION				

NOTE:

1. MOLDED PVC RESIN.CABLE.P/N & COLOR AS TABLE

WHITE	887800043	887808233	WHITE
BEIGE	887800059	887808244	BEIGE
BLACK	887800019	887808563	BLACK
BLACK	887800019	887808236	BLACK
BLACK	887800019	887808248	BLACK
FROST WITHE	887800043	887808243	FROST WITHE
RESIN COLOR	RESIN P/N	CABLE P/N	CABLE COLOR

2. STICK UL LABEL ON EACH CARTON.

▽ELECTRICAL PERFORMANCE:

ALL TEST DUABILITY:0.01 SEC.

1. DIELECTRONIC STRENGTH:500V DC

2. INSULATION RESISTANCE:100M OHMS MIN.

3. CONDUCTIVE RESISTANCE: 3 OHMS MAX.

3. PUT COC AND INSPECTION REPORT IN EVERY CARTON (ONLY APPLY FOR 887328705)

4.ALL COMPONENTS MUST MEET RoHS COMPLIANCE

TABLE

88732-8902	2000±30	USB_A TO MINI_B 2.0 VER	88780-8248	88780-9091	88780-9090
88732-8802	1800±30	USB_A TO MINI_B 2.0 VER	88780-8248	88780-9091	88780-9090
88732-8702	1500±30	USB_A TO MINI_B 2.0 VER	88780-8248	88780-9091	88780-9090
88732-8602	1000±30	USB_A TO MINI_B 2.0 VER	88780-8248	88794-1218	88794-1217
88732-8502	800±30	USB_A TO MINI_B 2.0 VER	88780-8235	88794-1218	88794-1217
88732-8900	2000±30	USB_A TO MINI_B 2.0 VER	88780-8243	88780-9091	88780-9090
88732-8800	1800±30	USB_A TO MINI_B 2.0 VER	88780-8243	88780-9091	88780-9090
88732-8700	1500±30	USB_A TO MINI_B 2.0 VER	88780-8243	88780-9091	88780-9090
88732-8600	1000±30	USB_A TO MINI_B 2.0 VER	88780-8243	88794-1218	88794-1217
88732-8500	800±30	USB_A TO MINI_B 2.0 VER	88780-8233	88794-1218	88794-1217
88732-8401	1200±30	USB_A TO MINI_B 2.0 VER	88780-8244	88780-9091	88780-9090
MX P/N	CABLE LENGTH	DESCRIPTION	CABLE P/N	TERM. E P/N	TERM. F P/N

ENTER DESCRIPTION EC NO: DG2006-0150 DRWN: JFZHENG CHKD: APPR: DQLUO	2006/01/09 2006/01/09 2006/01/16	DESCRIPTION REV	QUALITY SYMBOLS ▽=0 ▽=2	GENERAL TOLERANCES (UNLESS SPECIFIED)		DIMENSION STYLE MM ONLY		SCALE ---	DESIGN UNITS METRIC	THIRD ANGLE PROJECTION		
					mm	INCH	DRAWN BY JFZHENG	DATE 2006/01/07	TITLE USB2.0, A TO MINIB CABLE ASS'Y			
				4 PLACES	±---	±---	CHECKED BY JFZHENG	DATE 2006/01/07				
				3 PLACES	±---	±---	APPROVED BY DQLUO	DATE 2006/01/07	MATERIAL NO. 887-328x-0x		DOCUMENT NO. SD-887328500	SHEET NO. 2 OF 2
DRAFT WHERE APPLICABLE MUST REMAIN WITHIN DIMENSIONS		ANGULAR ±1/2°		THIS DRAWING CONTAINS INFORMATION THAT IS PROPRIETARY TO MOLEX INCORPORATED AND SHOULD NOT BE USED WITHOUT WRITTEN PERMISSION								