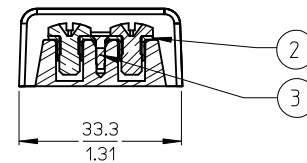
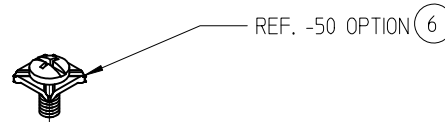
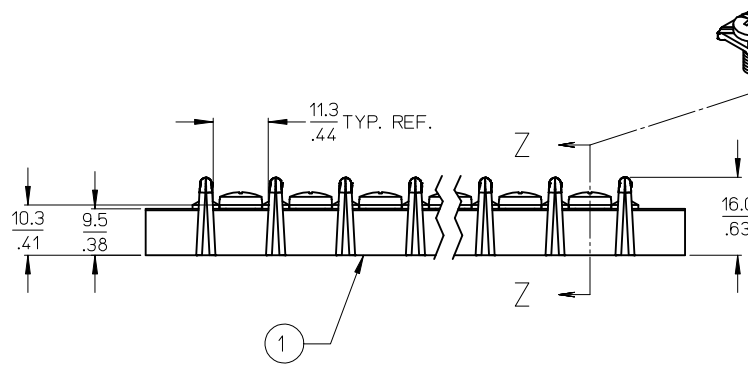


6 CIRCUIT SHOWN



SECTION Z-Z

NOTES:

1. MATERIAL: SEE TABLE
2. FINISHES: SEE TABLE
3. "XX" REFERS TO THE QUANTITY OF CIRCUITS
4. ROHS COMPLIANT

6	XX*2	SCREW&WASHER, #8-32, PAN HD, PH-SL (-50 OPT)	STEEL	ZN, CLEAR CHROMATE
5	XX*2	SCREW, #8-32, BIND HEAD, PHIL-SLOT (-49 OPT)	BRASS	NICKEL PLATE
4	XX*2	SCREW, #8-32, BIND HEAD, PHIL-SLOT (STD.)	STEEL	ZN, CLEAR CHROMATE
3	XX	SCREW, U-DRIVE, #0	STEEL	ZN, CLEAR CHROMATE
2	XX	TERMINAL, DOUBLE EYELET	BRASS	NICKEL PLATE
1	1	INSULATOR, DOUBLE ROW	PHENOLIC	BLACK
ITEM	QTY.	DESCRIPTION	MATERIAL	FINISH

REDRAW/UPDATE TOL. TABLE
 EC NO: WNA2012-0245
 DRWN: JENCINAS 2011/11/03
 CHKD: JMAGNEIL 2011/11/03
 APPR: JMAGNEIL 2011/11/10

QUALITY SYMBOLS
 ▽=0
 ▽7=0

GENERAL TOLERANCES (UNLESS SPECIFIED)	
4 PLACES	± --- ± ---
3 PLACES	± --- ± .005
2 PLACES	± 0.13 ± .01
1 PLACE	± 0.3 ± ---
ANGULAR ± 2°	
DRAFT WHERE APPLICABLE MUST REMAIN WITHIN DIMENSIONS	

DIMENSION STYLE	
MM/IN	
DRAWN BY	DATE
C. YORK	2006/02/13
CHECKED BY	DATE
R. DEROSS	2006/02/13
APPROVED BY	DATE
R. DEROSS	2006/02/13
MATERIAL NO.	
SEE SHEET 2	

SCALE	DESIGN UNITS	THIRD ANGLE PROJECTION
1:1	INCH	☉ □
TITLE		
14.29/.563" DR BTS ASSY, CB		
MOLEX INCORPORATED		
DOCUMENT NO.	SHEET NO.	
SD-38211-001	1 OF 2	

THIS DRAWING CONTAINS INFORMATION THAT IS PROPRIETARY TO MOLEX INCORPORATED AND SHOULD NOT BE USED WITHOUT WRITTEN PERMISSION

10 9 8 7 6 5 4 3 2 1

NO. OF CIRCUITS	DIM. 'A'		DIM. 'B'		ASSEMBLY MATERIAL NO. (-CB)	ASSEMBLY MATERIAL NO. (-CB-49)	ASSEMBLY MATERIAL NO. (-CB-50)
	mm	in	mm	in			
02	53.2	2.09	42.9	1.69	382110102	382110202	382110302
03	67.6	2.66	52.2	2.25	382110103	382110203	382110303
04	81.8	3.22	71.4	2.81	382110104	382110204	382110304
05	96.0	3.78	85.9	3.38	382110105	382110205	382110305
06	110.3	4.34	100.0	3.94	382110106	382110206	382110306
07	124.5	4.91	114.3	4.50	382110107	382110207	382110307
08	138.9	5.47	128.8	5.06	382110108	382110208	382110308
09	153.2	6.03	142.9	5.62	382110109	382110209	382110309
10	167.5	6.59	157.1	6.19	382110110	382110210	382110310
11	181.8	7.16	171.4	6.75	382110111	382110211	382110311
12	196.0	7.72	185.8	7.31	382110112	382110212	382110312
13	210.3	8.28	200.0	7.88	382110113	382110213	382110313
14	224.6	8.84	214.3	8.44	382110114	382110214	382110314
15	238.9	9.41	228.6	9.00	382110115	382110215	382110315
16	253.2	9.97	242.9	9.56	382110116	382110216	382110316
17	267.5	10.53	257.1	10.12	382110117	382110217	382110317
18	281.8	11.09	271.5	10.69	382110118	382110218	382110318
19	296.1	11.66	285.8	11.25	382110119	382110219	382110319
20	310.3	12.22	300.0	11.81	382110120	382110220	382110320
21	324.6	12.78	314.3	12.38	382110121	382110221	382110321
22	338.9	13.34	328.6	12.94	382110122	382110222	382110322
23	353.2	13.91	342.9	13.50	382110123	382110223	382110323
24	367.5	14.47	357.1	14.06	382110124	382110224	382110324
25	381.8	15.03	371.5	14.63	382110125	382110225	382110325
26	396.1	15.59	385.8	15.19	382110126	382110226	382110326

SEE SHEET 1 EC NO: WNA2012-0245 DRAWN: ENC INAS 2011/11/03 CHKD: JMACNEIL 2011/11/03 APPR: JMACNEIL 2011/11/10	DESCRIPTION REV	QUALITY SYMBOLS ▽=0 ▽=0	GENERAL TOLERANCES (UNLESS SPECIFIED) (B)	DIMENSION STYLE MM/IN	SCALE 1:1	DESIGN UNITS INCH	THIRD ANGLE PROJECTION
		4 PLACES ± --- ± --- 3 PLACES ± --- ± .005 2 PLACES ± 0.13 ± .01 1 PLACE ± 0.3 ± ---	DRAWN BY C. YORK	DATE 2006/02/13	TITLE 14.29/.563" DR BTS ASSY, CB		
		ANGULAR ± 2 °	CHECKED BY R. DEROSS	DATE 2006/02/13	MOLEX INCORPORATED		
		DRAFT WHERE APPLICABLE MUST REMAIN WITHIN DIMENSIONS	APPROVED BY R. DEROSS	DATE 2006/02/13	MATERIAL NO. SEE CHART	DOCUMENT NO. SD-38211-001	SHEET NO. 2 OF 2

9 8 7 6 5 4 3 2 1