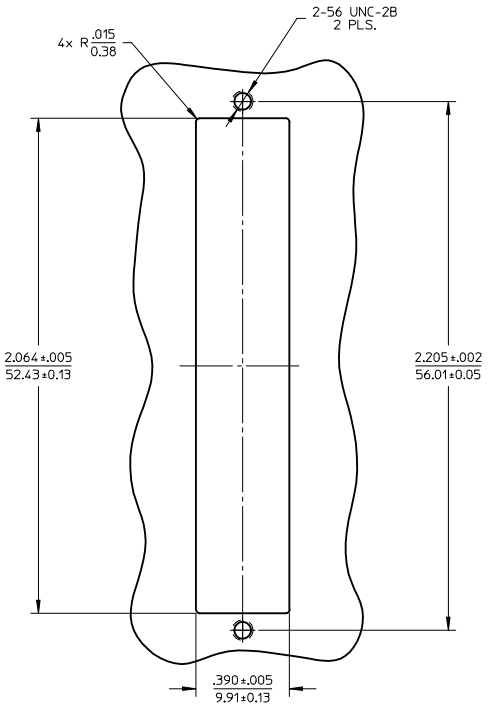
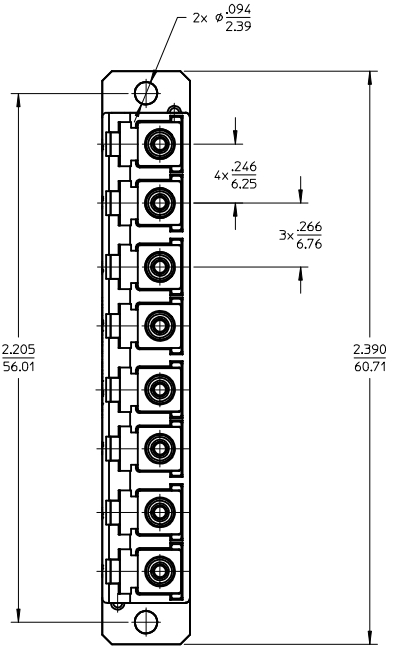
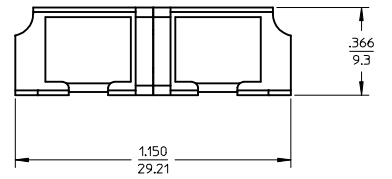
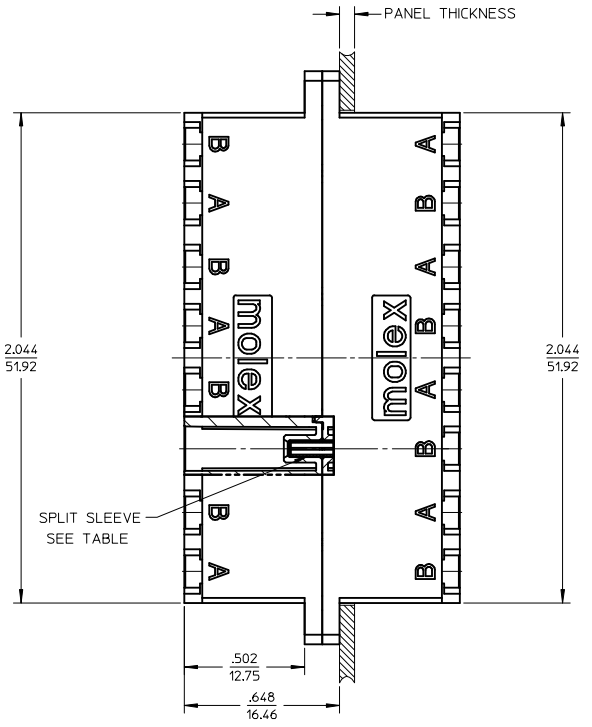
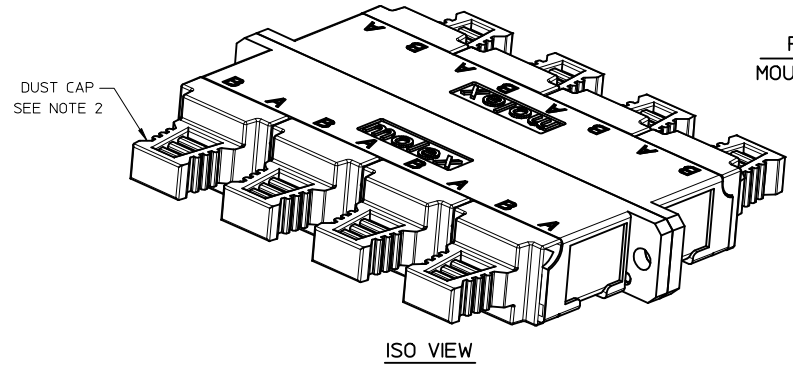


LC 8 PORT ADAPTER		SPLIT SLEEVE
P/N	COLOR	MATERIAL
106121-0200	BLUE	CERAMIC
106121-0201	GREEN	
106121-0202	BEIGE	PHOSPHOR BRONZE
106121-0203	AQUA	



RECOMMENDED
MOUNTING PATTERN



- NOTES:
 1. ALL DIMENSIONS ARE FOR REFERENCE.
 2. DUST CAPS SHOWN IN ISO VIEW ONLY.

ENTER DESCRIPTION EC NO: MF2015-0403 DRWNSDX:IE 2015/06/11 CHKD: APPR:WCHEN 2015/09/25 REV:	QUALITY SYMBOLS ▽=0 ▽=0	GENERAL TOLERANCES (UNLESS SPECIFIED) <table border="1"> <thead> <tr> <th></th> <th>mm</th> <th>INCH</th> </tr> </thead> <tbody> <tr> <td>4 PLACES</td> <td>± .---</td> <td>± .---</td> </tr> <tr> <td>3 PLACES</td> <td>± .---</td> <td>± .---</td> </tr> <tr> <td>2 PLACES</td> <td>± .---</td> <td>± .---</td> </tr> <tr> <td>1 PLACE</td> <td>± .---</td> <td>± .---</td> </tr> </tbody> </table>		mm	INCH	4 PLACES	± .---	± .---	3 PLACES	± .---	± .---	2 PLACES	± .---	± .---	1 PLACE	± .---	± .---	DIMENSION STYLE IN/MM	SCALE 2.5:1	DESIGN UNITS INCH	THIRD ANGLE PROJECTION
		mm	INCH																		
	4 PLACES	± .---	± .---																		
	3 PLACES	± .---	± .---																		
2 PLACES	± .---	± .---																			
1 PLACE	± .---	± .---																			
			DRAWN BY YBELENKIY	DATE 2011/09/06	TITLE LC 8 PORT ADAPTER SCREW MOUNT																
			CHECKED BY	DATE																	
			APPROVED BY WCHEN	DATE 2012/02/06	MOLEX INCORPORATED																
		DRAFT WHERE APPLICABLE MUST REMAIN WITHIN DIMENSIONS	MATERIAL NO. SEE TABLE	DOCUMENT NO. SD-106121-0200	SHEET NO. 1 OF 1																
THIS DRAWING CONTAINS INFORMATION THAT IS PROPRIETARY TO MOLEX INCORPORATED AND SHOULD NOT BE USED WITHOUT WRITTEN PERMISSION																					