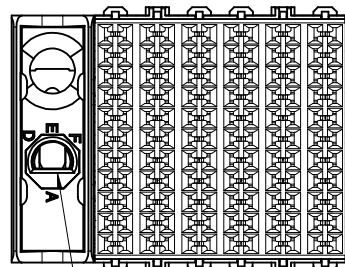


DAUGHTERCARD HOLE PATTERN
(CONNECTOR SIDE)



KEY SHOWN IN POSITION "A"

NOTES:

1. MATERIALS: HOUSING - LIQUID CRYSTAL POLYMER (LCP) GLASS-FILLED, UL94V-0
TERMINALS - HIGH PERFORMANCE COPPER ALLOY
2. FINISH: SELECTIVE GOLD IN CONTACT AREA.
SELECTIVE MATTE TIN ON PCB TAILS. NICKEL OVERALL.
3. REFER TO MOLEX PRODUCT SPECIFICATION PS-75710-999 FOR PERFORMANCE SPECS.
4. PRODUCT IS PACKAGED PER PK-70873-609.
5. THIS PART CONFORMS TO CLASS B REQUIREMENTS OF COSMETIC SPEC PS-45499-002.
6. GUIDED PARTS TO BE SHIPPED WITH 2-32 TYPE AB
SELF-TAPPING SCREW P/N 73726-0000.
7. FOR GROUNDED GUIDE MODULES USE DIA 2.45+/-0.10 (PTH), DIA 2.58 (DRILL),
AND DIA 4.50 (PAD).
8. MAPS (MOLEX ADVANCED PLATING SYSTEM).

REV	DESCRIPTION	QUALITY SYMBOLS
D	LEAD FREE CON/MAPS EC NO: UCP2013-4121 DRWN:RHIPPLE 2013/04/01 CHKD:MWOLFE 2013/04/01 APPR:SMILLER 2013/07/15	▽=0 ▽=0 ▽=0

GENERAL TOLERANCES (UNLESS SPECIFIED)	
mm	INCH
4 PLACES ± ---	± ---
3 PLACES ± ---	± ---
2 PLACES ± 0.13	± ---
1 PLACE ± 0.25	± ---
0 PLACE ±	±
ANGULAR ±1/2°	
DRAFT WHERE APPLICABLE MUST REMAIN WITHIN DIMENSIONS	

DIMENSION STYLE	
MM ONLY	
DRAWN BY	DATE
JLAURX	2007/03/06
CHECKED BY	DATE
BPISZCZOR	2007/03/06
APPROVED BY	DATE
CBIXLER	2007/03/06

SCALE	DESIGN UNITS	THIRD ANGLE PROJECTION
3:1	METRIC	☉
I-TRAC DAUGHTERCARD 11 ROW SIGNAL MODULE GUIDE LEFT SALES DWG 		
MATERIAL NO. SEE CHART		DOCUMENT NO. SD-75710-002
SIZE C		SHEET NO. 1 OF 2
THIS DRAWING CONTAINS INFORMATION THAT IS PROPRIETARY TO MOLEX INCORPORATED AND SHOULD NOT BE USED WITHOUT WRITTEN PERMISSION		

MATERIAL NUMBER	# OF COLUMNS	DIM "A" MAX	DIM "B"
75710-***5	5	25.90	14.80
75710-***6	6	29.60	18.50
75710-***8	8	37.00	25.90
75710-***0	10	44.40	33.30

75710-****

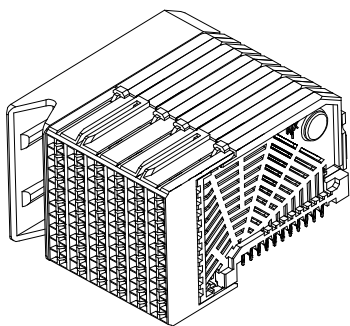
MODULE TYPE -- TAIL PLATING TYPE
 GUIDE LEFT -- MATTE TIN (FORMERLY TIN/LEAD)= 2
 GUIDE LEFT -- MATTE TIN = 3

POLARIZATION KEY ORIENTATION

- 0 = NO KEY
- 1 = A 5 = E
- 2 = B 6 = F
- 3 = C 7 = G
- 4 = D 8 = H

OF COLUMNS/PLATING

- 05 = 5 COL 30 GOLD
- 06 = 6 COL 30 GOLD
- 08 = 8 COL 30 GOLD
- 10 = 10 COL 30 GOLD
- 55 = 5 COL W/ESD 30 GOLD
- 56 = 6 COL W/ESD 30 GOLD
- 58 = 8 COL W/ESD 30 GOLD
- 50 = 10 COL W/ESD 30 GOLD
- 25 = 5 COL 10 GOLD (MAPS)
- 26 = 6 COL 10 GOLD (MAPS)
- 28 = 8 COL 10 GOLD (MAPS)
- 20 = 10 COL 10 GOLD (MAPS)
- 65 = 5 COL W/ESD 10 GOLD (MAPS)
- 66 = 6 COL W/ESD 10 GOLD (MAPS)
- 68 = 8 COL W/ESD 10 GOLD (MAPS)
- 60 = 10 COL W/ESD 10 GOLD (MAPS)



SEE SHEET 1 EC NO: UCP2013-4121 DRAWN: RHIPPLE 2013/04/01 CHKD: MWOLFE 2013/04/01 APPR: SMILLER 2013/07/15	QUALITY SYMBOLS	GENERAL TOLERANCES (UNLESS SPECIFIED)	DIMENSION STYLE MM ONLY	SCALE 1:1	DESIGN UNITS METRIC	THIRD ANGLE PROJECTION
	▽=0	mm INCH	DRAWN BY DATE JLAURX 2007/03/06	TITLE I-TRAC DAUGHTERCARD 11 ROW SIGNAL MODULE GUIDE LEFT SALES DWG		
	▽=0	4 PLACES ± --- ± ---	CHECKED BY DATE BPISZCZOR 2007/03/06			
	▽=0	2 PLACES ±0.13 ± ---	MATERIAL NO. DOCUMENT NO. SEE CHART SD-75710-002			
▽=0	1 PLACE ±0.25 ± ---	APPROVED BY DATE CBIXLER 2007/03/06				
REV	DESCRIPTION	ANGULAR ±1/2°	SIZE	SHEET NO. 2 OF 2		
D		DRAFT WHERE APPLICABLE MUST REMAIN WITHIN DIMENSIONS	C	THIS DRAWING CONTAINS INFORMATION THAT IS PROPRIETARY TO MOLEX INCORPORATED AND SHOULD NOT BE USED WITHOUT WRITTEN PERMISSION		

MATERIAL NUMBER	# OF COLUMNS	DIM "A" MAX	DIM "B"
75710-**-55	5	25.90	14.80
75710-**-56	6	29.60	18.50
75710-**-58	8	37.00	25.90
75710-**-50	10	44.40	33.30

75710-****

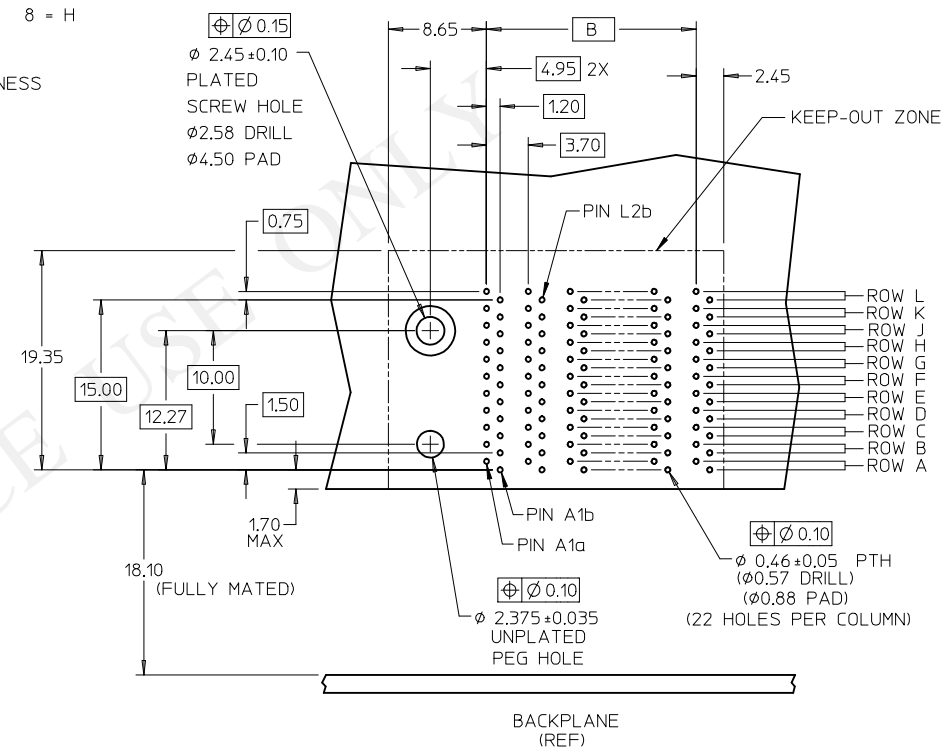
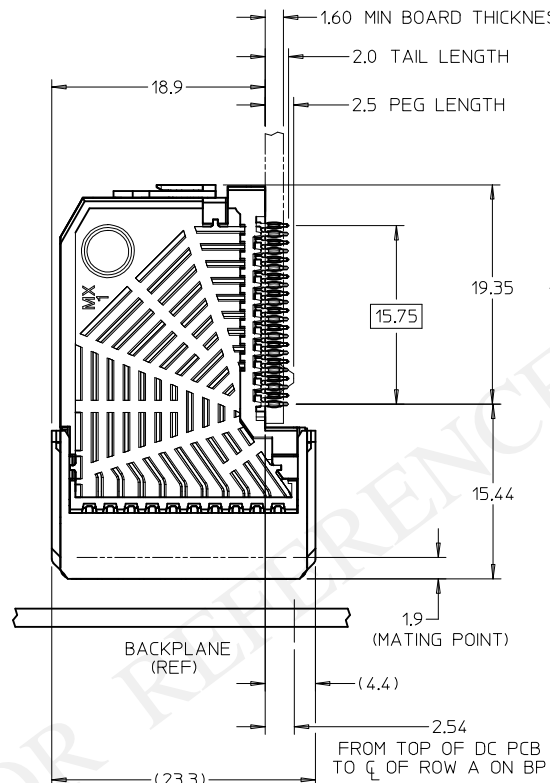
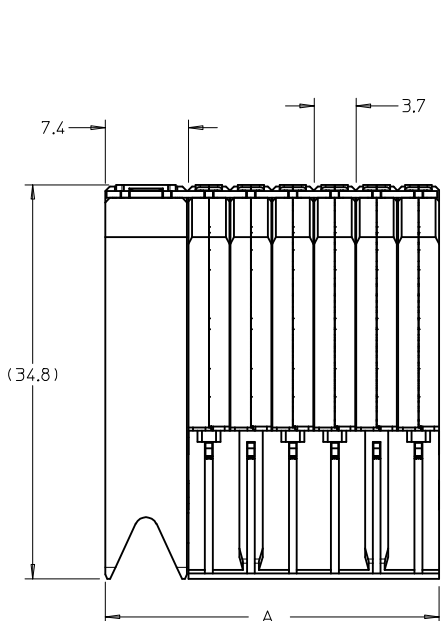
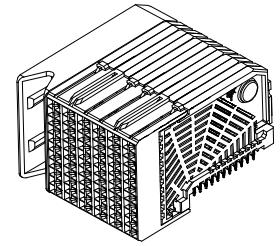
MODULE TYPE -- TAIL PLATING TYPE

GUIDE LEFT -- TIN/LEAD = 2
GUIDE LEFT -- TIN ONLY = 3


POLARIZATION KEY ORIENTATION

0 = NO KEY
1 = A 5 = E
2 = B 6 = F
3 = C 7 = G
4 = D 8 = H

OF COLUMNS
55 = 5 COL W/ESD
56 = 6 COL W/ESD
58 = 8 COL W/ESD
50 = 10 COL W/ESD



DAUGHTERCARD HOLE PATTERN
(CONNECTOR SIDE)



- NOTES:
- MATERIALS: HOUSING - LIQUID CRYSTAL POLYMER (LCP) GLASS-FILLED, UL94V-0
TERMINALS - HIGH PERFORMANCE COPPER ALLOY
 - FINISH: SELECTIVE 30µIN MIN GOLD IN CONTACT AREA. SELECTIVE TIN/LEAD (-2***)
OR SELECTIVE TIN (-3***) ON PCB TAILS, NICKEL OVERALL.
 - REFER TO MOLEX PRODUCT SPECIFICATION PS-75710-999 FOR PERFORMANCE SPECS.
 - PRODUCT IS PACKAGED PER PK-70873-609.
 - THIS PART CONFORMS TO CLASS B REQUIREMENTS OF COSMETIC SPEC PS-45499-002.

RELEASE TOOLING EC NO: UCP2015-4261 DRAWN: CARRANZA 2006/11/30 CHKD: LAURX APPR: BINGHAM 2015/04/17	QUALITY SYMBOLS ▽=0 ▽=0	GENERAL TOLERANCES (UNLESS SPECIFIED) <table border="1"> <thead> <tr> <th></th> <th>mm</th> <th>INCH</th> </tr> </thead> <tbody> <tr> <td>4 PLACES ±</td> <td>---</td> <td>±---</td> </tr> <tr> <td>3 PLACES ±</td> <td>---</td> <td>±---</td> </tr> <tr> <td>2 PLACES ±</td> <td>0.13</td> <td>±---</td> </tr> <tr> <td>1 PLACE ±</td> <td>0.25</td> <td>±---</td> </tr> </tbody> </table> ANGULAR ±1/2°		mm	INCH	4 PLACES ±	---	±---	3 PLACES ±	---	±---	2 PLACES ±	0.13	±---	1 PLACE ±	0.25	±---	DIMENSION STYLE MM ONLY DRAWN BY: JL AURX DATE: 2/17/05 CHECKED BY: DATE: NMARTIN 2/17/05 APPROVED BY: DATE: CBIXLER 2/17/05	SCALE 3:1 DESIGN UNITS METRIC THIRD ANGLE PROJECTION	TITLE I-TRAC DAUGHTERCARD 11 ROW SIGNAL MODULE GUIDE LEFT W/ ESD CLIP MOLEX INCORPORATED	MATERIAL NO. SEE CHART SIZE C	DOCUMENT NO. SD-75710-052 SHEET NO. 1 OF 1
		mm	INCH																			
	4 PLACES ±	---	±---																			
	3 PLACES ±	---	±---																			
2 PLACES ±	0.13	±---																				
1 PLACE ±	0.25	±---																				
DRAFT WHERE APPLICABLE MUST REMAIN WITHIN DIMENSIONS																						
THIS DRAWING CONTAINS INFORMATION THAT IS PROPRIETARY TO MOLEX INCORPORATED AND SHOULD NOT BE USED WITHOUT WRITTEN PERMISSION																						
1																						