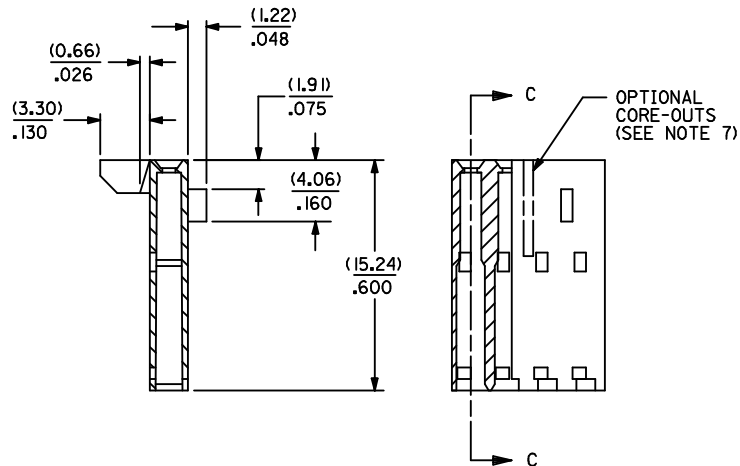
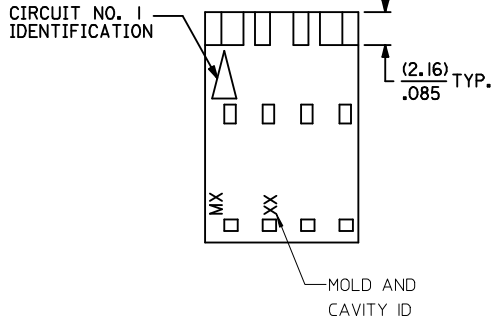
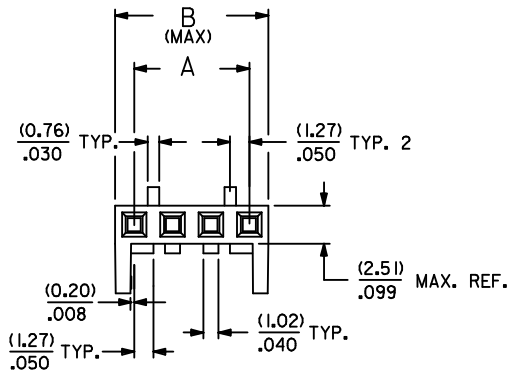


NOTES:

1. MATERIAL GLASS FILLED POLYESTER, UL94V-0; COLOR: BLACK.
2. HOUSING MAY BE USED WITH TERMINAL NUMBERS 70058, 71851, & 70021.
3. REFER TO CHART FOR AVAILABLE CIRCUIT SIZES.
4. HOUSINGS TO BE USED WITH (0.64)/.025 SQUARE OR ROUND PINS.
5. HOUSING ARE STACKABLE END-TO-END ON (2.54)/.100 CENTERS.
6. REFER TO MOLEX PRODUCT SPECIFICATION(S): PS-70400, PS-70058, PS-71851, PS-70021, AND MOLEX APPLICATION SPECIFICATION SDES-70400.
7. PARTS MAY OR MAY NOT BE SUPPLIED WITH EXTERIOR CORE-OUT CONFIGURATION. REFER TO MOLEX DRAWING NUMBER SD-70066-**** FOR OPTIONAL HOUSING DETAILS.
8. DIMENSIONS ARE SHOWN FOR REFERENCE ONLY.
9. PACKAGE PER PK-70066-100.

CKT. SIZE	EDP. NO.	ENG. NO.	A	B
2	50-57-9502	70066-0211	(2.54) .100	(5.05) .199
3	50-57-9503	70066-0212	(5.08) .200	(7.59) .299
4	50-57-9504	70066-0213	(7.62) .300	(10.13) .399
5	50-57-9505	70066-0214	(10.16) .400	(12.67) .499
6	50-57-9506	70066-0215	(12.70) .500	(15.21) .599
7	50-57-9507	70066-0216	(15.24) .600	(17.75) .699
8	50-57-9508	70066-0217	(17.78) .700	(20.29) .799
9	50-57-9509	70066-0218	(20.32) .800	(22.83) .899
10	50-57-9510	70066-0219	(22.86) .900	(25.37) .999
11	50-57-9511	70066-0220	(25.40) 1.000	(27.91) 1.099
12	50-57-9512	70066-0221	(27.94) 1.100	(30.45) 1.199
13	50-57-9513	70066-0222	(30.48) 1.200	(32.99) 1.299
14	50-57-9514	70066-0223	(33.02) 1.300	(35.53) 1.399
15	50-57-9515	70066-0224	(35.56) 1.400	(38.07) 1.499
16	50-57-9516	70066-0225	(38.10) 1.500	(40.61) 1.599
17	50-57-9517	70066-0226	(40.64) 1.600	(43.15) 1.699
18	50-57-9518	70066-0227	(43.18) 1.700	(45.69) 1.799
19	50-57-9519	70066-0228	(45.72) 1.800	(48.23) 1.899
20	50-57-9520	70066-0229	(48.26) 1.900	(50.77) 1.999
21	50-57-9521	70066-0230	(50.80) 2.000	(53.31) 2.099
22	50-57-9522	70066-0231	(53.34) 2.100	(55.85) 2.199
23	50-57-9523	70066-0232	(55.88) 2.200	(58.39) 2.299
24	50-57-9524	70066-0233	(58.42) 2.300	(60.93) 2.399
25	50-57-9525	70066-0234	(60.96) 2.400	(63.47) 2.499

OPTION "H"



SECTION C-C

LOCATE MOLD & CAVITY ID EC NO: UCP2014-4216 DRWNR:WHIPPLE 2014/04/11 CHKD:DMORGAN 2014/04/11 APPR:SMILLER 2014/04/28	QUALITY SYMBOLS ▽=0 ▽=0 ▽=0	GENERAL TOLERANCES (UNLESS SPECIFIED)		DIMENSION STYLE MM/IN		SCALE 4:1	DESIGN UNITS INCH	THIRD ANGLE PROJECTION		
		4 PLACES ± .010 ± .010 3 PLACES ± .010 ± .010 2 PLACES ± .025 ± .015 1 PLACE ± 0.38 ± .015 0 PLACE ± ±		DRAWN BY DATE DMORGAN 2011/11/14		CHECKED BY DATE BJS 1987/02/26		HOUSING CONNECTOR (2.54)/.100 GRID OPT. H STACKABLE SINGLE ROW molex		
		ANGULAR ±1/2°		APPROVED BY DATE SMILLER 2012/02/13		MATERIAL NO. SEE CHART				
		DRAFT WHERE APPLICABLE MUST REMAIN WITHIN DIMENSIONS		SIZE C		THIS DRAWING CONTAINS INFORMATION THAT IS PROPRIETARY TO MOLEX INCORPORATED AND SHOULD NOT BE USED WITHOUT WRITTEN PERMISSION				