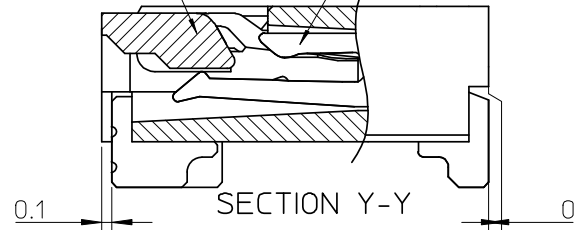
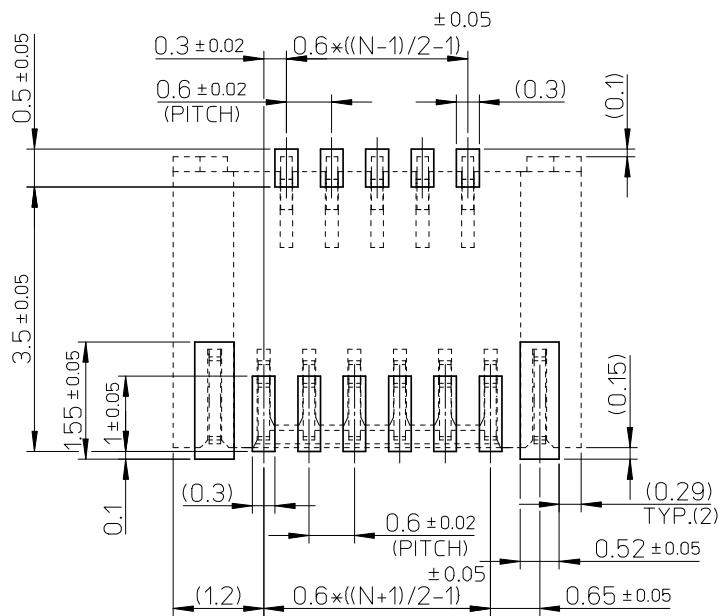


15.6	14.4	15.0	17.4	501912-5190	501912-5110	51
14.4	13.2	13.8	16.2	501912-4790	501912-4710	47
13.8	12.6	13.2	15.6	501912-4590	501912-4510	45
12.6	11.4	12.0	14.4	501912-4190	501912-4110	41
12.0	10.8	11.4	13.8	501912-3990	501912-3910	39
11.4	10.2	10.8	13.2	501912-3790	501912-3710	37
10.8	9.6	10.2	12.6	501912-3590	501912-3510	35
10.2	9.0	9.6	12.0	501912-3390	501912-3310	33
8.4	7.2	7.8	10.2	501912-2790	501912-2710	27
7.8	6.6	7.2	9.6	501912-2590	501912-2510	25
7.2	6.0	6.6	9.0	501912-2390	501912-2310	23
6.6	5.4	6.0	8.4	501912-2190	501912-2110	21
4.8	3.6	4.2	6.6	501912-1590	501912-1510	15
D	C	B	A	EMBOSSED-TAPE PKG ORDER No.	MATERIAL No.	CIRCUIT

MODEL No. 501912-\*\*10



REVISED EC NO: J2008-3324 DRWN:HTAGAMI 2008/03/25 CHKD:KAKAHASHI 2008/04/07 APPR:KAKAHASHI 2008/04/07	GENERAL TOLERANCES (UNLESS SPECIFIED)		DIMENSION STYLE	SCALE	DESIGN UNITS	THIRD ANGLE PROJECTION
			MM ONLY	15:1	METRIC	
	10 UNDER	± 0.2	DRAWN BY	DATE	TITLE	
	10 OVER 30 UNDER	± 0.25	M.HAYASHI	2005/07/28	0.3 FPC CONN E/O HSG ASSY (HGT=1.8MM) GOLDPLATING	
	30 OVER	± 0.3	H.HIRATA	2005/07/28		
ANGULAR ±3°		APPROVED BY	DATE	MOLEX INCORPORATED		
DRAFT WHERE APPLICABLE MUST REMAIN WITHIN DIMENSIONS		M.SASAO	2005/07/28	MATERIAL NO.	DOCUMENT NO.	SHEET NO.
		SEE TABLE		SD-501912-001	1 OF 2	
THIS DRAWING CONTAINS INFORMATION THAT IS PROPRIETARY TO MOLEX INCORPORATED AND SHOULD NOT BE USED WITHOUT WRITTEN PERMISSION						

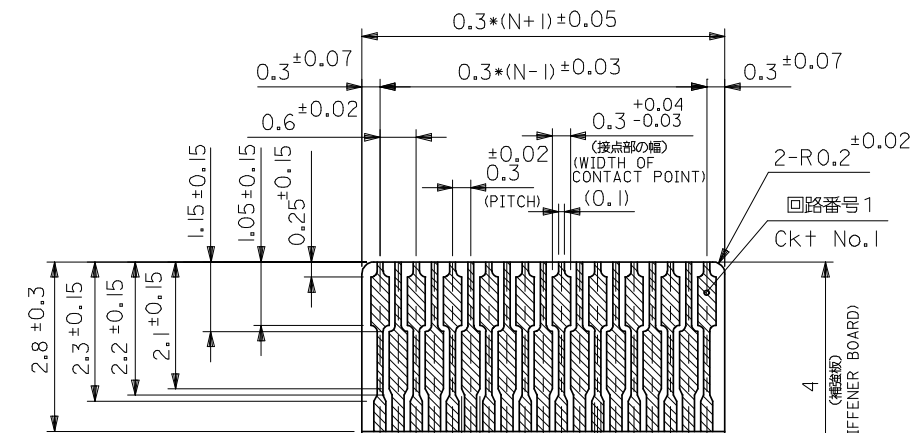


参考基板レイアウト図  
(マウント面)  
(MOUNTING SIDE)

注記 NOTES

- 使用材料 MATFRIAL  
 ハウジング : 耐熱性樹脂 ガラス充填 UL94V-0  
 HOUSING : HEAT RESISTANCE POLYMER (GLASS FILLED) UL94V-0  
 アクチュエータ : 耐熱性樹脂 ガラス充填 UL94V-0  
 ACTUATOR : HEAT RESISTANCE POLYMER (GLASS FILLED) UL94V-0  
 ターミナル : 銅合金 (t=0.15), ニッケル下地金メッキ  
 TERMINAL : COPPER ALLOY, GOLD OVER NICKEL PLATING.  
 金具 : 銅合金 (t=0.15), ニッケル下地スズメッキ  
 FITTING NAIL : COPPER ALLOY, TIN OVER NICKEL PLATING.  
 ハウジングに黒点がある場合が有りますが、問題はありません。

- ソルダーテール半田付け面、及び金具半田付け面の平坦度 : 0.1mm MAXIMUM.  
 COPLANARITY OF SOLDER TAILS AND FITTING NAILS  
 TO BE 0.1mm MAXIMUM.
- ELV AND RoHS COMPLIANT.



適合FPC推奨寸法  
 APPLICABLE FPC  
 RECOMMENDED DIMENSION  
 (仕上がり厚さ: 0.2 ± 0.03)  
 (THICKNESS: 0.2 ± 0.03)

FPCについて:

打抜き方向は導体側から補強板側を推奨いたします。  
 導体部については軟銅箔35マイクロメートルまたは50マイクロメートルを  
 推奨致します。  
 補強フィルム材質はポリイミドを推奨します。  
 接着剤は熱硬化接着剤を推奨します。

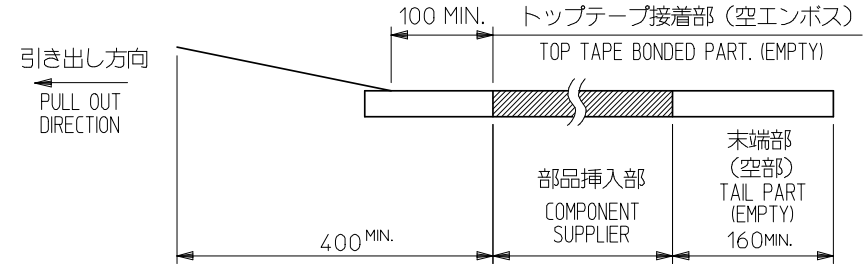
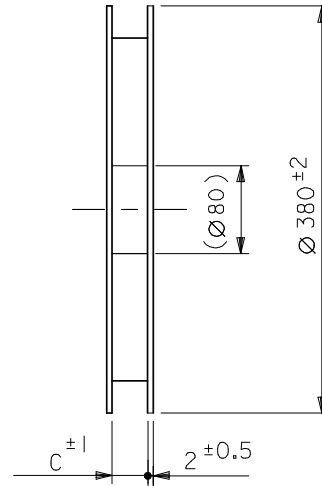
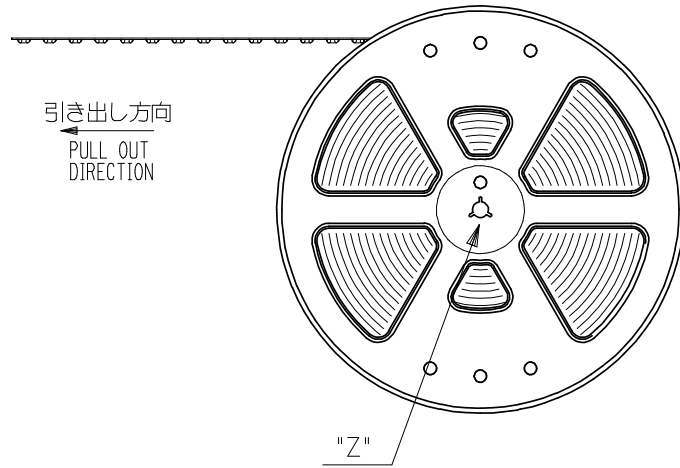
ABOUT FPC

RECOMMENDED PUNCHER DIRECTION : FROM CONDUCTOR SIDE TO STIFFENER FILM SIDE.  
 RECOMMENDED CONDUCTOR SPEC :  
 THICKNESS OF SOFT COPPER FOIL : 35 MICROMETER OR 50 MICROMETER  
 RECOMMENDED MATERIAL :  
 STIFFENER FILM : POLYIMIDE  
 BONDING AGENT : THERMOSETTING BONDING AGENT

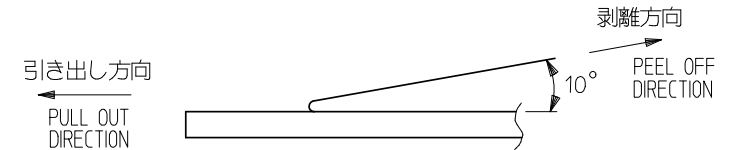
REVISED EC NO: J2008-3324 DRWN: HTAGAMI 2008/03/25 CHKD: TAKAHASHI 2008/04/07 APPR: KAKAHASHI 2008/04/07	DESCRIPTION	GENERAL TOLERANCES (UNLESS SPECIFIED)		DIMENSION STYLE MM ONLY		SCALE ----	DESIGN UNITS METRIC	THIRD ANGLE PROJECTION		
		10 UNDER	±0.2	DRAWN BY M. HAYASHI	DATE 2005/07/28	TITLE 0.3 FPC CONN E/O HSG ASSY (HGT=1.8MM) GOLDPLATING				
		10 OVER 30 UNDER	±0.25	CHECKED BY H. HIRATA	DATE 2005/07/28	MOLEX INCORPORATED				
		30 OVER	±0.3	APPROVED BY M. SASAO	DATE 2005/07/28	DOCUMENT NO. SD-501912-001				
REV	SIZE A3	ANGULAR ±3 ° DRAFT WHERE APPLICABLE MUST REMAIN WITHIN DIMENSIONS		MATERIAL NO. SEE SHEET 1		SHEET NO. 2 OF 2		THIS DRAWING CONTAINS INFORMATION THAT IS PROPRIETARY TO MOLEX INCORPORATED AND SHOULD NOT BE USED WITHOUT WRITTEN PERMISSION		

NOTES

- 製品詳細寸法は製品単体図面を参照して下さい。  
FOR DETAIL OF CONNECTOR DIMENSIONS, PLEASE SEE THE DRAWING OF CONNECTOR ITSELF (NOT PACKAGED).
- 梱包数量：3000個/リール  
NUMBER OF CONNECTORS : 3000PCS/REEL
- リードテープ長さ LEAD TAPE LENGTH



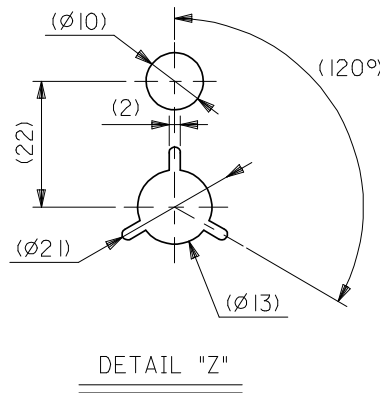
- トップテープの剥離強度：60±35gf (0.25N～0.93N) (剥離方向は下図参照) 尚、本規格値は出荷時に適用。(但し、輸送時に剥離が発生しないこと。)  
PEELING OFF FORCE OF TOP TAPE : 65gf±30gf (0.25N～0.93N)  
(PEELING DIRECTION AS SHOWN IN FOLLOWING FIG.)  
THIS REQUIREMENT SHOULD BE APPLIED AT SHIPMENT.  
PEEL OFF SHOULD NOT BE ALLOWED , DURING TRANSPORTATION.



5. 材料(MATERIAL)

キャリアテープ (CARRIER TAPE) : ポリスチレン (POLYSTYREN)  
 トップテープ (TOP TAPE) : PET, PE, PEF  
 リール(REEL) : ポリスチレン(PS) <リサイクル材を含む>  
 POLYSTYREN(PS) <RECYCLE MATERIAL CONTAINED>

- C寸法は SHEET 2-4を参照下さい。  
SEE SHEET 2-4(DIMENSION C).
- ELV AND RoHS COMPLIANT.



DETAIL "Z"

REVISED EC NO: J2008-3324 T DRWN:HTAGAMI 2008/03/25 CH'KD:KTAKAHASHI 2008/04/07 APPR:KTAKAHASHI 2008/04/07 REV	GENERAL TOLERANCES (UNLESS SPECIFIED)		DIMENSION STYLE MM ONLY		SCALE ---	DESIGN UNITS METRIC	501912-**90	MODEL NO.
	10 UNDER	±0.2	DRAWN BY M.HAYASHI	DATE 2005/10/11	TITLE EMBSTP PKG FOR 0.3 FPC CONN (HGT=1.8MM) GOLD PLATING			
	10 OVER 30 UNDER	±0.25	CHECKED BY H.HIRATA	DATE 2005/10/11				
	30 OVER	±0.3	APPROVED BY M.SASAO	DATE 2005/10/11	MOLEX INCORPORATED			
	ANGULAR ±3 °		MATERIAL NO.		DOCUMENT NO.		SHEET NO.	
	DRAFT WHERE APPLICABLE MUST REMAIN WITHIN DIMENSIONS		SEE TABLE		SD-501912-002		1 OF 4	
THIS DRAWING CONTAINS INFORMATION THAT IS PROPRIETARY TO MOLEX INCORPORATED AND SHOULD NOT BE USED WITHOUT WRITTEN PERMISSION								

F

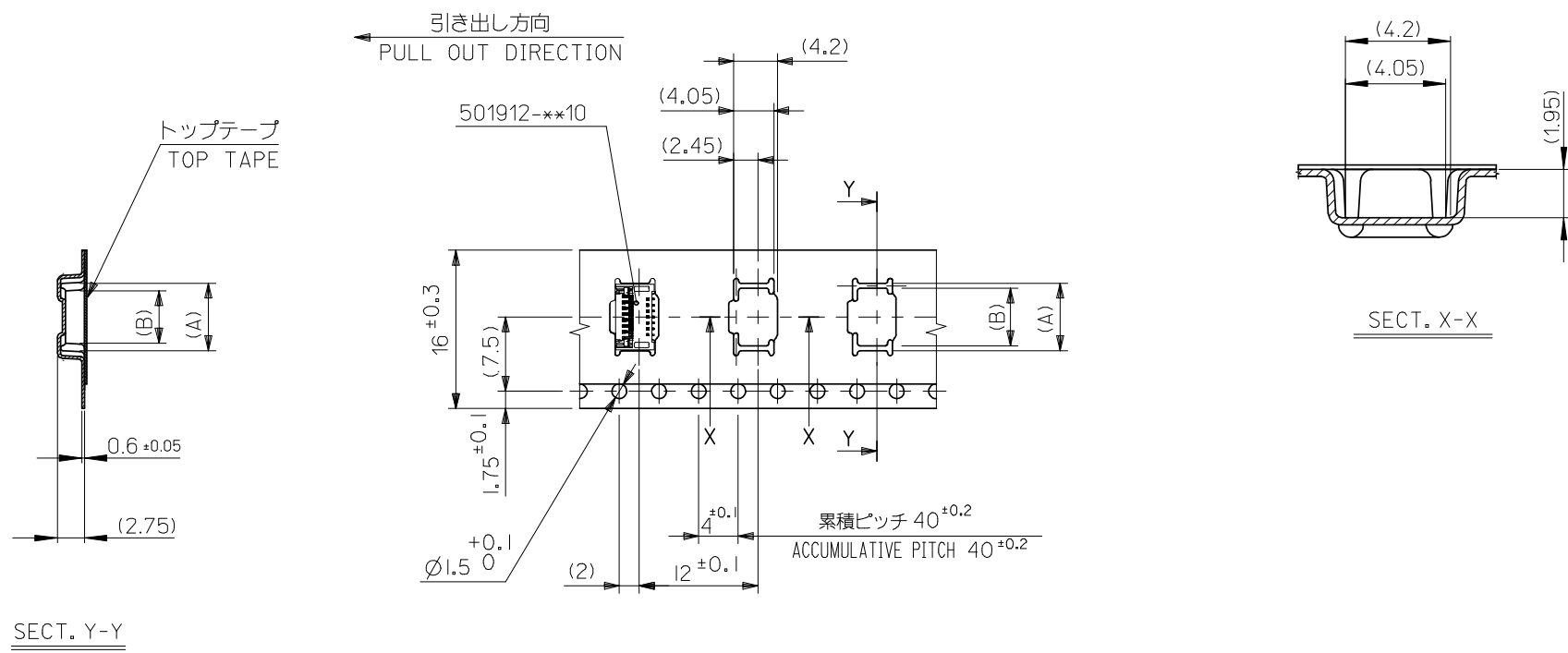
E

D

C

B

A



16 mm幅キャリアテープ  
16mm WIDTH CARRIER TAPE

16	17.5	4.6	6.8	501912-1590	15
キャリアテープ幅 CARRIER TAPE WIDTH	C	(B)	(A)	製品番号 MATERIAL No.	極数 CK+
				501912-**-90	MODEL No.

REVISED EC NO: J2008-3324 DRWN:HTAGAMI 2008/03/25 CHK:KOTAKAHASHI 2008/04/07 APPR:KTAKAHASHI 2008/04/07	GENERAL TOLERANCES (UNLESS SPECIFIED)		DIMENSION STYLE MM ONLY		SCALE ---	DESIGN UNITS METRIC	THIRD ANGLE PROJECTION	
	10 UNDER	± 0.2	DRAWN BY M. HAYASHI	DATE 2005/10/11	TITLE EMBSTP PKG FOR 0.3 FPC CONN (HGT=1.8MM) GOLD PLATING			
	10 OVER 30 UNDER	± 0.25	CHECKED BY H. HIRATA	DATE 2005/10/11				
	30 OVER	± 0.3	APPROVED BY M. SASAO	DATE 2005/10/11	MOLEX INCORPORATED			
	ANGULAR	± 3 °	MATERIAL NO.	DOCUMENT NO.				
DRAFT WHERE APPLICABLE MUST REMAIN WITHIN DIMENSIONS		SEE TABLE		SD-501912-002				

F

E

D

C

B

A

F

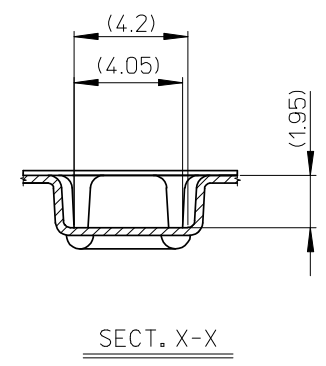
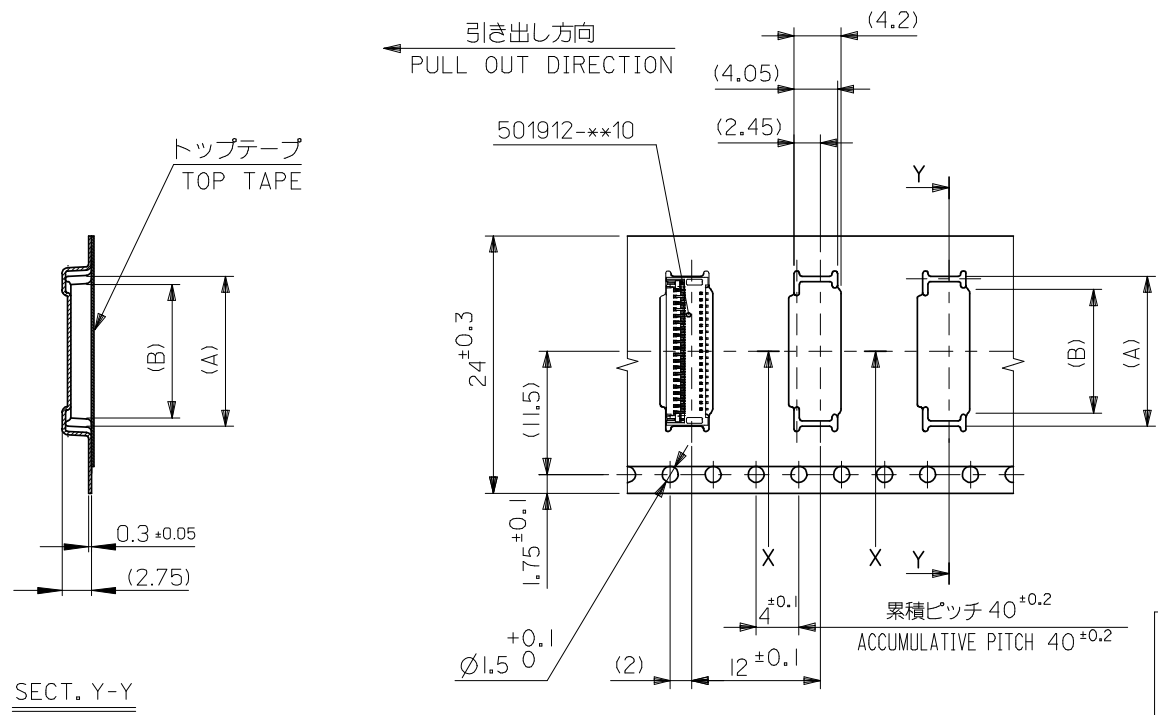
E

D

C

B

A

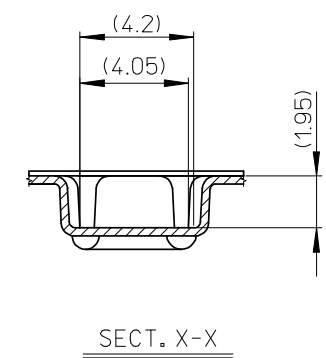
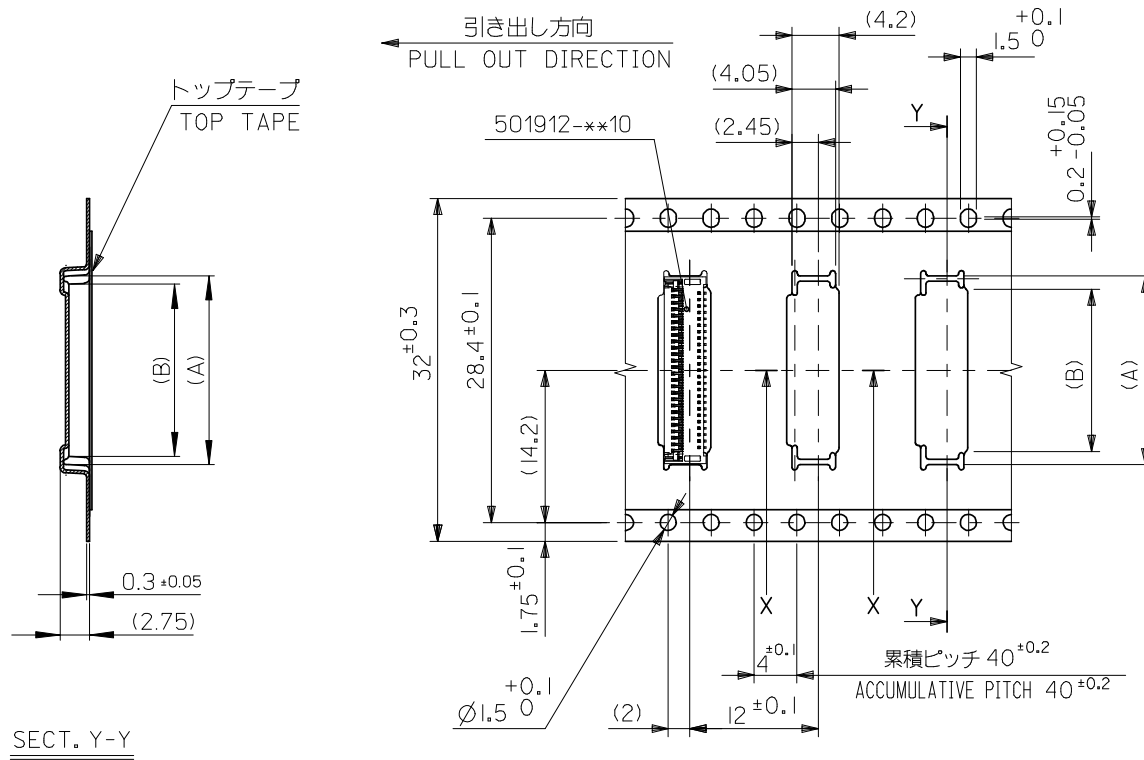


SECT. Y-Y

24mm幅キャリアテープ  
24mm WIDTH CARRIER TAPE

24	25.5	12.4	14.6	501912-4190	41	
		11.8	14.0	501912-3990	39	
		11.2	13.4	501912-3790	37	
		10.6	12.8	501912-3590	35	
		10.0	12.2	501912-3390	33	
		8.2	10.4	501912-2790	27	
		7.6	9.8	501912-2590	25	
		7.0	9.2	501912-2390	23	
		6.4	8.6	501912-2190	21	
キャリアテープ幅 CARRIER TAPE WIDTH		C	(B)	(A)	製品番号 MATERIAL No.	極数 CK+
				501912-**-90	MODEL No.	

REVISED EC NO: J2008-3324 DRWN: HTAGAMI 2008/03/25 CHKD: KTAKAHASHI 2008/04/07 APPR: KTAKAHASHI 2008/04/07	GENERAL TOLERANCES (UNLESS SPECIFIED)		DIMENSION STYLE	SCALE	DESIGN UNITS	THIRD ANGLE PROJECTION	
			MM ONLY	---	METRIC		
	10 UNDER		±0.2	DRAWN BY	DATE	TITLE	
	10 OVER 30 UNDER		±0.25	M. HAYASHI	2005/10/11	EMBSTP PKG FOR 0.3 FPC CONN (HGT=1.8MM) GOLD PLATING	
	30 OVER		±0.3	CHECKED BY	DATE	MOLEX INCORPORATED	
ANGULAR		±3 °	H. HIRATA	2005/10/11	MATERIAL NO.		
DRAFT WHERE APPLICABLE MUST REMAIN WITHIN DIMENSIONS			APPROVED BY	DATE	DOCUMENT NO.		
			M. SASAO	2005/10/11	SD-501912-002		
			SEE TABLE		SHEET NO.		
			SIZE A3		3 OF 4		
THIS DRAWING CONTAINS INFORMATION THAT IS PROPRIETARY TO MOLEX INCORPORATED AND SHOULD NOT BE USED WITHOUT WRITTEN PERMISSION							

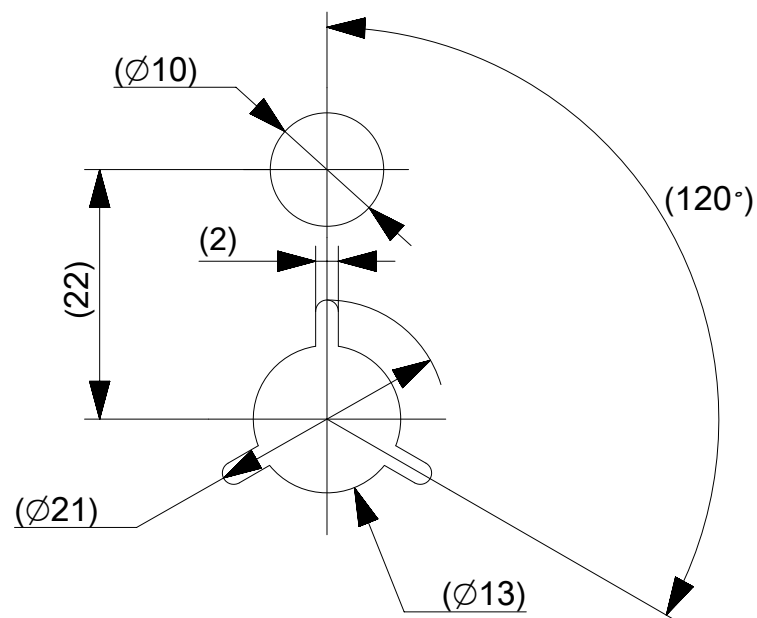
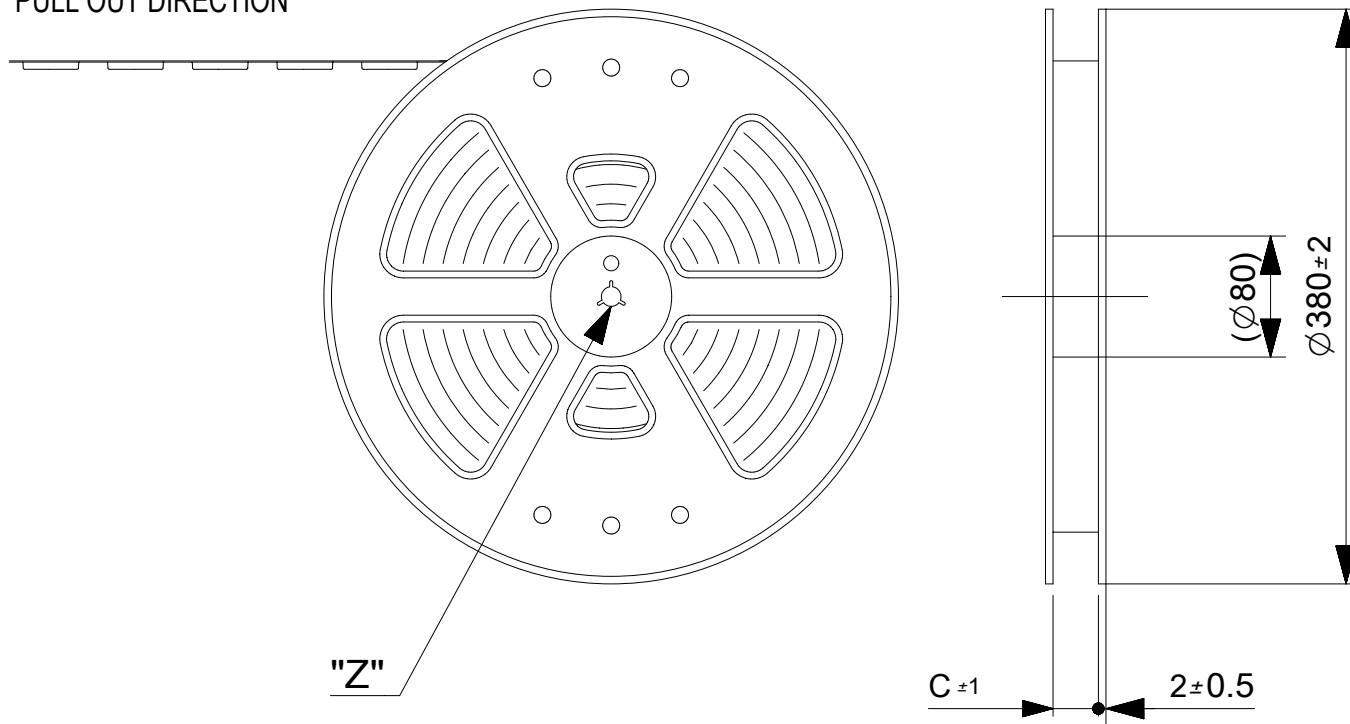


32mm幅キャリアテープ  
32mm WIDTH CARRIER TAPE

32	33.5	15.4	17.6	501912-5190	51
		14.2	16.4	501912-4790	47
		13.6	15.8	501912-4590	45
キャリアテープ幅 CARRIER TAPE WIDTH	C	(B)	(A)	製品番号 MATERIAL No.	極数 CK+
501912-**90					MODEL No.

REVISED EC NO: J2008-3324 T DRWN: H. TAGAMI 2008/03/25 CH'KD: K. TAKAHASHI 2008/04/07 APPR: K. TAKAHASHI 2008/04/07 REV DESCRIPTION	GENERAL TOLERANCES (UNLESS SPECIFIED)		DIMENSION STYLE MM ONLY		SCALE ---	DESIGN UNITS METRIC	THIRD ANGLE PROJECTION	
	10 UNDER	±0.2	DRAWN BY M. HAYASHI	DATE 2005/10/11	TITLE EMBSTP PKG FOR 0.3 FPC CONN (HGT=1.8MM) GOLD PLATING			
	10 OVER 30 UNDER	±0.25	CHECKED BY H. HIRATA	DATE 2005/10/11				
	30 OVER	±0.3	APPROVED BY M. SASAO	DATE 2005/10/11	MOLEX INCORPORATED			
	ANGULAR	±3 °	MATERIAL NO.	DOCUMENT NO.				
DRAFT WHERE APPLICABLE MUST REMAIN WITHIN DIMENSIONS		SEE TABLE		SD-501912-002		4 OF 4		
SIZE A3 THIS DRAWING CONTAINS INFORMATION THAT IS PROPRIETARY TO MOLEX INCORPORATED AND SHOULD NOT BE USED WITHOUT WRITTEN PERMISSION								

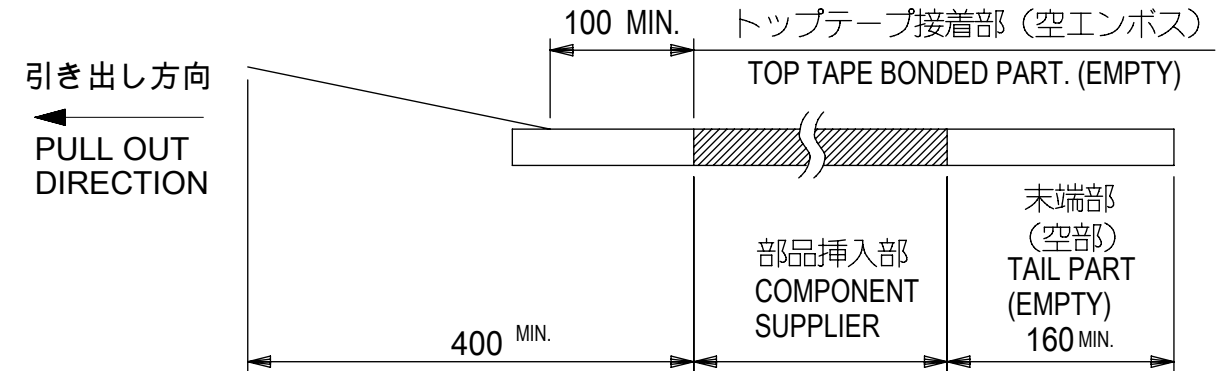
引き出し方向  
PULL OUT DIRECTION



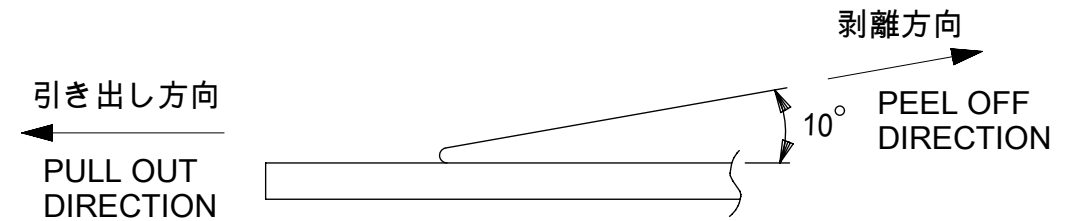
DETAIL "Z"

NOTES

- 製品詳細寸法は製品単体図面を参照して下さい。  
FOR DETAIL OF CONNECTOR DIMENSIONS, PLEASE SEE THE DRAWING OF CONNECTOR ITSELF (NOT PACKAGED).
- 梱包数量 : 3000個 / リール  
NUMBER OF CONNECTORS : 3000PCS/REEL
- リードテープ長さ LEAD TAPE LENGTH



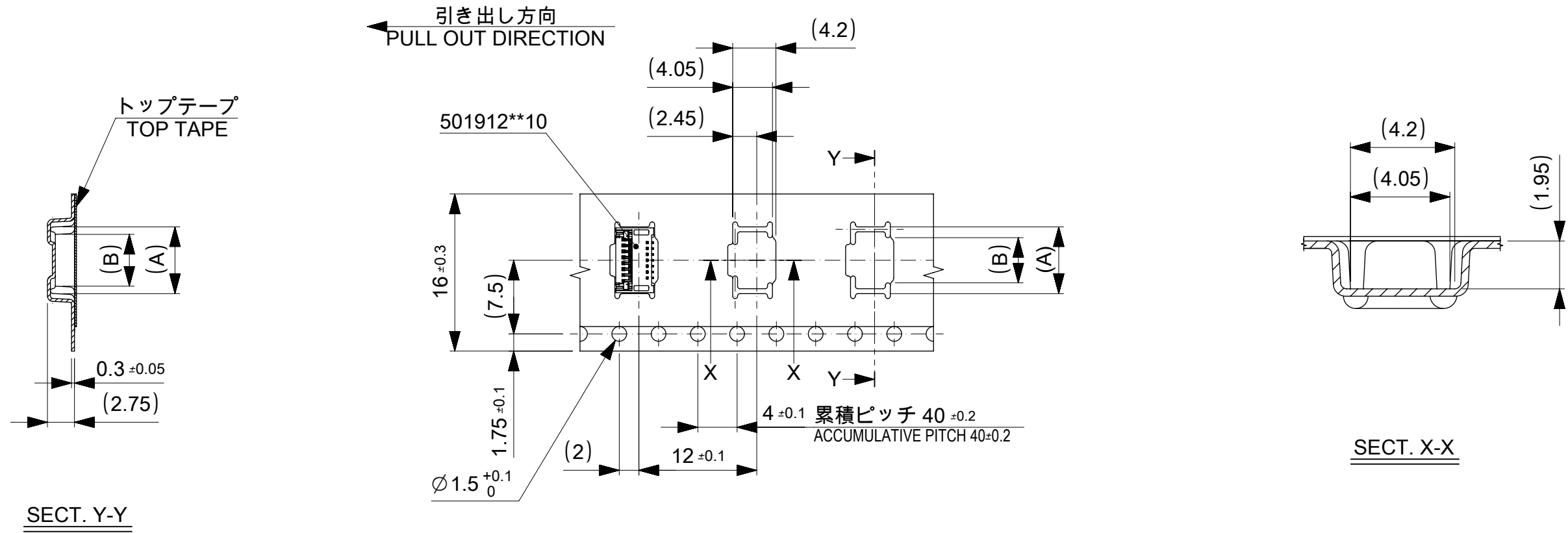
- トップテープの剥離強度 : 60±35gf (0.25N ~ 0.93N) (剥離方向は下図参照)  
尚、本規格は出荷時に適用。(但し、輸送時に剥離が発生しないこと。)  
PEELING OFF FORCE OF TOP TAPE : 60gf±35gf (0.25N ~ 0.93N)  
(PEELING DIRECTION AS SHOWN IN FOLLOWING FIG.)  
THIS REQUIREMENT SHOULD BE APPLIED AT SHIPMENT.  
PEEL OFF SHOULD NOT BE ALLOWED, DURING TRANSPORTATION.



- 材料(MATERIAL)  
キャリアテープ(CARRIER TAPE) : ポリスチレン(POLYSTYREN)  
トップテープ(TOP TAPE) : PET, PE, PEF  
リール(REEL) : ポリスチレン(PS) <リサイクル材を含む>  
POLYSTYREN(PS) <RECYCLE MATERIAL CONTAINED>
- C寸法は SHEET 2~4を参照下さい。  
SEE SHEET 2~4(DIMENSION C).
- ELV AND RoHS COMPLIANT.

501912\*\*90 MODEL NO.

THIS DRAWING CONTAINS INFORMATION THAT IS PROPRIETARY TO MOLEX ELECTRONIC TECHNOLOGIES, LLC AND SHOULD NOT BE USED WITHOUT WRITTEN PERMISSION											
RELEASED	EC NO. 101883	DRWN: SHIRATA	CHK'D: HIJIMA	APPR: YNOGAWA	2015/11/24	2016/01/05	2016/01/05	GENERAL TOLERANCES (UNLESS SPECIFIED)			
	4 PLACES		± 0.2		ANGULAR TOL ± 3.0 °		DIMENSION UNITS		SCALE		
	3 PLACES		± 0.2		3 PLACES		MM		NTS		
	2 PLACES		± 0.2		2 PLACES		DRWN BY		DATE		
	1 PLACE		± 0.2		1 PLACE		SHIRATA		2015/11/24		
0 PLACES		± 0.2		0 PLACES		CHK'D BY		DATE			
DRAFT WHERE APPLICABLE MUST REMAIN WITHIN DIMENSIONS		A3		THIRD ANGLE PROJECTION		HIJIMA		2016/01/05	PRODUCT CUSTOMER DRAWING		
APPR BY		DATE		DRAWING SIZE		YNOGAWA		2016/01/05	SERIES	MATERIAL NUMBER	CUSTOMER
A		REV		A3		A3		501912	501912	SEE TABLE	
RELEASE STATUS		P1	RELEASE DATE		05.01.2016	07:59:50	DOCUMENT NUMBER		DOC TYPE	DOC PART	SHEET NUMBER
A		A		A3		5019120000		PSD	000	1 OF 4	



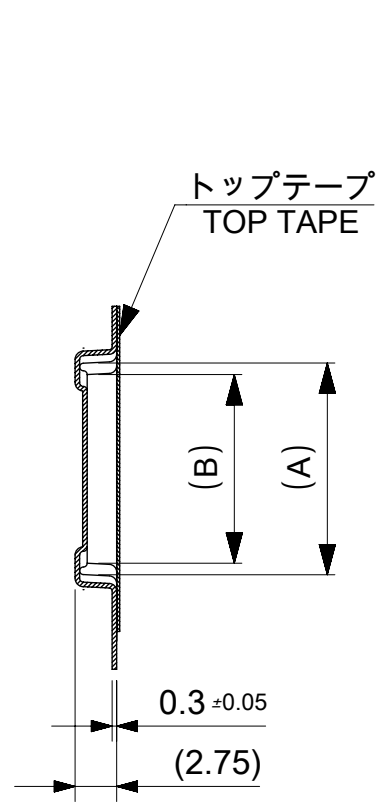
16mm幅キャリアテープ  
16mm WIDTH CARRIER TAPE

16	17.5	4.6	6.8	5019121590	15
キャリアテープ幅 CARRIER TAPE WIDTH	C	(B)	(A)	オーダー番号 ORDER NO.	極数 Ckt
501912**90				MODEL NO.	

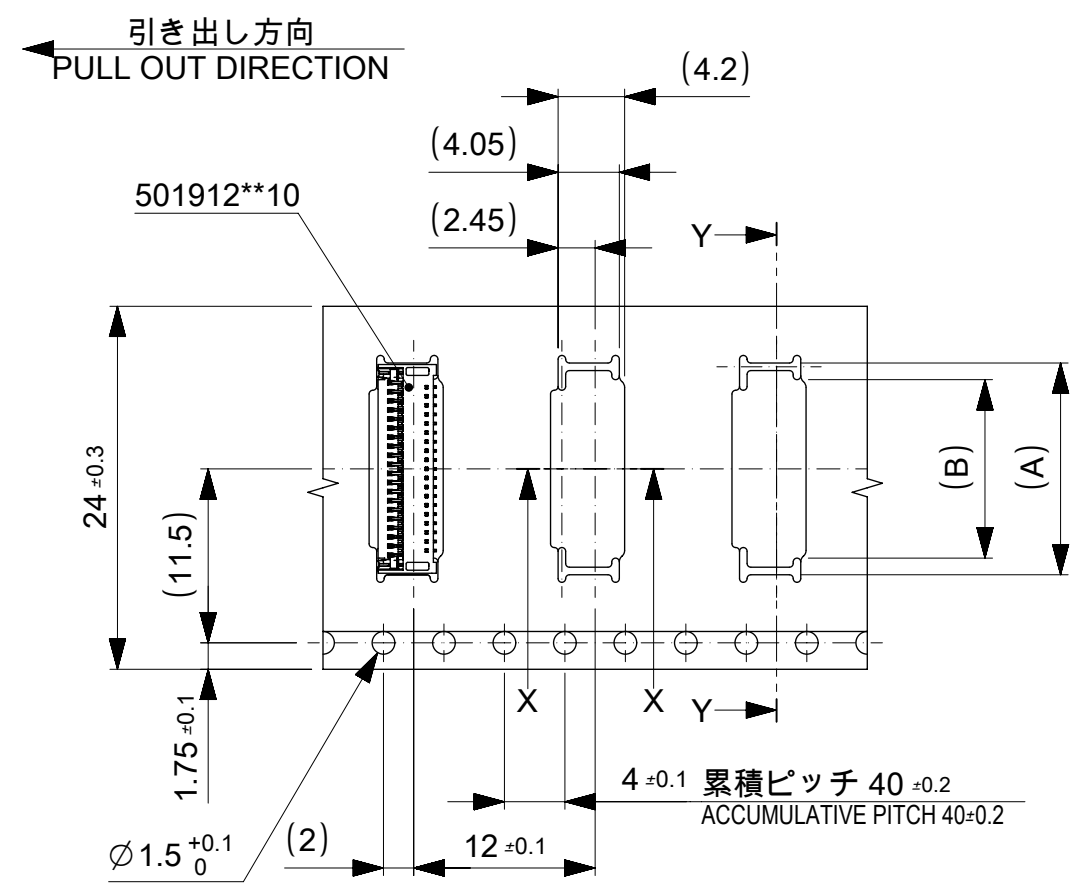
THIS DRAWING CONTAINS INFORMATION THAT IS PROPRIETARY TO MOLEX ELECTRONIC TECHNOLOGIES, LLC AND SHOULD NOT BE USED WITHOUT WRITTEN PERMISSION

EC NO: 101883 DRWN: SHIRATA CHK'D: HIJIMA APPR: YNOGAWA	2015/11/24 2016/01/05 2016/01/05	GENERAL TOLERANCES (UNLESS SPECIFIED) ANGULAR TOL ± 3.0 ° 4 PLACES ± 0.2 3 PLACES ± 0.2 2 PLACES ± 0.2 1 PLACE ± 0.2 0 PLACES ± 0.2	DIMENSION UNITS: MM SCALE: NTS	<p>EMBSTP PKG FOR 0.3 FPC CONN (HGT=1.8MM) GOLD PLATING</p> <p>PRODUCT CUSTOMER DRAWING</p>	
	DRWN BY: SHIRATA CHK'D BY: HIJIMA APPR BY: YNOGAWA	DATE: 2015/11/24 DATE: 2016/01/05 DATE: 2016/01/05	DRAFT WHERE APPLICABLE MUST REMAIN WITHIN DIMENSIONS		DRAWING SIZE: A3 THIRD ANGLE PROJECTION
	SERIES: 501912	MATERIAL NUMBER: SEE TABLE	CUSTOMER:		DOCUMENT NUMBER: 5019120000 DOC TYPE: PSD DOC PART: 000 SHEET NUMBER: 2 OF 4

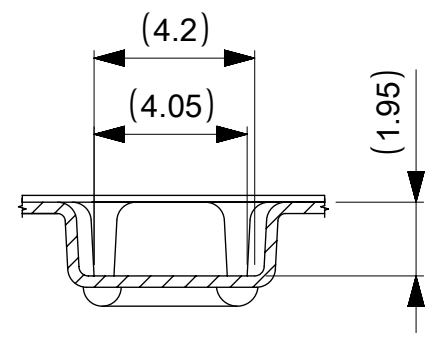




SECT. Y-Y



24mm幅キャリアテープ  
24mm WIDTH CARRIER TAPE

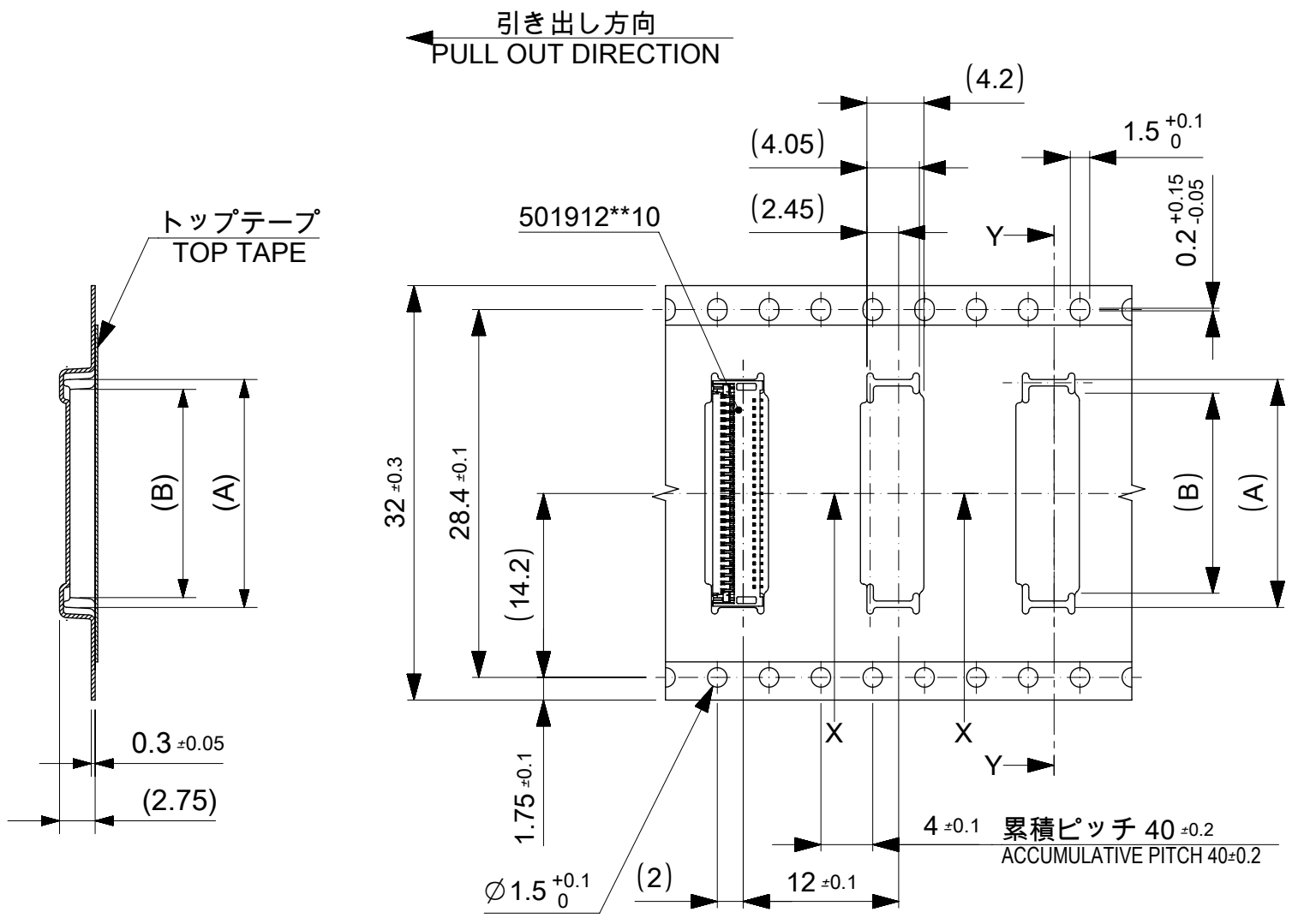


SECT. X-X

24	25.5	12.4	14.6	5019124190	41	
		11.8	14.0	5019123990	39	
		11.2	13.4	5019123790	37	
		10.6	12.8	5019123590	35	
		10.0	12.2	5019123390	33	
		8.2	10.4	5019122790	27	
		7.6	9.8	5019122590	25	
		7.0	9.2	5019122390	23	
		6.4	8.6	5019122190	21	
キャリアテープ幅 CARRIER TAPE WIDTH		C	(B)	(A)	オーダー番号 ORDER NO.	極数 Ckt
501912**90				MODEL NO.		

THIS DRAWING CONTAINS INFORMATION THAT IS PROPRIETARY TO MOLEX ELECTRONIC TECHNOLOGIES, LLC AND SHOULD NOT BE USED WITHOUT WRITTEN PERMISSION

EC NO: 101883 DRWN: SHIRATA CHK'D: HIJIMA APPR: YNOGAWA	2015/11/24	GENERAL TOLERANCES (UNLESS SPECIFIED)		DIMENSION UNITS	SCALE				
	2016/01/05	ANGULAR TOL ± 3.0 °		MM	NTS				
	2016/01/05	4 PLACES ± 0.2	DRWN BY	DATE			EMBSTP PKG FOR 0.3 FPC CONN (HGT=1.8MM) GOLD PLATING		
		3 PLACES ± 0.2	SHIRATA	2015/11/24					
		2 PLACES ± 0.2	CHK'D BY	DATE					
		1 PLACE ± 0.2	HIJIMA	2016/01/05			PRODUCT CUSTOMER DRAWING		
	0 PLACES ± 0.2	APPR BY	DATE						
		YNOGAWA	2016/01/05		SERIES	MATERIAL NUMBER	CUSTOMER		
			DRAWING SIZE		A3	501912	SEE TABLE		
			THIRD ANGLE PROJECTION						
			DRAFT WHERE APPLICABLE MUST REMAIN WITHIN DIMENSIONS						
						DOCUMENT NUMBER	DOC TYPE	DOC PART	SHEET NUMBER
						5019120000	PSD	000	3 OF 4



SECT. Y-Y

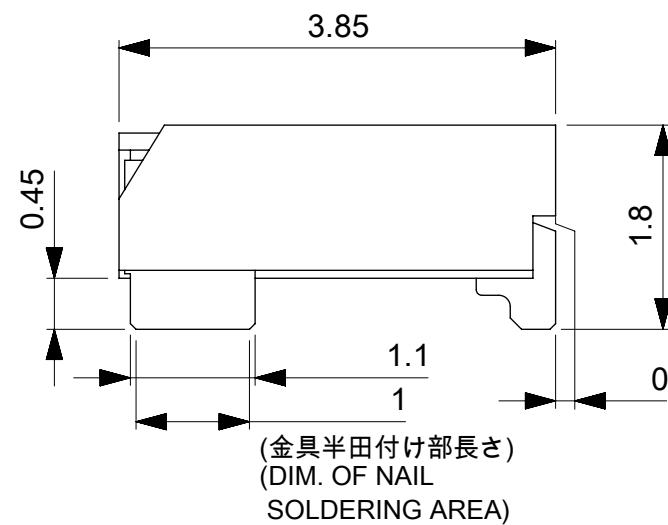
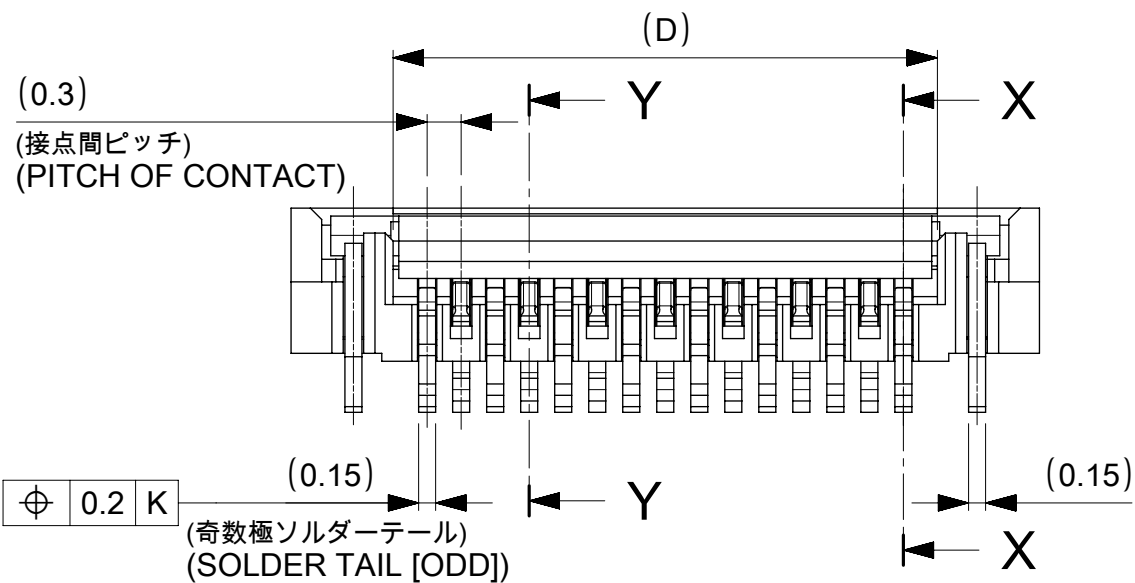
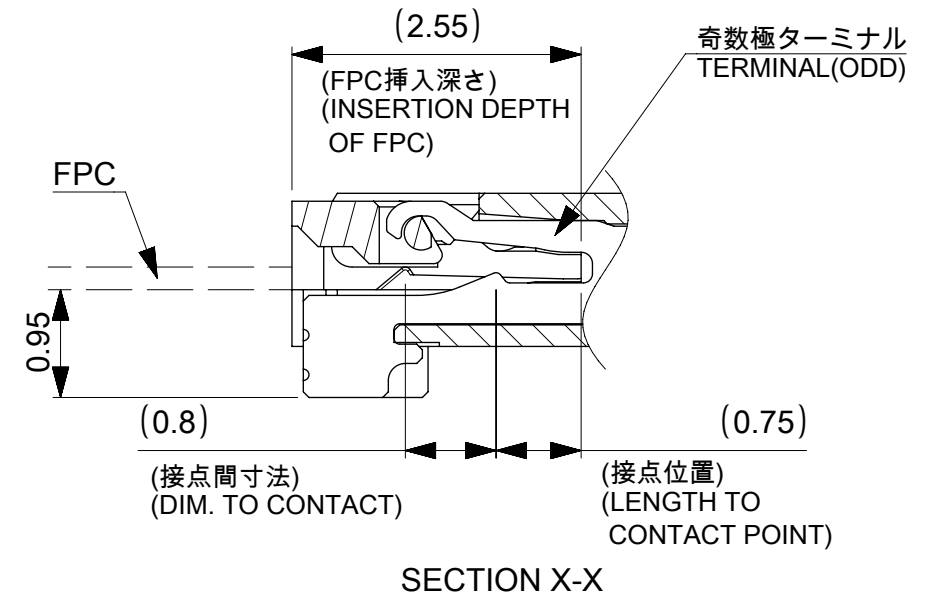
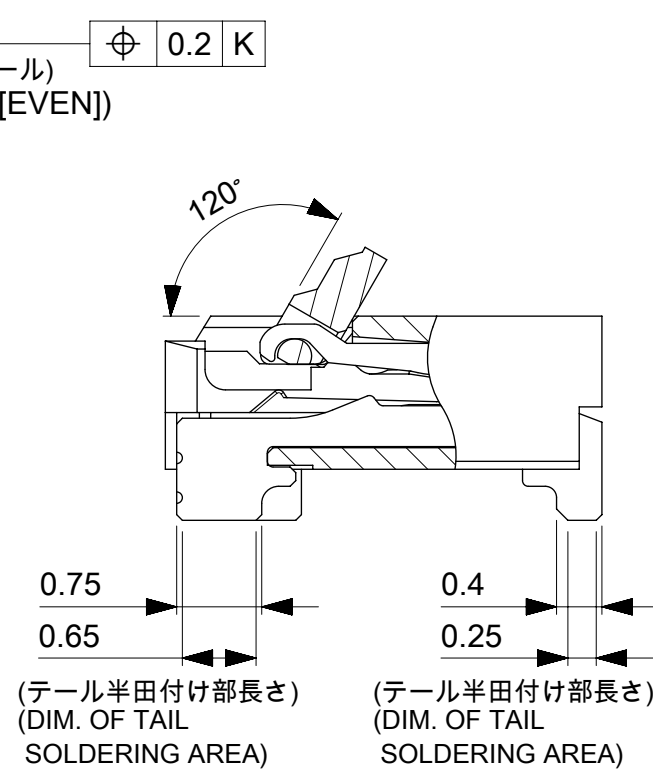
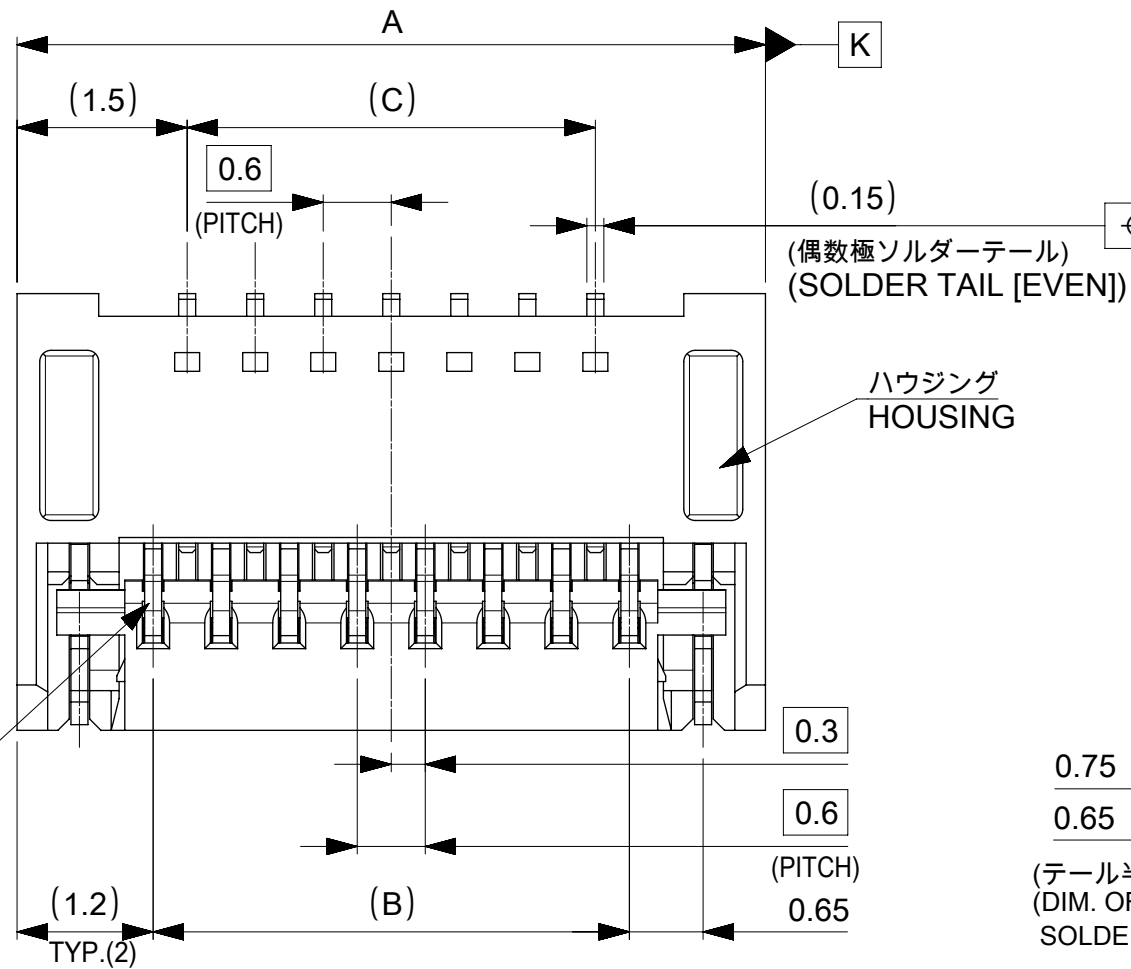
32mm幅キャリアテープ  
32mm WIDTH CARRIER TAPE

32	33.5	15.4	17.6	5019125190	51
		14.2	16.4	5019124790	47
		13.6	15.8	5019124590	45
キャリアテープ幅 CARRIER TAPE WIDTH	C	(B)	(A)	オーダー番号 ORDER NO.	極数 Ckt
501912**90				MODEL NO.	

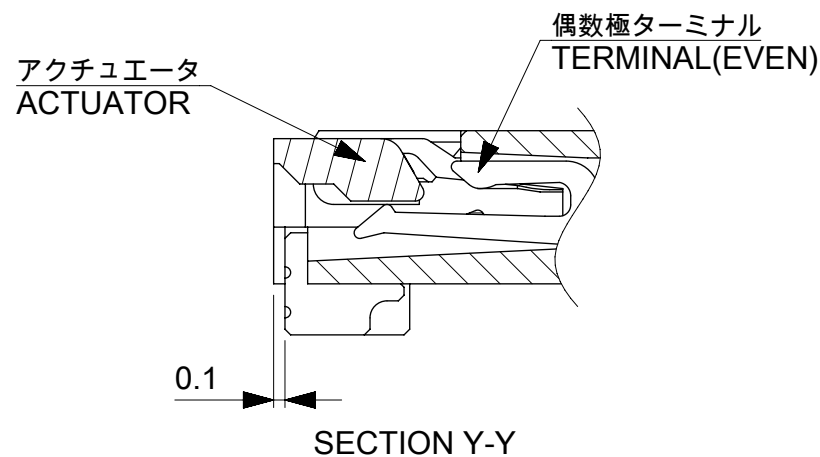
THIS DRAWING CONTAINS INFORMATION THAT IS PROPRIETARY TO MOLEX ELECTRONIC TECHNOLOGIES, LLC AND SHOULD NOT BE USED WITHOUT WRITTEN PERMISSION

EC NO: 101883 DRWN: SHIRATA CHK'D: HIJIMA APPR: YNOGAWA	2015/11/24 2016/01/05 2016/01/05	GENERAL TOLERANCES (UNLESS SPECIFIED) ANGULAR TOL ± 3.0 ° 4 PLACES ± 0.2 3 PLACES ± 0.2 2 PLACES ± 0.2 1 PLACE ± 0.2 0 PLACES ± 0.2	DIMENSION UNITS: MM SCALE: NTS	<p>EMBSTP PKG FOR 0.3 FPC CONN (HGT=1.8MM) GOLD PLATING</p> <p>PRODUCT CUSTOMER DRAWING</p>	
	DRWN BY: SHIRATA CHK'D BY: HIJIMA APPR BY: YNOGAWA	DATE: 2015/11/24 DATE: 2016/01/05 DATE: 2016/01/05	DRAFT WHERE APPLICABLE MUST REMAIN WITHIN DIMENSIONS		DRAWING SIZE: A3 THIRD ANGLE PROJECTION
	SERIES: 501912 MATERIAL NUMBER: SEE TABLE CUSTOMER:		DOCUMENT NUMBER: 5019120000 DOC TYPE: PSD DOC PART: 000 SHEET NUMBER: 4 OF 4		

回路番号1  
CIRCUIT No.1



15.6	14.4	15.0	17.4	5019125190	5019125110	51
14.4	13.2	13.8	16.2	5019124790	5019124710	47
13.8	12.6	13.2	15.6	5019124590	5019124510	45
12.6	11.4	12.0	14.4	5019124190	5019124110	41
12.0	10.8	11.4	13.8	5019123990	5019123910	39
11.4	10.2	10.8	13.2	5019123790	5019123710	37
10.8	9.6	10.2	12.6	5019123590	5019123510	35
10.2	9.0	9.6	12.0	5019123390	5019123310	33
8.4	7.2	7.8	10.2	5019122790	5019122710	27
7.8	6.6	7.2	9.6	5019122590	5019122510	25
7.2	6.0	6.6	9.0	5019122390	5019122310	23
6.6	5.4	6.0	8.4	5019122190	5019122110	21
4.8	3.6	4.2	6.6	5019121590	5019121510	15
D	C	B	A	EMBOSSED TAPE PKG		MATERIAL No. CIRCUIT
				ORDER No.		
MODEL No. 501912**10						



THIS DRAWING CONTAINS INFORMATION THAT IS PROPRIETARY TO MOLEX ELECTRONIC TECHNOLOGIES, LLC AND SHOULD NOT BE USED WITHOUT WRITTEN PERMISSION

EC NO: 101883 DRWN: SHIRATA CHK'D: HIJIMA APPR: YNOGAWA	2015/11/24	GENERAL TOLERANCES (UNLESS SPECIFIED)		DIMENSION UNITS	SCALE	
	2016/01/05	ANGULAR TOL ± 3.0 °		MM	15:1	
	2016/01/05	4 PLACES ± 0.2	DRWN BY	DATE		
		3 PLACES ± 0.2	SHIRATA	2015/11/24		
		2 PLACES ± 0.2	CHK'D BY	DATE		
	1 PLACE ± 0.2	HIJIMA	2016/01/05		PRODUCT CUSTOMER DRAWING	
	0 PLACES ± 0.2	APPR BY	DATE			
		YNOGAWA	2016/01/05			
		DRAFT WHERE APPLICABLE MUST REMAIN WITHIN DIMENSIONS	DRAWING SIZE	THIRD ANGLE PROJECTION		SERIES: 501912 MATERIAL NUMBER: SEE TABLE CUSTOMER:
			A3			DOCUMENT NUMBER: 5019121000 DOC TYPE: PSD DOC PART: 000 SHEET NUMBER: 1 OF 2

