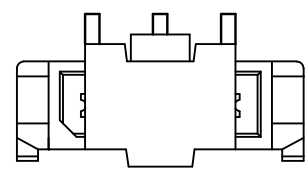
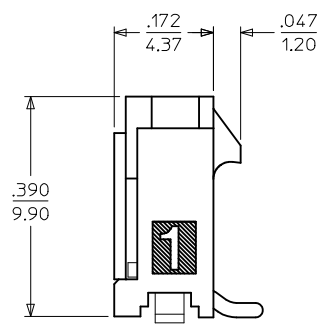
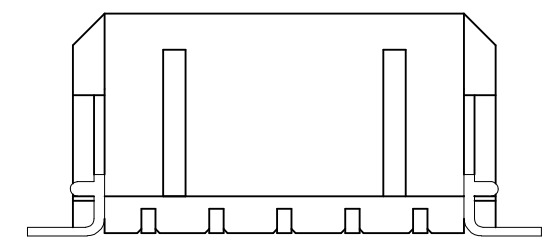
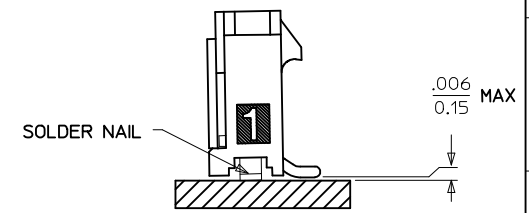


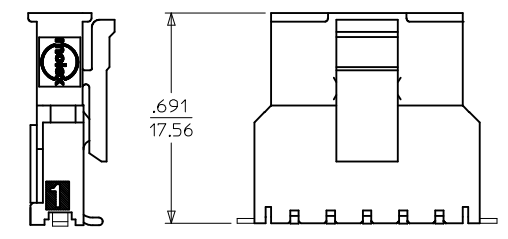
CKTS	A	B	C
2	.380 9.65	.118 3.00	.559 14.20
3	.498 12.65	.236 6.00	.677 17.20
4	.616 15.65	.354 9.00	.795 20.20
5	.734 18.65	.472 12.00	.913 23.20
6	.852 21.65	.591 15.00	1.031 26.20
7	.970 24.65	.709 18.00	1.150 29.20
8	1.089 27.65	.827 21.00	1.268 32.20
9	1.207 30.65	.945 24.00	1.386 35.20
10	1.325 33.65	1.063 27.00	1.504 38.20
11	1.443 36.65	1.181 30.00	1.622 41.20
12	1.561 39.65	1.299 33.00	1.740 44.20



SHOWN WITH DISPOSABLE CAP
(FOR REMOVAL FROM TAPE & REEL PACKAGING)
SEE NOTE #4



COPLANARITY DETAIL
SEE NOTE #6



MATED MICRO FIT CONNECTORS

CKTS	FINISH A		FINISH B		FINISH C	
	MATERIAL NO:	VOID CKTS	MATERIAL NO:	VOID CKTS	MATERIAL NO:	VOID CKTS
02	43650-0224		43650-0225		43650-0226	
03	43650-0324		43650-0325		43650-0326	
04	43650-0424		43650-0425		43650-0426	
05	43650-0524		43650-0525		43650-0526	
06	43650-0624		43650-0625		43650-0626	
07	43650-0724		43650-0725		43650-0726	
08	43650-0824		43650-0825		43650-0826	
09	43650-0924		43650-0925		43650-0926	
10	43650-1024		43650-1025		43650-1026	
11	43650-1124		43650-1125		43650-1126	
12	43650-1224		43650-1225		43650-1226	
03	43650-0350	2				
06	43650-0650	3,5				

NOTES:

- HOUSING MATERIAL: LIQUID CRYSTAL POLYMER, GLASS FILLED, UL94V-0, COLOR: BLACK
TERMINAL MATERIAL: BRASS ALLOY
- FINISH:
A = .000060/(0.00152) MIN. REFLOWED MATTE TIN OVER .000050/(0.00127) MIN. NICKEL PLATE (FINISH IS BRIGHT IN APPEARANCE, THICKNESS AS APPLIED PRIOR TO REFLOW)
B = .000015/(0.00038) MIN. SELECT GOLD IN CONTACT AREA .000100/(0.00254) MIN. SELECT MATTE TIN ON SOLDER TAILS BOTH OVER .000050/(0.00127) NICKEL OVERALL
C = .000030/(0.00076) MIN. SELECT GOLD IN CONTACT AREA .000100/(0.00254) MIN. SELECT MATTE TIN ON SOLDER TAILS BOTH OVER .000050/(0.00127) NICKEL OVERALL
- PRODUCT SPECIFICATION: PS-43650
- TAPE AND REEL PACKAGED : SEE MOLEX DRAWING PK-70873-07**
- MATES WITH MICRO FIT (3.0) RECEPTACLE SERIES 43645
- THE COPLANARITY DIMENSION IS ESTABLISHED BY PLACING THE ASSEMBLY ON A FLAT SURFACE. THE DISTANCE FROM THAT SURFACE TO THE BOTTOM OF ANY TERMINAL OR NAIL MUST NOT EXCEED .006/0.15
- PARTS CONFORM TO CLASS 'B' REQUIREMENTS OF COSMETIC SPECIFICATION PS-45499-002.

REVISE FINISH A EC NO: UCP2016-1703 DRAWN: JDOX CHKD: SSMUSEK APPR: FSMITH 2015/10/21 2015/10/21 2016/07/06	QUALITY SYMBOLS ∇=0 ∇=0 ∇=0	GENERAL TOLERANCES (UNLESS SPECIFIED)		DIMENSION STYLE IN/MM		SCALE ---	DESIGN UNITS METRIC	THIRD ANGLE PROJECTION		
		mm INCH		DRAWN BY DATE SAMIEC 2000/07/07		CHECKED BY DATE MUELLER 2000/07/07		TITLE MICRO-FIT (3.0) SINGLE ROW/VERTICAL SMT/NAILS/REEL		
		DRAFT WHERE APPLICABLE MUST REMAIN WITHIN DIMENSIONS		APPROVED BY DATE FSMITH 2010/12/03		MATERIAL NO. SEE CHART		DOCUMENT NO. SD-43650-009		SHEET NO. 1 OF 1

THIS DRAWING CONTAINS INFORMATION THAT IS PROPRIETARY TO MOLEX INCORPORATED AND SHOULD NOT BE USED WITHOUT WRITTEN PERMISSION