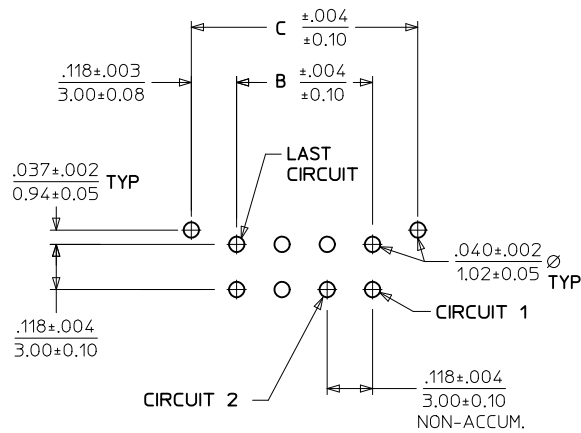
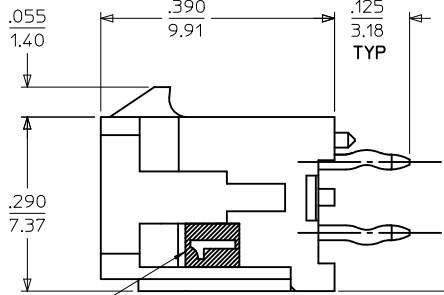
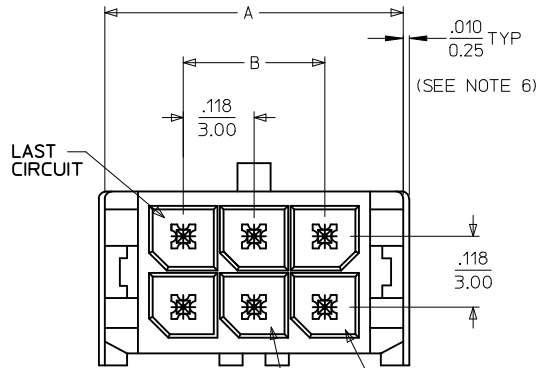


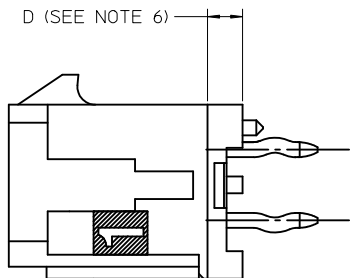
NOTE : (2) POLARIZATION PEGS ARE SHOWN, HOWEVER, ASSEMBLIES MAY BE MANUFACTURED WITH (1) PEG ONLY.



PCB LAYOUT: COMPONENT SIDE
RECOMMEND PCB THICKNESS: .062/1.57



CIRCUIT "1" IDENTIFIED ON THIS SURFACE (APPROX. LOCATION SHOWN FOR REF.)



CKTS	A	B	C
02	.262 6.65	NA	.236 6.00
04	.380 9.65	.118 3.00	.354 9.00
06	.498 12.65	.236 6.00	.472 12.00
08	.616 15.65	.354 9.00	.591 15.00
10	.734 18.65	.472 12.00	.709 18.00
12	.852 21.65	.591 15.00	.827 21.00
14	.970 24.65	.709 18.00	.945 24.00
16	1.088 27.65	.827 21.00	1.063 27.00
18	1.206 30.65	.945 24.00	1.181 30.00
20	1.325 33.65	1.063 27.00	1.299 33.00
22	1.443 36.65	1.181 30.00	1.417 36.00
24	1.561 39.65	1.299 33.00	1.535 39.00

NOTES:

- HOUSING MATERIAL: GLASS FILLED LIQUID CRYSTAL POLYMER, UL94V-0, COLOR: BLACK
TERMINAL MATERIAL: BRASS ALLOY
- FINISH: A = .000100/(0.00254) MIN. TIN OVER .000050/(0.00127) MIN. NICKEL PLATE.
B = .000015/(0.00038) MIN. SELECT GOLD IN CONTACT AREA, .000100/(0.00254) MIN. SELECT MATTE TIN ON SOLDER TAILS, BOTH OVER .000050/(0.00127) MIN. NICKEL PLATE.
C = .000030/(0.00076) MIN. SELECT GOLD IN CONTACT AREA, .000100/(0.00254) MIN. SELECT MATTE TIN ON SOLDER TAILS, BOTH OVER .000050/(0.00127) MIN. NICKEL PLATE.
- PRODUCT SPECIFICATION: PS-43045
- MATES WITH MICRO FIT (3.0) RECEPTACLE SERIES 43025
- TRAY PACKAGED: SEE MOLEX DRAWING PK-70873-0314
- CIRCUIT SIZES 2-6: "D" IS 0.265/6.74 FOR .010/0.25 STEP. CIRCUIT SIZES 8-24: "D" IS 0.063/1.60 FOR .010/0.25 STEP.
- THIS PART CONFORMS TO CLASS B REQUIREMENTS OF COSMETIC SPECIFICATION PS-45499-002.

	FINISH A	FINISH B	FINISH C
02	43045-0212	43045-0213	43045-0214
04	43045-0412	43045-0413	43045-0414
06	43045-0612	43045-0613	43045-0614
08	43045-0812	43045-0813	43045-0814
10	43045-1012	43045-1013	43045-1014
12	43045-1212	43045-1213	43045-1214
14	43045-1412	43045-1413	43045-1414
16	43045-1612	43045-1613	43045-1614
18	43045-1812	43045-1813	43045-1814
20	43045-2012	43045-2013	43045-2014
22	43045-2212	43045-2213	43045-2214
24	43045-2412	43045-2413	43045-2414

ADD "D" DIM EC NO: UCP2011-0508 DRWNG:RAMANI 2010/08/26 CHKD:SSOUSEK 2010/08/24 APPR:FSMLTH 2010/12/23	QUALITY SYMBOLS	GENERAL TOLERANCES (UNLESS SPECIFIED)	DIMENSION STYLE IN/MM	SCALE ---	DESIGN UNITS METRIC	THIRD ANGLE PROJECTION
	▽=0	4 PLACES ± ---	mm INCH	DRAWN BY SAMIEC	DATE 2000/03/15	TITLE MICRO FIT (3.0) DUAL ROW VERTICAL THRU HOLE HEADER ASS'Y
	▽=0	3 PLACES ± ---	±.010	CHECKED BY MUELLER	DATE 2000/03/15	MOLEX MOLEX INCORPORATED
	▽=0	2 PLACES ± 0.25	±.014	APPROVED BY EDGLEY	DATE 2000/03/15	DOCUMENT NO. SD-43045-005
		1 PLACE ± 0.36	± ---	MATERIAL NO. SEE CHART		SHEET NO. 1 OF 1
		ANGULAR ±1/2°		THIS DRAWING CONTAINS INFORMATION THAT IS PROPRIETARY TO MOLEX INCORPORATED AND SHOULD NOT BE USED WITHOUT WRITTEN PERMISSION		
		DRAFT WHERE APPLICABLE MUST REMAIN WITHIN DIMENSIONS				