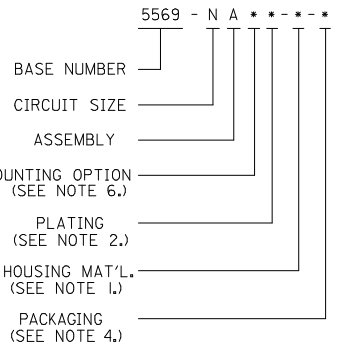
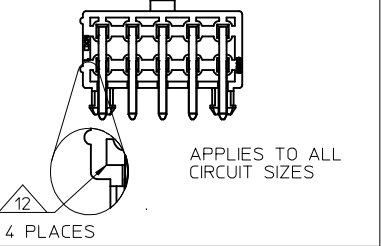
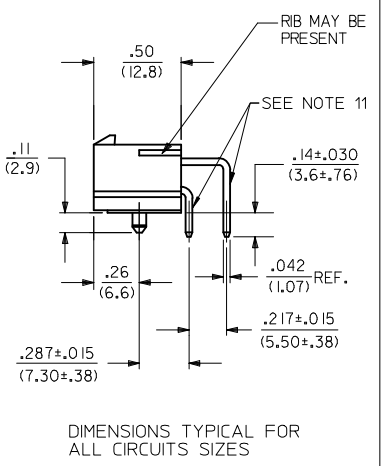


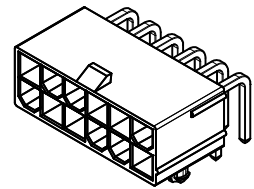
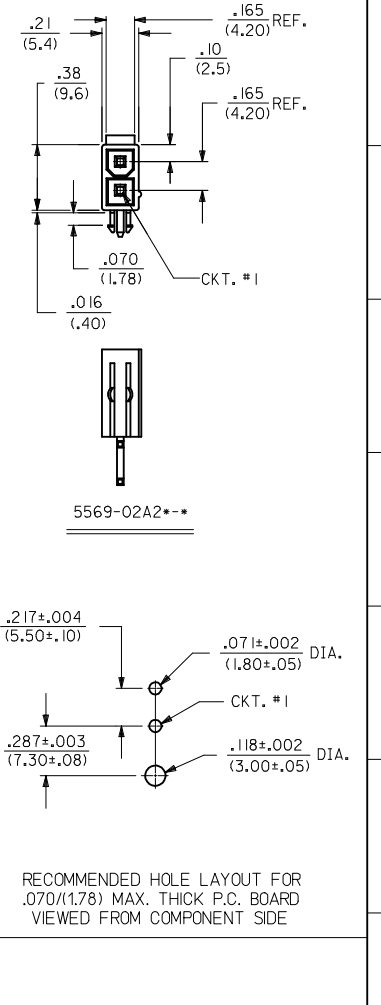
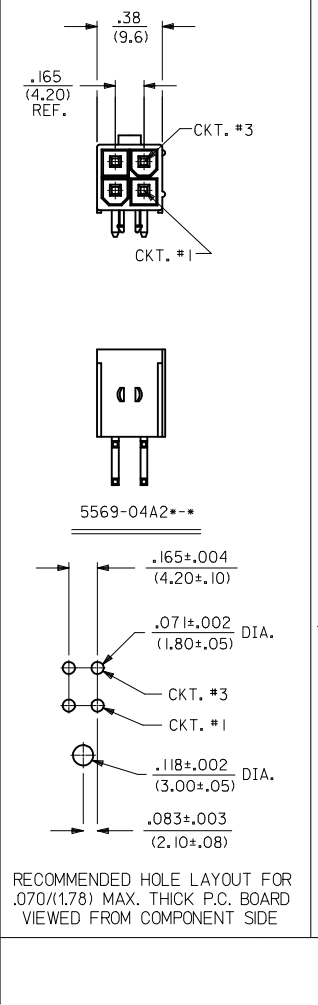
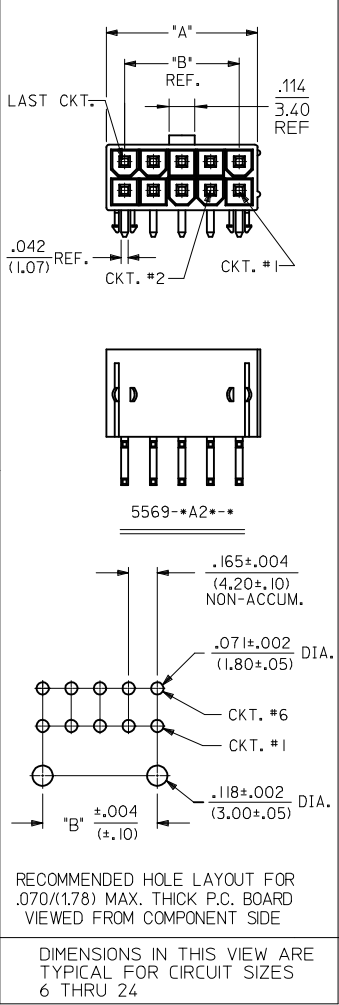
LEGEND:



CIRCUIT SIZE	DIM. "A"	DIM. "B"
6	.54 (13.8)	.33 (8.4)
8	.71 (18.0)	.50 (12.6)
10	.87 (22.2)	.66 (16.8)
12	1.04 (26.4)	.83 (21.0)
14	1.20 (30.6)	.99 (25.2)
16	1.37 (34.8)	1.16 (29.4)
18	1.54 (39.0)	1.32 (33.6)
20	1.70 (43.2)	1.49 (37.8)
22	1.87 (47.4)	1.65 (42.0)
24	2.03 (51.6)	1.82 (46.2)



- NOTES:**
- MATERIAL:**
HOUSING:
"BLANK" = NYLON (PA66), LOW HALOGEN, UNFILLED, UL94V-2, COLOR: NATURAL
"BL" = NYLON (PA66), LOW HALOGEN, UNFILLED, UL94V-2, COLOR: BLACK
"210" = NYLON (PA66), LOW HALOGEN, UNFILLED, UL94V-0, COLOR: NATURAL
"400" = NYLON (PA66), LOW HALOGEN, UNFILLED, UL94V-0, COLOR: BLACK
TERMINAL:
BRASS ALLOY
 - FINISH (PLATING):**
G, GS = .000030/(0.00076) MIN. SELECT GOLD OVER .000100/(0.00254) MIN. SELECT MATTE TIN OVER .000050/(0.00127) MIN. NICKEL OVERALL
GS2 = .000015/(0.00038) MIN. SELECT GOLD OVER .000100/(0.00254) MIN. SELECT MATTE TIN OVER .000050/(0.00127) MIN. NICKEL OVERALL
GS3 = .000050/(0.00127) MIN. SELECT GOLD OVER .000100/(0.00254) MIN. SELECT MATTE TIN OVER .000050/(0.00127) MIN. NICKEL OVERALL
BLANK, S, MS = .000100/(0.00254) MIN. MATTE TIN OVER .000050/(0.00127) MIN. NICKEL OVERALL
RM = .000060/(0.00152) MIN. REFLOWED MATTE TIN OVER .000050/(0.00127) MIN. NICKEL OVERALL
 - PRODUCT SPECIFICATION:** PS-5556-001
 - PACKAGING:**
"BLANK" = BULK PACKED PER PK-5569-002 (NOT RECOMMENDED)
"T" = TRAY PACKED PER PK-5569-003 (RECOMMENDED FOR NEW APPLICATIONS)
 - PART MATES WITH MINI-FIT JR. RECEPTACLE SERIES 5557.**
 - MOUNTING OPTIONS:**
1 = SCREW MOUNT (SEE SD-5569-NA* SERIES DRAWING)
2 = PEG MOUNT
 - DISCOLORATION IN THE BANDOLIER CARRIER AREA OF THE PIN IS INHERENT TO THE PLATING PROCESS AND IS DUE TO THE MASKING EFFECT OF THE CARRIER. THIS DISCOLORATION IS IN A NON-FUNCTIONAL AREA OF THE PIN AND WILL NOT AFFECT THE PERFORMANCE OF THE HEADER ASSEMBLY.**
 - PART CONFORMS TO CLASS "B" REQUIREMENTS OF COSMETIC SPECIFICATION PS-45499-002.**
 - CONNECTORS ARE NOT TO BE MATED AND UNMATED WHILE CIRCUITS ARE LIVE.**
 - PARTS ARE NOT DESIGNED FOR CURRENT SHARING.**
 - FORMING MARKS ON PINS ARE ACCEPTABLE.**
 - CORNER CORE-OUTS ARE OPTIONAL AND MAY OR MAY NOT BE PRESENT.**



2-4	GENERAL DOCS.	M7
1	MEIO	M9
SHT.	SOFTWARE	REV.

CORRECT 3.40 DIM. EC NO: UCP2015-4546 DRAWING: 2015/04/30 CHKD: J.BELL 2015/04/30 APPR: FSM:TH 2015/05/06	QUALITY SYMBOLS	GENERAL TOLERANCES (UNLESS SPECIFIED)
	▽=0 ▽=0 ▽=0	mm INCH
REV: M9	DESCRIPTION	4 PLACES ± --- ± --- 3 PLACES ± --- ± .010 2 PLACES ± .25 ± .015 1 PLACE ± .38 ± --- 0 PLACE ± ±

ANGULAR ±1/2°	MATERIAL NO.	DOCUMENT NO.	SHEET NO.
DRAFT WHERE APPLICABLE MUST REMAIN WITHIN DIMENSIONS	SEE CHART	SDA-5569-NA2*-*	1 OF 1
THIS DRAWING CONTAINS INFORMATION THAT IS PROPRIETARY TO MOLEX INCORPORATED AND SHOULD NOT BE USED WITHOUT WRITTEN PERMISSION			

SCALE 4:1	DESIGN UNITS METRIC	THIRD ANGLE PROJECTION
DRAWN BY R.J.F.	DATE 1988/02/16	TITLE
CHECKED BY GT	DATE 1988/02/16	MINI-FIT JR RIGHT ANGLE HEADER ASSEMBLIES WITH MOUNTING PEGS
APPROVED BY FSM:TH	DATE 2010/12/06	molex

2015/04/30	2015/04/30	2015/05/06
2015/04/30	2015/04/30	2015/05/06
2015/04/30	2015/04/30	2015/05/06

TRAY PACKAGED PER PK-5569-003

PART NUMBER	ENG. NUMBER	CKT. SIZE	PLATING (NOTE 2)	HSG MATL	PART NUMBER	ENG. NUMBER	CKT. SIZE	PLATING (NOTE 2)	HSG MATL
26-01-3127	5569-02A2GS2-210-T	2	15 μ" SELECT GOLD SEE NOTE 2 OPTION "GS2"	94V-0	46999-0538	5569-02A2GS2-400-T	2	15 μ" SELECT GOLD SEE NOTE 2 OPTION "GS2"	BLACK 94V-0
26-01-3128	5569-04A2GS2-210-T	4			46999-0539	5569-04A2GS2-400-T	4		
NOT TOOLED	5569-06A2GS2-210-T	6			46999-0540	5569-06A2GS2-400-T	6		
NOT TOOLED	5569-08A2GS2-210-T	8			46999-0541	5569-08A2GS2-400-T	8		
NOT TOOLED	5569-10A2GS2-210-T	10			46999-0542	5569-10A2GS2-400-T	10		
NOT TOOLED	5569-12A2GS2-210-T	12			46999-0543	5569-12A2GS2-400-T	12		
NOT TOOLED	5569-14A2GS2-210-T	14			46999-0544	5569-14A2GS2-400-T	14		
NOT TOOLED	5569-16A2GS2-210-T	16			46999-0545	5569-16A2GS2-400-T	16		
NOT TOOLED	5569-18A2GS2-210-T	18			46999-0546	5569-18A2GS2-400-T	18		
NOT TOOLED	5569-20A2GS2-210-T	20			46999-0547	5569-20A2GS2-400-T	20		
NOT TOOLED	5569-22A2GS2-210-T	22			46999-0548	5569-22A2GS2-400-T	22		
NOT TOOLED	5569-24A2GS2-210-T	24			46999-0549	5569-24A2GS2-400-T	24		
26-01-3141	5569-02A2GS3-T	2			50 μ" SELECT GOLD SEE NOTE 2 OPTION "GS3"	94V-2			
26-01-3142	5569-04A2GS3-T	4					4		
26-01-3143	5569-06A2GS3-T	6					6		
26-01-3144	5569-08A2GS3-T	8					8		
NOT TOOLED	5569-10A2GS3-T	10					10		
NOT TOOLED	5569-12A2GS3-T	12					12		
NOT TOOLED	5569-14A2GS3-T	14					14		
26-01-3148	5569-16A2GS3-T	16					16		
NOT TOOLED	5569-18A2GS3-T	18					18		
NOT TOOLED	5569-20A2GS3-T	20					20		
NOT TOOLED	5569-22A2GS3-T	22					22		
NOT TOOLED	5569-24A2GS3-T	24			24				
46999-0001	5569-02A2S-BL-T	2	MATTE TIN OVER NICKEL SEE NOTE 2 OPTION "S"	BLACK 94V-2			2		
46999-0002	5569-04A2S-BL-T	4					4		
46999-0003	5569-06A2S-BL-T	6					6		
46999-0004	5569-08A2S-BL-T	8					8		
46999-0005	5569-10A2S-BL-T	10					10		
46999-0006	5569-12A2S-BL-T	12					12		
46999-0007	5569-14A2S-BL-T	14					14		
46999-0008	5569-16A2S-BL-T	16					16		
46999-0009	5569-18A2S-BL-T	18					18		
46999-0010	5569-20A2S-BL-T	20					20		
46999-0011	5569-22A2S-BL-T	22					22		
46999-0012	5569-24A2S-BL-T	24					24		
46999-0013	5569-02A2S-400-T	2	MATTE TIN OVER NICKEL SEE NOTE 2 OPTION "S"	BLACK 94V-0	46999-0515	5569-02A2G-400-T	2	30 μ" SELECT GOLD SEE NOTE 2 OPTION "G"	BLACK 94V-0
46999-0014	5569-04A2S-400-T	4			46999-0516	5569-04A2G-400-T	4		
46999-0015	5569-06A2S-400-T	6			46999-0517	5569-06A2G-400-T	6		
46999-0016	5569-08A2S-400-T	8			46999-0518	5569-08A2G-400-T	8		
46999-0017	5569-10A2S-400-T	10			46999-0519	5569-10A2G-400-T	10		
46999-0018	5569-12A2S-400-T	12			46999-0520	5569-12A2G-400-T	12		
46999-0019	5569-14A2S-400-T	14			46999-0521	5569-14A2G-400-T	14		
46999-0020	5569-16A2S-400-T	16			46999-0522	5569-16A2G-400-T	16		
46999-0021	5569-18A2S-400-T	18			46999-0523	5569-18A2G-400-T	18		
46999-0022	5569-20A2S-400-T	20			46999-0524	5569-20A2G-400-T	20		
46999-0023	5569-22A2S-400-T	22			46999-0525	5569-22A2G-400-T	22		
46999-0024	5569-24A2S-400-T	24			46999-0526	5569-24A2G-400-T	24		

REVISION: M7	ECR/ECN INFORMATION: EC No: UCP2018-0918 DATE: 2014/08/29	TITLE: MINI-FIT JR.® RIGHT ANGLE HEADER ASSEMBLIES WITH MOUNTING PEGS	SHEET No. - 3 -
---------------------	--	--	------------------------

DOCUMENT NUMBER: SDA-5569-NA2*-*	Drawn By: JDFOX	Checked By: JBELL	Approved By: FSMITH
---	------------------------	--------------------------	----------------------------

TRAY PACKAGED PER PK-5569-003

PART NUMBER	ENG. NUMBER	CKT. SIZE	PLATING (NOTE 2)	HSG MAT'L	PART NUMBER	ENG. NUMBER	CKT. SIZE	PLATING (NOTE 2)	HSG MAT'L
50-36-1757	5569-02A2S-T	2	MATTE TIN OVER NICKEL SEE NOTE 2 OPTION "S"	94V-2	50-36-1758	5569-02A2S-210-T	2	MATTE TIN OVER NICKEL SEE NOTE 2 OPTION "S"	94V-0
50-36-1767	5569-04A2S-T	4			50-36-1768	5569-04A2S-210-T	4		
50-36-1777	5569-06A2S-T	6			50-36-1778	5569-06A2S-210-T	6		
50-36-1787	5569-08A2S-T	8			50-36-1788	5569-08A2S-210-T	8		
50-36-1797	5569-10A2S-T	10			50-36-1798	5569-10A2S-210-T	10		
50-36-1807	5569-12A2S-T	12			50-36-1808	5569-12A2S-210-T	12		
50-36-1817	5569-14A2S-T	14			50-36-1818	5569-14A2S-210-T	14		
50-36-1827	5569-16A2S-T	16			50-36-1828	5569-16A2S-210-T	16		
50-36-1837	5569-18A2S-T	18			50-36-1838	5569-18A2S-210-T	18		
50-36-1847	5569-20A2S-T	20			50-36-1848	5569-20A2S-210-T	20		
50-36-1857	5569-22A2S-T	22			50-36-1858	5569-22A2S-210-T	22		
50-36-1867	5569-24A2S-T	24			50-36-1868	5569-24A2S-210-T	24		

50-36-1755	5569-02A2GS-T	2	30 μ" SELECT GOLD SEE NOTE 2 OPTION "GS"	94V-2	50-36-1756	5569-02A2GS-210-T	2	30 μ" SELECT GOLD SEE NOTE 2 OPTION "GS"	94V-0
50-36-1765	5569-04A2GS-T	4			50-36-1766	5569-04A2GS-210-T	4		
50-36-1775	5569-06A2GS-T	6			50-36-1776	5569-06A2GS-210-T	6		
50-36-1785	5569-08A2GS-T	8			50-36-1786	5569-08A2GS-210-T	8		
50-36-1795	5569-10A2GS-T	10			50-36-1796	5569-10A2GS-210-T	10		
50-36-1805	5569-12A2GS-T	12			50-36-1806	5569-12A2GS-210-T	12		
50-36-1815	5569-14A2GS-T	14			50-36-1816	5569-14A2GS-210-T	14		
50-36-1825	5569-16A2GS-T	16			50-36-1826	5569-16A2GS-210-T	16		
50-36-1835	5569-18A2GS-T	18			50-36-1836	5569-18A2GS-210-T	18		
50-36-1845	5569-20A2GS-T	20			50-36-1846	5569-20A2GS-210-T	20		
39-30-1221	5569-22A2GS-T	22			50-36-1856	5569-22A2GS-210-T	22		
50-36-1865	5569-24A2GS-T	24			50-36-1866	5569-24A2GS-210-T	24		

26-01-3177	5569-02AGS3-210-T	2	50 μ" SELECT GOLD SEE NOTE 2 OPTION "GS3"	94V-0	26-01-3101	5569-02A2GS-BL-T	2	30 μ" SELECT GOLD SEE NOTE 2 OPTION "GS"	BLACK 94V-2
26-01-3178	5569-04AGS3-210-T	4			NOT TOOLED	5569-04A2GS-BL-T	4		
		6			NOT TOOLED	5569-06A2GS-BL-T	6		
		8			NOT TOOLED	5569-08A2GS-BL-T	8		
26-01-3094	5569-10AGS3-210-T	10			NOT TOOLED	5569-10A2GS-BL-T	10		
		12			NOT TOOLED	5569-12A2GS-BL-T	12		
		14			NOT TOOLED	5569-14A2GS-BL-T	14		
		16			26-01-3108	5569-16A2GS-BL-T	16		
		18			NOT TOOLED	5569-18A2GS-BL-T	18		
		20			NOT TOOLED	5569-20A2GS-BL-T	20		
		22			NOT TOOLED	5569-22A2GS-BL-T	22		
		24			NOT TOOLED	5569-24A2GS-BL-T	24		

26-01-3114	5569-02A2GS2-T	2	15 μ" SELECT GOLD SEE NOTE 2 OPTION "GS2"	94V-2						
26-01-3115	5569-04A2GS2-T	4								
26-01-3116	5569-06A2GS2-T	6								
NOT TOOLED	5569-08A2GS2-T	8								
NOT TOOLED	5569-10A2GS2-T	10								
26-01-3119	5569-12A2GS2-T	12								
NOT TOOLED	5569-14A2GS2-T	14								
NOT TOOLED	5569-16A2GS2-T	16								
NOT TOOLED	5569-18A2GS2-T	18								
NOT TOOLED	5569-20A2GS2-T	20								
NOT TOOLED	5569-22A2GS2-T	22								
26-01-3126	5569-24A2GS2-T	24								

REVISION: M7	ECR/ECN INFORMATION: EC No: UCP2018-0918 DATE: 2014/08/29	TITLE: MINI-FIT JR.® RIGHT ANGLE HEADER ASSEMBLIES WITH MOUNTING PEGS	SHEET No. - 4 -
---------------------	--	--	------------------------

DOCUMENT NUMBER: SDA-5569-NA2*-*	Drawn By: JDFOX	Checked By: JBELL	Approved By: FSMITH
---	------------------------	--------------------------	----------------------------