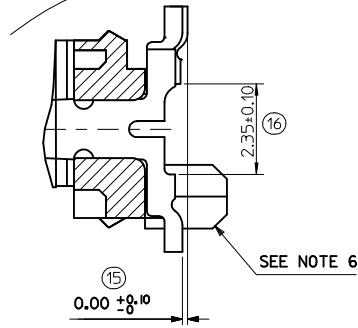
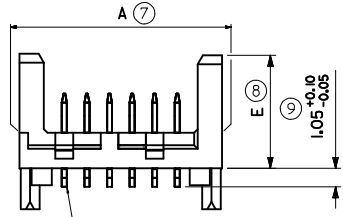


SECTION Y-Y

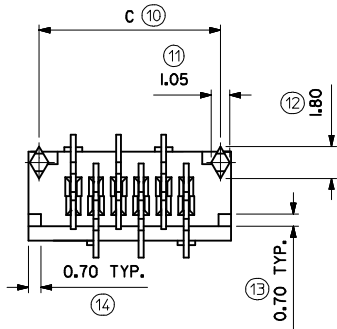


SEE NOTE 4

(SCALE 10:1)



CIRCUIT No.1



NOTES:

- 1) MATERIAL: HOUSING: NYLON (PA) GLASS FILLED, UL94 V-0, NATURAL (BEIGE)  
TERMINAL - CARTRIDGE BRASS 0.28 REF THICK
- 2) PLATING:  
TIN: TIN (Sn) 3-5 MICROMETRE OVER 1.27 MICROMETRE MIN NICKEL(Ni).  
PALLADIUM NICKEL (PdNi): 0.6 MICROMETRE SELECTIVE PdNi WITH 0.05 MICROMETRE GOLD FLASH  
IN CONTACT AREA AND 3-5 MICROMETRE SELECTIVE TIN IN SOLDER TAIL AREA  
OVER 1.27 MICROMETRE NICKEL(Ni) UNDERCOAT.
- 3) MATES WITH MOLEX 90327 PART SERIES.
- 4) ALL SMT TAILS TO LIE WITHIN A COPLANARITY BAND OF  
0.0 - 0.10 REF. FROM EACH OTHER.
- 5) FOR TAPE AND REEL PACKAGING SEE SDA-90814-9001  
FOR TUBE PACKAGING SEE PK-90814-001
- 6) PCB PEGS ARE OPTIONAL.
- 7) PCB LAYOUT SHOWN ON SHEET 2.
- 8) PRODUCT SPECIFICATION: PS-99020-0011
- 9) FOR RECOMMENDED REFLOW PROFILES, REFER TO PS-99020-0011 APPENDIX B

INSPECTION NUMBERS USED ON SHEET 1: 1-50  
LAST INSPECTION NUMBER: 16

90814 - \*\*  
CIRCUIT SIZE

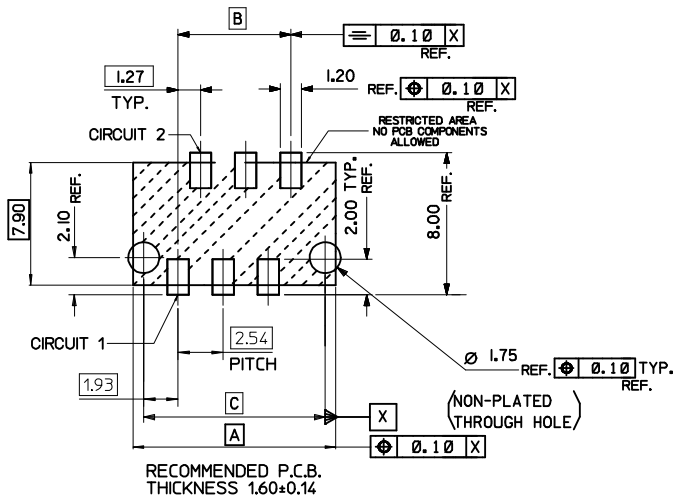
	PCB PEGS	TUBE PACKED	TAPE & REEL PACKED	POLARIZING PEG HEIGHT DIMN. E	
0	YES	YES	NO	6.40	STANDARD
2	YES	NO	YES	6.40	PROFILE
3	NO	YES	NO	6.40	REFLOW
5	NO	NO	YES	6.40	NOTE 9
6	NO	YES	NO	4.10	LOW
7	NO	NO	YES	4.10	PROFILE
8	YES	YES	NO	4.10	REFLOW
9	YES	NO	YES	4.10	NOTE 9

0= 3-5 MICROMETRE TIN VERSION

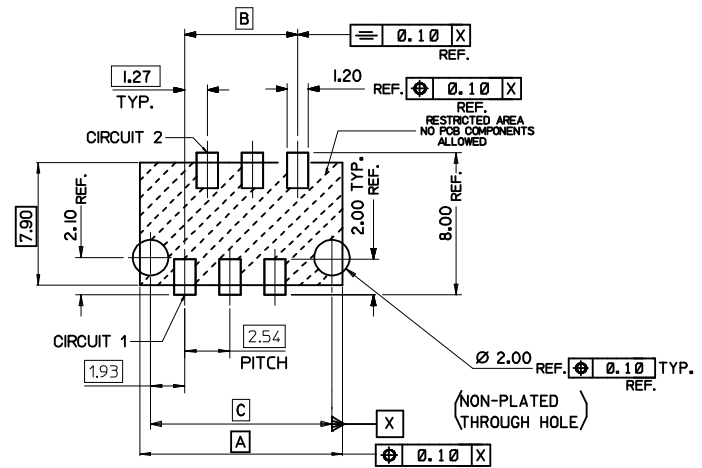
3= 0.6 MICROMETRE PALLADIUM NICKEL VERSION

90814-**-26	26	36.80	31.75	35.60	14	YES
90814-**-24	24	34.26	29.21	33.06	15	YES
90814-**-22	22	31.72	26.67	30.52	16	YES
90814-**-20	20	29.18	24.13	27.98	18	YES
90814-**-18	18	26.64	21.59	25.44	20	YES
90814-**-16	16	24.10	19.05	22.90	22	YES
90814-**-14	14	21.56	16.51	20.36	25	YES
90814-**-12	12	19.02	13.97	17.82	28	YES
90814-**-10	10	16.48	11.43	15.28	32	YES
90814-**-08	8	13.94	8.89	12.74	38	YES
90814-**-06	6	11.40	6.35	10.20	46	YES
90814-**-04	4	8.86	3.81	7.66	60	YES
PART NO.	NUMBER OF CKTS	DIMN. A	DIMN. B	DIMN. C	QUANTITY OF PARTS PER TUBE (-0**/-*3**/-*6** & -*8** VERSIONS)	TOOLED

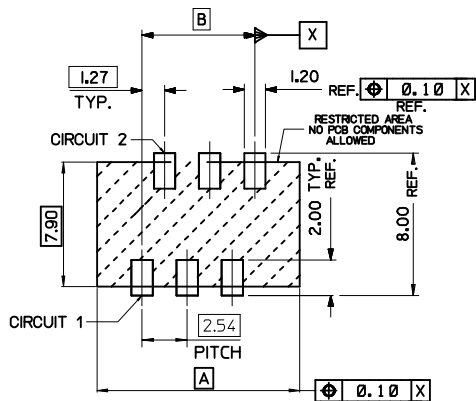
<b>ADDED REFLOW NOTES</b> EC NO: IFC2015-1233 DRAWN: BRYNES 2015/01/08 CHKO: APPR: SGR/FFIN 2015/01/14 Z	QUALITY SYMBOLS ▽=0 ▽=0	GENERAL TOLERANCES (UNLESS SPECIFIED)		DIMENSION STYLE <b>MM ONLY</b>		SCALE <b>5:1</b>	DESIGN UNITS <b>METRIC</b>	THIRD ANGLE PROJECTION	
		4 PLACES ± --- ± --- 3 PLACES ± --- ± --- 2 PLACES ± 0.10 ± --- 1 PLACE ± --- ± ---	mm INCH --- --- --- --- --- --- --- ---	DRAWN BY DMCNAMAR	DATE 2001/08/16	TITLE <b>PICOFLEX SMT HEADER</b>			
		ANGULAR ±1/2°		CHECKED BY PCURTIN	DATE 2001/08/16	MOLEX INCORPORATED			
		DRAFT WHERE APPLICABLE MUST REMAIN WITHIN DIMENSIONS		APPROVED BY EFOLAN	DATE 2010/11/04	MATERIAL NO. <b>SEE CHART</b>		DOCUMENT NO. <b>SDA-90814</b>	



RECOMMENDED P.C.B. THICKNESS 1.60±0.14  
**PCB LAYOUT FOR TRANSITION FIT WITH PCB PEGS**  
 HEADER VERSIONS 90814-0\*\*/-\*2\*\*/-\*8\*\*/-\*9\*\*,  
 VIEWED FROM COMPONENT SIDE



RECOMMENDED P.C.B. THICKNESS 1.60±0.14  
**PCB LAYOUT FOR CLEARANCE FIT WITH PCB PEGS**  
 HEADER VERSIONS 90814-0\*\*/-\*2\*\*/-\*8\*\*/-\*9\*\*,  
 VIEWED FROM COMPONENT SIDE



**PCB LAYOUT FOR HEADERS WITHOUT PCB PEGS**  
 HEADER VERSIONS 90814-3\*\*/-\*5\*\*/-\*6\*\*/-\*7\*\*,  
 VIEWED FROM COMPONENT SIDE

90814-0026	26	36.80	31.75	35.60
90814-0024	24	34.26	29.21	33.06
90814-0022	22	31.72	26.67	30.52
90814-0020	20	29.18	24.13	27.98
90814-0018	18	26.64	21.59	25.44
90814-0016	16	24.10	19.05	22.90
90814-0014	14	21.56	16.51	20.36
90814-0012	12	19.02	13.97	17.82
90814-0010	10	16.48	11.43	15.28
90814-0008	8	13.94	8.89	12.74
90814-0006	6	11.40	6.35	10.20
90814-0004	4	8.86	3.81	7.66
PART NO.	NUMBER OF CKTS	DIMN. A	DIMN. B	DIMN. C

CORRECTED P.C.B. DIMS EC NO: IFC2013-0901 DRAWN: BRYNES 2012/12/13 CHKD: BMAHER 2013/01/22 APPR: STGRiffin 2013/01/23	QUALITY SYMBOLS ▽=0 ▽=0	GENERAL TOLERANCES (UNLESS SPECIFIED)	DIMENSION STYLE MM ONLY	SCALE 5:1	DESIGN UNITS METRIC	THIRD ANGLE PROJECTION
	DESCRIPTION	4 PLACES ± --- ± --- 3 PLACES ± --- ± --- 2 PLACES ± 0.10 ± --- 1 PLACE ± 0.2 ± --- ANGULAR ± 1/2°	DRAWN BY DMCNAMAR CHECKED BY BMAGUIRE APPROVED BY EFOLAN	DATE 2001/08/23 DATE 2001/08/23 DATE 2010/11/04	TITLE PICOFLEX SMT HEADER	MATERIAL NO. SEE CHART
	DRAFT WHERE APPLICABLE MUST REMAIN WITHIN DIMENSIONS		SIZE A2	MOLEX INCORPORATED		DOCUMENT NO. SDA-90814
			THIS DRAWING CONTAINS INFORMATION THAT IS PROPRIETARY TO MOLEX INCORPORATED AND SHOULD NOT BE USED WITHOUT WRITTEN PERMISSION		SHEET NO. 2 OF 2	