



10 9 8 7 6 5 4 3 2 1

F

E

D

C

B

A

F

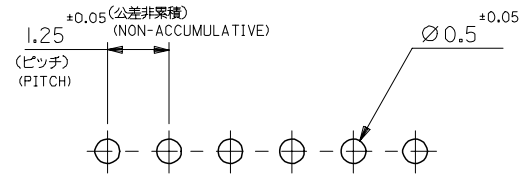
E

D

C

B

A

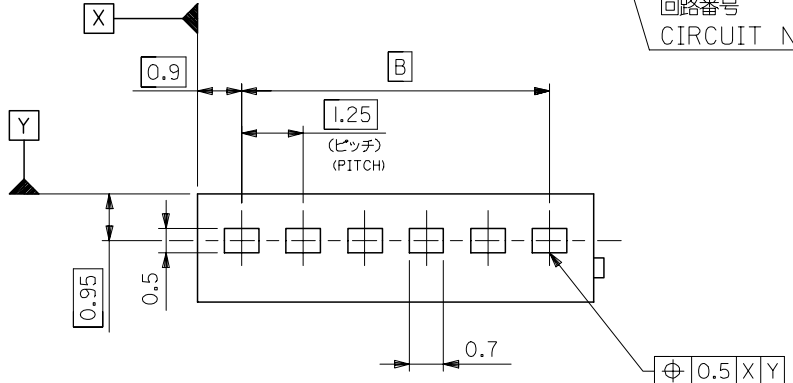
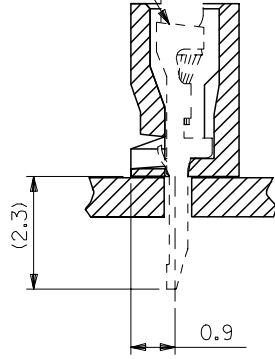
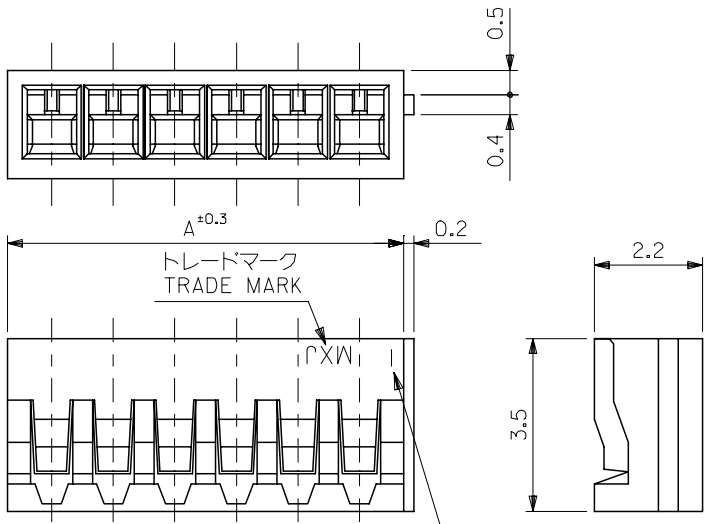


基板取付穴推奨寸法 (t=0.8)  
RECOMMENDED P.C.BOARD HOLE DIM.(t=0.8)

適合ターミナル  
APPLICABLE TERMINAL

注記  
NOTE

- △ 適合ターミナル : 50061-8\*00  
50080-8\*00
- △ APPLICABLE TERMINAL : 50061-8\*00  
50080-8\*00



17.5	19.3	51022-1500	15
16.25	18.05	-1400	14
15	16.8	-1300	13
13.75	15.55	-1200	12
12.5	14.3	-1100	11
11.25	13.05	-1000	10
10	11.8	-0900	9
8.75	10.55	-0800	8
7.5	9.3	-0700	7
6.25	8.05	-0600	6
5	6.8	-0500	5
3.75	5.55	-0400	4
2.5	4.3	-0300	3
1.25	3.05	51022-0200	2
B	A	ENG. NO.	種数 CKT.NO.

材料 MATERIAL	ポリエステル, UL94V-0 POLYESTER, UL94V-0
仕上げ FINISH	-
適用電線範囲 WIRE RANGE	-
被覆外径 INS. RANGE	-

REVISED	2006/04/05
EC NO: J2006-2413	2006/04/06
DRWN: AOHYAGI	2006/04/06
CHKD: TANAKA	2006/04/12
APPR: NUKITA	

GENERAL TOLERANCES (UNLESS SPECIFIED)	
10 UNDER	±0.2
10 OVER 30 UNDER	±0.25
30 OVER	±0.3
ANGULAR	±3 °
DRAFT WHERE APPLICABLE MUST REMAIN WITHIN DIMENSIONS	

DIMENSION STYLE MM ONLY	
DRAWN BY	DATE
H. IJIMA	1996/05/29
CHECKED BY	DATE
M. FUKUSHIMA	1996/05/29
APPROVED BY	DATE
M. ENOMOTO	1996/05/29
MATERIAL NO.	
SEE CHART	
SIZE	
A3	

SCALE	DESIGN UNITS	THIRD ANGLE PROJECTION	
10:1	METRIC		
TITLE 1.25 BOARD IN CONN HSG			
MOLEX INCORPORATED		DOCUMENT NO.	SHEET NO.
		SD-51022-001	1 OF 1
THIS DRAWING CONTAINS INFORMATION THAT IS PROPRIETARY TO MOLEX INCORPORATED AND SHOULD NOT BE USED WITHOUT WRITTEN PERMISSION			