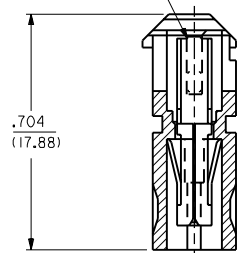
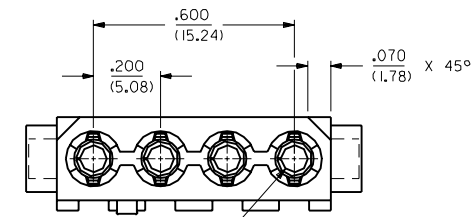


SEE NOTE #4



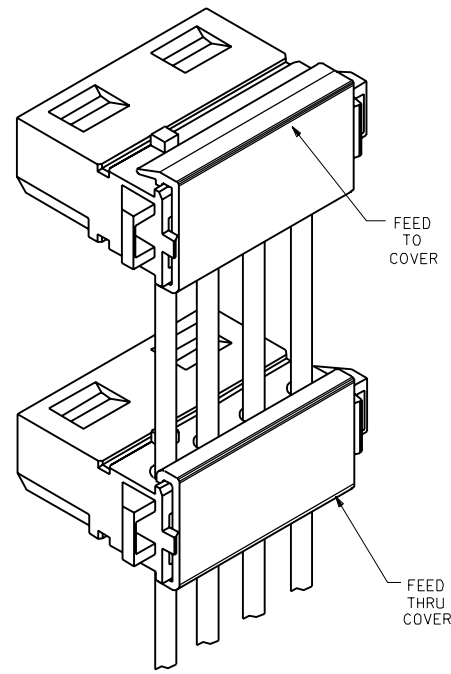
SECTION A-A



.0805±.0010 DIA.  
(2.045±0.025)  
(TERMINAL BARREL)

**NOTES:**

- ALL WIRES TO HAVE A MAX. DIAMETER OVER INSULATION OF .095/(2.41).
- COVERS ARE SUGGESTED TO RETAIN WIRES. FEED TO DRAWING NO. SD-70156-4000, FEED THRU DRAWING NO. SD-70156-3000. SEE SHEET 2 FOR AVAILABLE KITS.
- MATERIAL: HOUSING-NYLON, TYPE 6/6, 94V-2, COLOR: NATURAL  
HOUSING-POLYESTER, 94V-0  
COLOR: WHITE  
TERMINAL-PHOSPHOR BRONZE
- .008/(0.20) MAX. VERTICAL PROJECTION DUE TO CARRIER CUT-OFF.
- PS-70156-\*\*\*\* APPLIES.
- SDES-70156 APPLIES.
- PK-70873-0250 APPLIES.



E	TRANSFER TO INDIA ECN UDT1999-0929 SCHAFER 99/04/30
D2	ADDED PART NO. PER ECN U6-0935 02/08/96 DRS
D1	ADDED PART NO. PER ECN U5-0148 09/01/94 DRS
D	MODIFIED PER ECN U2-1589 10-28-92 DRS
C1	ADDED NOTE #7 PER ECN U2-1007 07-06-92 DRS
C	MOD. WIRE SELECTION PER ECN U2-0873 06-08-92 DRS
B	MOD. WIRE SELECTION PER ECN U2-0718 05-07-92 DRS
A	X-RELEASE PER ECN U2-0581 04-15-92 DRS

DIMENSIONS SHOWN (METRIC) INCH		UNLESS OTHERWISE SPECIFIED TOLERANCES: ANGULAR ± 1/2°		REVISIONS	
TITLE		SALES ASSEMBLY 4 CKT. POWER CONNECTOR		MFG. SH. REV. LTR.	
PART NO.		MOLEX INCORPORATED		SHEET NO. DATE	
SEE CHART		L15LEJLL 60532 U.S.A.		1 OF 2 06/30/89	
DRAWN BY: SCHMIDGALL		CHKD. BY: BIXLER		DRWG. NO. SDA-70156-****	
APP'D BY: BIXLER		SCALE 4 : 1		SIZE	
FILE NAME 57015601		THIS DRAWING CONTAINS INFORMATION THAT IS PROPRIETARY TO MOLEX INC. AND SHOULD NOT BE USED WITHOUT WRITTEN PERMISSION.		CD C	

						70156					
						BLACK COVER			WHITE COVER		
J	PART NUMBER	ENG. NUMBER	PLATING CODE	COLOR STRIPE	RECOMMENDED WIRE TYPE	KIT PART NO.	KIT ENG. NO.	COVER TYPE	KIT PART NO.	KIT ENG. NO.	J
I	N Y L O N	15-24-3000	A-70156-2003	101	YELLOW	16 AWG STRANDED, UL STYLE #1007 ONLY	15-24-3001	MS-70156-2303	FEED THRU	15-24-2035	MS-70156-2503
		15-24-3002				18 AWG STRANDED 20 AWG SOLID & FUSED STRANDED	15-24-3002	MS-70156-2403	FEED TO	15-24-2036	MS-70156-2603
	15-24-2000	A-70156-2000	101	RED		15-24-2003	MS-70156-2300	FEED THRU	15-24-2037	MS-70156-2500	
	15-24-2001	A-70156-2001	101	BLUE	20 AWG STRANDED	15-24-2004	MS-70156-2400	FEED TO	15-24-2038	MS-70156-2600	
H	P O L Y E S T E R	15-24-2005				15-24-2005	MS-70156-2301	FEED THRU	15-24-2039	MS-70156-2501	
		15-24-2006				22 AWG SOLID, FUSED STRANDED AND STRANDED	15-24-2006	MS-70156-2401	FEED TO	15-24-2044	MS-70156-2601
	15-24-2002	A-70156-2002	101	BLACK		15-24-2007	MS-70156-2302	FEED THRU	15-24-2045	MS-70156-2502	
	15-24-2008					15-24-2008	MS-70156-2402	FEED TO	15-24-2046	MS-70156-2602	
G	N Y L O N	15-24-3053	A-70156-5003	101	YELLOW	16 AWG STRANDED, UL STYLE #1007 ONLY	15-24-3030	MS-70156-5303	FEED THRU	15-24-3009	MS-70156-5503
		15-24-3050	A-70156-5000	101	RED	18 AWG STRANDED 20 AWG SOLID & FUSED STRANDED	15-24-3031	MS-70156-5403	FEED TO	15-24-3013	MS-70156-5603
	15-24-3051	A-70156-5001	101	BLUE	20 AWG STRANDED	15-24-3032	MS-70156-5300	FEED THRU	15-24-3014	MS-70156-5500	
	15-24-3052	A-70156-5002	101	BLACK	22 AWG SOLID, FUSED STRANDED AND STRANDED	15-24-3033	MS-70156-5400	FEED TO	15-24-3015	MS-70156-5600	
F	N Y L O N	NOT TOOLED	AX-70156-9003	554	YELLOW	16 AWG STRANDED, UL STYLE #1007 ONLY	NOT TOOLED	MSX-70156-9303	FEED THRU	NOT TOOLED	MSX-70156-9503
		15-24-2021	A-70156-9000	554	RED	18 AWG STRANDED	NOT TOOLED	MSX-70156-9403	FEED TO	NOT TOOLED	MSX-70156-9603
	NOT TOOLED	AX-70156-9001	554	BLUE	20 AWG SOLID, FUSED STRANDED AND STRANDED	NOT TOOLED	MS-70156-9300	FEED THRU	NOT TOOLED	MS-70156-9500	
	NOT TOOLED	AX-70156-9002	554	BLACK	22 AWG SOLID, FUSED STRANDED AND STRANDED	NOT TOOLED	MS-70156-9400	FEED TO	NOT TOOLED	MS-70156-9600	
E	N Y L O N	15-24-3003	A-70156-3000	101	NONE	18 AWG STRANDED 20 AWG SOLID & FUSED STRANDED	15-24-3004	MS-70156-3300	FEED THRU	15-24-3006	MS-70156-3500
							15-24-3005	MS-70156-3400	FEED TO	15-24-3007	MS-70156-3600
D											
C											
B											

PLATING CODES:  
 101 - .000100/(.00254) MIN. TIN OVER  
 .000050/(.00127) MIN. COPPER  
 554 - .000015/(.000038) MIN. GOLD IN  
 CONTACT AREA OVER .000050/(.00127)  
 MIN. NICKEL OVERALL

E	SEE SHEET #1
D2	SEE SHEET #1
D1	SEE SHEET #1
C1	SEE SHEET #1
C	SEE SHEET #1
B	SEE SHEET #1
A	SEE SHEET #1
LTR.	REVISIONS

DIMENSIONS SHOWN (METRIC) INCH  
 UNLESS OTHERWISE SPECIFIED  
 TOLERANCES ANGULAR ± .1°  
 INCH METRIC  
 3 PLACE ± --- ---  
 2 PLACE ± --- ± ---  
 1 PLACE --- ± ---  
 DRAFT WHERE APPLICABLE MUST  
 REMAIN WITHIN DIMENSIONS  
 DRAWN BY: SCHMIDTALL DWG. NO.: BIXLER  
 APP'D BY: BIXLER SCALE: N: A

▽ = 0 ▼ = 0 REVISIONS ONLY ON CAD SYSTEM

TITLE: SALES ASSEMBLY  
 4 CKT. POWER CONNECTOR

MOLEX INCORPORATED SHEET NO. 2 DATE 04/13/92  
 LISLE, ILL. 60532 U.S.A.

SEE CHART SD A-70156-\*\*\*\*

THIS DRAWING CONTAINS INFORMATION THAT IS PROPRIETARY TO MOLEX INC. AND SHOULD NOT BE USED WITHOUT WRITTEN PERMISSION.

FILE NAME: STD15602 DCH

DIV. SITE CD C

70156