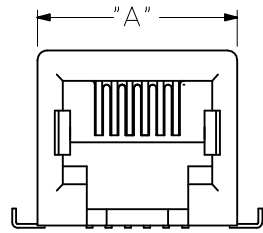
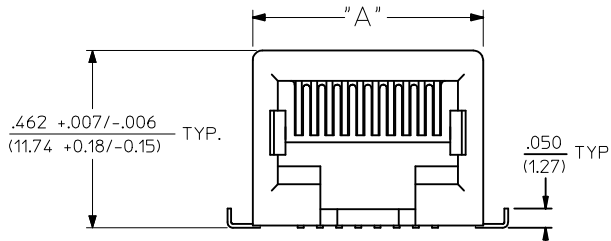


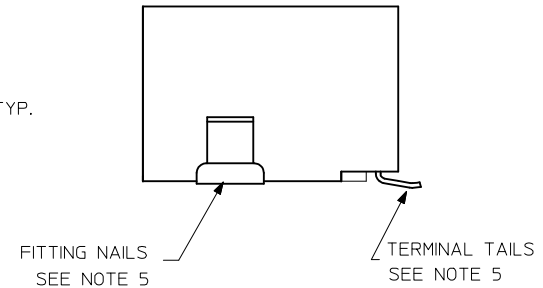
HOUSING SIZE	CIRCUIT SIZE	DIM. A	DIM. B
6	6	.520 (13.21)	.250 (6.35)
6	4	.520 (13.21)	.150 (3.81)
6	2	.520 (13.21)	.050 (1.27)
8	8	.600 (15.24)	.350 (8.89)
8	6	.600 (15.24)	.250 (6.35)



6 CIRCUIT ASSEMBLY



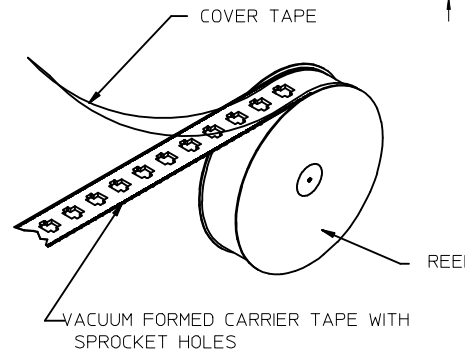
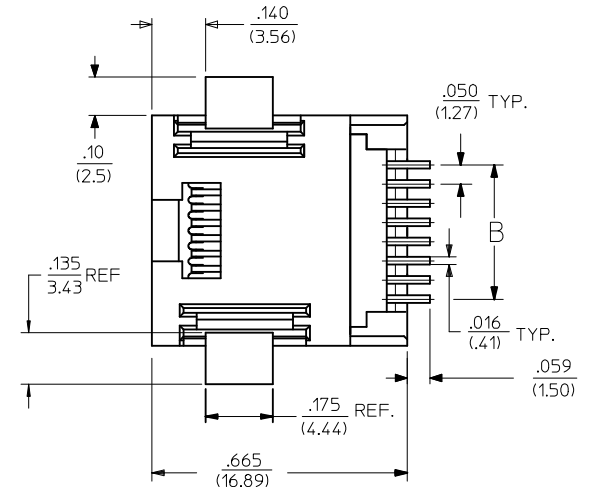
8 CIRCUIT ASSEMBLY



FITTING NAILS
SEE NOTE 5

TERMINAL TAILS
SEE NOTE 5

ASSEMBLY ITEM NO.	CONNECTOR SIZE	CIRCUIT SIZE	TERMINAL PLATING	TAPE & REEL PACKAGING No.	VOIDED CIRCUITS
43743-6001	6	6	A	PK-70873-7001	NA
43743-6002	6	6	B		
43743-6003	6	6	C		
43743-6101	6	4	A		
43743-6102	6	4	B		
43743-6103	6	4	C	PK-70873-7001	
43743-8101	8	8	A	PK-70873-7002	
43743-8102	8	8	B		
43743-8103	8	8	C		
43743-8201	8	6	A		
43743-8202	8	6	B		
43743-8203	8	6	C		
43743-8301	8	4	A		
43743-8302	8	4	B		
43743-8303	8	4	C	PK-70873-7002	
43743-6201	6	2	A	PK-70873-7001	
43743-6202	6	2	B	PK-70873-7001	
43743-6203	6	2	C	PK-70873-7001	NA



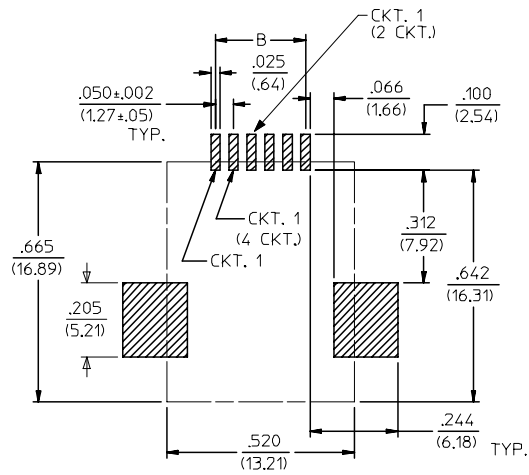
TAPE AND REEL PACKAGING

NOTES:

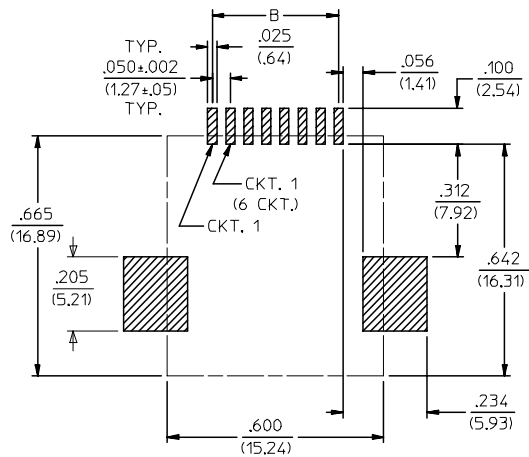
- MATERIAL:
HOUSING & INSULATOR: NYLON(PA), GLASS FILLED, UL94V-0, COLOR: BLACK
TERMINALS: PHOSPHOR BRONZE, .012/(0.30) THICK
FITTING NAILS: BRASS, .010/(0.25) THICK
- FINISH:
TERMINALS:
A = SELECT GOLD IN CONTACT AREA: .000050/(0.00127) MIN.,
*SELECT MATTE TIN IN PC TAIL AREA: .000100/(0.00254) MN.,
WITH OVERALL NICKEL UNDERPLATE: .000050/(0.00127) MIN.,
B = SELECT GOLD IN CONTACT AREA: .000030/(0.00076) MIN.,
*SELECT MATTE TIN IN PC TAIL AREA: .000100/(0.00254) MN.,
WITH OVERALL NICKEL UNDERPLATE: .000050/(0.00127) MIN.,
C = SELECT GOLD IN CONTACT AREA: .000015/(0.00038) MIN.,
*SELECT MATTE TIN IN PC TAIL AREA: .000100/(0.00254) MN.,
WITH OVERALL NICKEL UNDERPLATE: .000050/(0.00127) MIN.
FITTING NAILS:
*100 MICROINCHES MATTE TIN OVER 50 MICROINCHES NICKEL UNDERPLATE
*THE PRIMARY SHIPPING CARTON WILL BE LABELED "COMPLIANT TO RoHS
DIRECTIVE 2002/95/EC AND ELV ANNEX II OF DIRECTIVE 2000/53/EC".
CARTONS WITHOUT THIS LABEL MAY CONTAIN PRODUCT WITH TIN-LEAD
IN THE PC TAILS AND/OR FITTING NAILS.
- PRODUCT SPECIFICATION AND PROCESSING PARAMETERS: PS-43743-0001.
- PACKAGING SPECIFICATION:
CONNECTOR ASSEMBLIES TO BE PACKAGED USING TAPE & REEL SYSTEM.
- COPLANARITY SPECIFICATION:
WHEN AN ASSEMBLY IS PLACED UPON A LEVEL SURFACE, THE MAXIMUM
GAP BETWEEN THE LEVEL SURFACE AND ALL TERMINAL TAILS AND
BOTH FITTING NAILS IS .006/(0.15).
- FOR ASSEMBLIES HAVING VOIDED CIRCUITS, THE TAIL PORTION IS CUT
AND REMOVED. THE MATING PORTION OF THE TERMINAL REMAINS INTACT.
VOIDED CIRCUITS MUST BE THE SAME FOR BOTH PARTS.
- CONFORMS TO FCC REGULATION PART 68.5 FOR MODULAR JACKS.
- THIS PART CONFORMS TO CLASS B REQUIREMENTS OF COSMETIC
SPECIFICATION PS-45499-002.

2	H
1	J3
SHT	REV

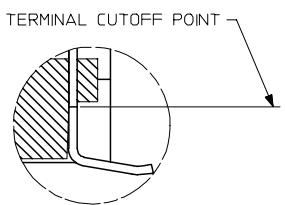
REVISED NOTES EC NO: UCP2009-1244 DRAWN: JALOSTEME/ER 2008/12/10 CHKD: J.BELL 2008/12/10 APPR: F.SMITH 2008/12/10 DESCRIPTION	QUALITY SYMBOLS ▽=0 ▽=0	GENERAL TOLERANCES (UNLESS SPECIFIED) <table border="1"> <tr><th colspan="2">mm</th><th colspan="2">INCH</th></tr> <tr><td>4 PLACES ±</td><td>---</td><td>±</td><td>---</td></tr> <tr><td>3 PLACES ±</td><td>---</td><td>±</td><td>.010</td></tr> <tr><td>2 PLACES ±</td><td>0.25</td><td>±</td><td>.014</td></tr> <tr><td>1 PLACE ±</td><td>0.36</td><td>±</td><td>---</td></tr> </table>	mm		INCH		4 PLACES ±	---	±	---	3 PLACES ±	---	±	.010	2 PLACES ±	0.25	±	.014	1 PLACE ±	0.36	±	---	DIMENSION STYLE IN/MM	SCALE 1:1	DESIGN UNITS INCH	THIRD ANGLE PROJECTION
	mm		INCH																							
	4 PLACES ±	---	±	---																						
	3 PLACES ±	---	±	.010																						
2 PLACES ±	0.25	±	.014																							
1 PLACE ±	0.36	±	---																							
DRAWN BY PEARSON 6/18/96		DATE 6/18/96		TITLE SURFACE MOUNT MODULAR JACK																						
CHECKED BY PEARSON 6/18/96		DATE 6/18/96		MOLEX MOLEX INCORPORATED																						
APPROVED BY EDGLEY 6/18/96		DATE 6/18/96		DOCUMENT NO. SDA-43743-****																						
MATERIAL NO.		SEE CHARTS		SHEET NO. 1 OF 2																						
DRAFT WHERE APPLICABLE MUST REMAIN WITHIN DIMENSIONS																										
THIS DRAWING CONTAINS INFORMATION THAT IS PROPRIETARY TO MOLEX INCORPORATED AND SHOULD NOT BE USED WITHOUT WRITTEN PERMISSION																										



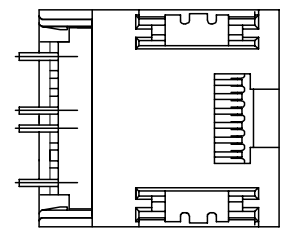
PC BOARD LAYOUT FOR
6 POSITION HOUSING
(COMPONENT SIDE OF BOARD)



PC BOARD LAYOUT FOR
8 POSITION HOUSING
(COMPONENT SIDE OF BOARD)



VIEW SHOWING TYPICAL TERMINAL
CUTOFF OF TAIL (SEE NOTE 5) FOR VOIDED CIRCUITS.



TYPICAL VIEW SHOWING VOIDED CIRCUIT
(CIRCUITS 2,3,6 & 7 SHOWN VOIDED)

SEE SHEET ONE EC NO: UCP2004-0798 DRWN:LSCHMIDT 2004/01/05 CHKD:LSCHMIDT 2004/01/05 APPR:FSMITH 2004/01/08	QUALITY SYMBOLS	GENERAL TOLERANCES (UNLESS SPECIFIED)	SCALE --- INCH	DESIGN UNITS INCH	THIRD ANGLE PROJECTION	REVISE ON CAD ONLY															
	▽ = 0 ▽ = 0	<table border="1"> <thead> <tr> <th></th> <th>mm</th> <th>INCH</th> </tr> </thead> <tbody> <tr> <td>4 PLACES</td> <td>± .005</td> <td>± .001</td> </tr> <tr> <td>3 PLACES</td> <td>± .005</td> <td>± .010</td> </tr> <tr> <td>2 PLACES</td> <td>± 0.25</td> <td>± .014</td> </tr> <tr> <td>1 PLACE</td> <td>± 0.36</td> <td>± .014</td> </tr> </tbody> </table>		mm	INCH	4 PLACES	± .005	± .001	3 PLACES	± .005	± .010	2 PLACES	± 0.25	± .014	1 PLACE	± 0.36	± .014	DIMENSION STYLE IN/MM	TITLE SURFACE MOUNT MODULAR JACK		
			mm	INCH																	
		4 PLACES	± .005	± .001																	
3 PLACES	± .005	± .010																			
2 PLACES	± 0.25	± .014																			
1 PLACE	± 0.36	± .014																			
DRAFT WHERE APPLICABLE MUST REMAIN WITHIN DIMENSIONS	DRAWN BY PEARSON CHECKED BY PEARSON APPROVED BY EDGLEY	DATE 06/18/96 DATE 06/18/96 DATE 06/18/96	MATERIAL NO. DOCUMENT NO. SHEET NO.	MOLEX INCORPORATED SEE TABLE SDA-43743-**** 2 OF 2																	
REV	THIS DRAWING CONTAINS INFORMATION THAT IS PROPRIETARY TO MOLEX INCORPORATED AND SHOULD NOT BE USED WITHOUT WRITTEN PERMISSION																				