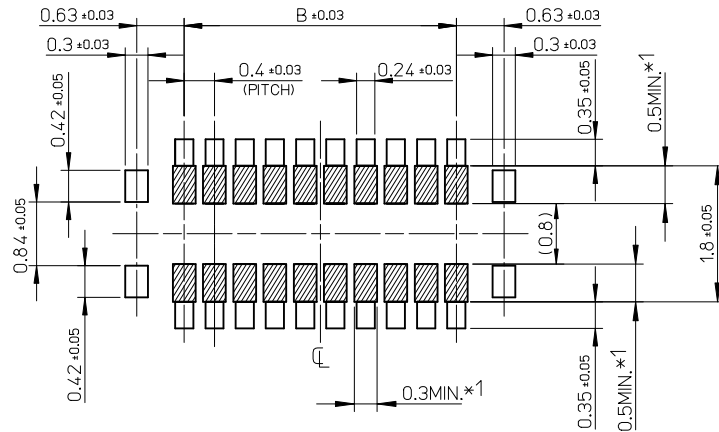


注記 NOTES

1. 使用材料 MATERIAL
 ハウジング : 液晶ポリマー (LCP) UL94V-0 (黒)
 HOUSING: LIQUID CRYSTAL POLYMER UL94V-0 (COLOR:BLACK)
 ターミナル : 銅合金
 TERMINAL : COPPER ALLOY
 金具 : 銅合金
 FITTING NAIL : COPPER ALLOY
2. メッキ仕様 PLATING
 ターミナル TERMINAL
 金メッキ
 GOLD
 下地メッキ : ニッケルメッキ
 UNDER PLATING : NICKEL
 ※コンタクト部とテール部はニッケルメッキによって分断されている金メッキです。
 DIVIDE INTO PARTS THE GOLD PLATING OF THE CONTACT AND THE TAIL PART BY THE NICKEL PLATING.
 金具 FITTING NAIL
 金メッキ (テール部のみ)
 GOLD (ONLY TAIL PART)
 下地メッキ : ニッケルメッキ
 UNDER PLATING : NICKEL
- △ (全極数 / 2) = 偶数の場合に適用。
 APPLY FOR (CIRCUIT/2)=EVEN.
4. 嵌合相手 : 503548 シリーズ
 MATE WITH : 503548 SERIES.
5. テール平坦度は、0.08 以下
 テール及び金具の平坦度は、0.1 以下
 TAIL COPLANARITY TO BE 0.08MAXIMUM.
 TAIL AND FITTING NAIL COPLANARITY TO BE 0.1MAXIMUM.

3.2	5.06	503552-1820	18
2.8	4.66	503552-1620	16
2.4	4.26	503552-1420	14
2.0	3.86	503552-1220	12
1.6	3.46	503552-1020	10
0.8	2.66	503552-0620	6
B	A	EMBOSSED PACKAGE	極数
		オーダー番号 ORDER No.	CIRCUITS
CONNECTOR SERIES No. : 503552-***19			

REVISED EC NO: J2013-1507 DRWN:YFUJIMAKI 2013/06/13 CHKD:TASAKAWA 2013/06/13 APPR:KMORIKAWA 2013/06/14	DESCRIPTION REV	GENERAL TOLERANCES (UNLESS SPECIFIED)		DIMENSION STYLE MM ONLY		SCALE 15:1	DESIGN UNITS METRIC	THIRD ANGLE PROJECTION	
		10 UNDER	±0.2	DRAWN BY RTAKEUCHI	DATE 2010/04/08	TITLE 0.4 B-T0-B CONN HGT=0.7 W=2.6 HI-RETENTION PLUG ASSY			
		10 OVER 30 UNDER	±0.25	CHECKED BY THIRATA	DATE 2010/04/08	molex			
		30 OVER	±0.3	APPROVED BY MSASAO	DATE 2010/09/15				
		ANGULAR ±1 °		DRAFT WHERE APPLICABLE MUST REMAIN WITHIN DIMENSIONS		MATERIAL NO. SEE CHART	DOCUMENT NO. SD-503552-005	SHEET NO. 1 OF 2	
SIZE A3		THIS DRAWING CONTAINS INFORMATION THAT IS PROPRIETARY TO MOLEX INCORPORATED AND SHOULD NOT BE USED WITHOUT WRITTEN PERMISSION							



*1 パターン引き回し、および半田禁止エリア
 (当該箇所においては、これと接する回路以外の配線を禁止する。
 また、接する回路を配線する場合はレジストを施し、この部分に
 半田は無きこととする。)

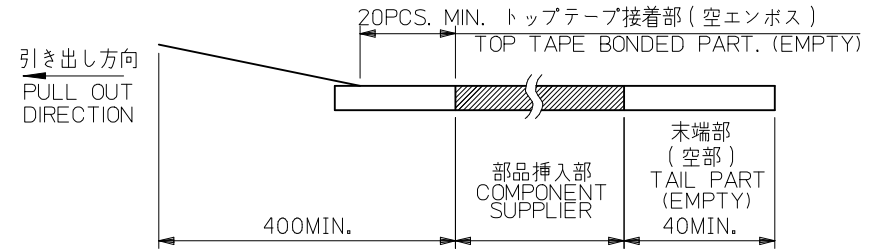
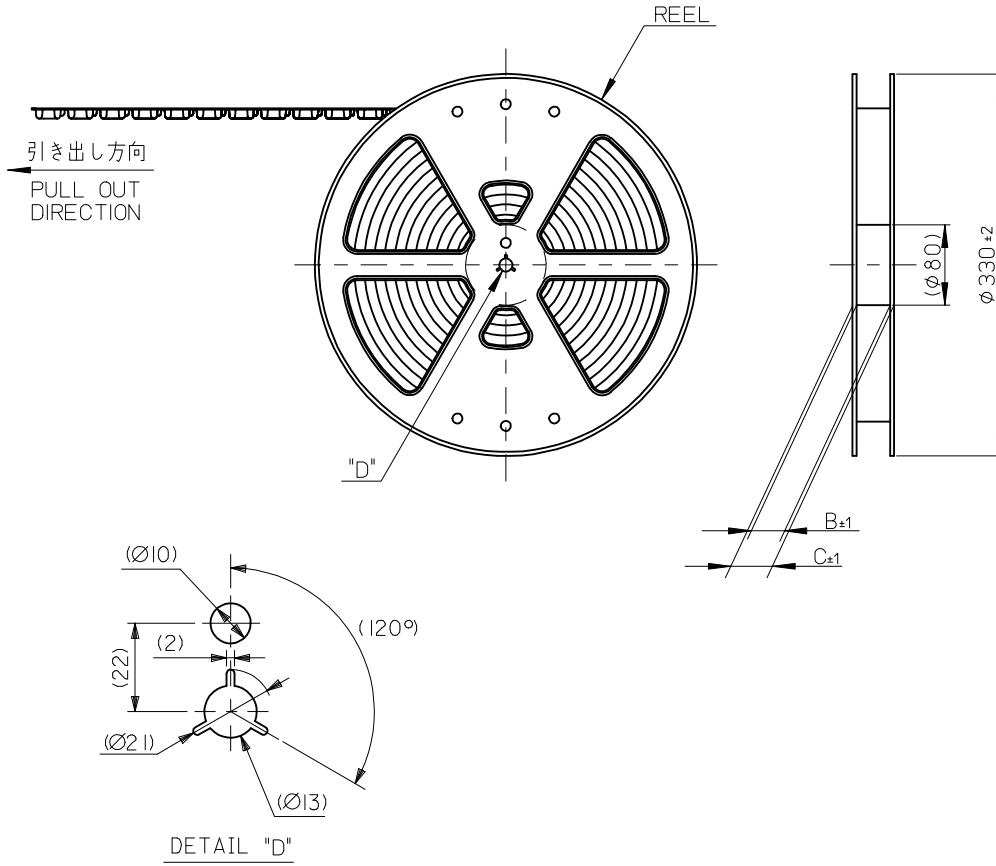
*1 PROHIBITED AREA OF PATTERN WIRING AND SOLDER.
 (FOR EACH AREA, THE WIRING THAT TOUCHES ON THE SOLDER
 CAN BE ATTACHED, THEN COVERED WITH A FILM TO KEEP SOLDER OUT.)

RECOMMENDED P.W. BOARD
 PATTERN LAYOUT

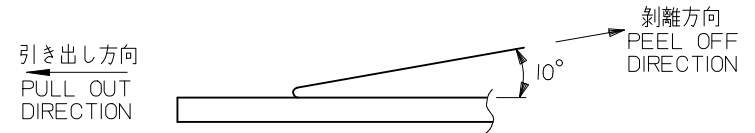
REVISED EC NO: J2013-1507 DRWN: FUJIMAKI 2013/06/13 CHKD: TASAKAWA 2013/06/13 APPR: KMORIKAWA 2013/06/14	DESCRIPTION A	GENERAL TOLERANCES (UNLESS SPECIFIED)		DIMENSION STYLE MM ONLY		SCALE 15:1	DESIGN UNITS METRIC	THIRD ANGLE PROJECTION	
		10 UNDER	± 0.2	DRAWN BY RTAKEUCHI	DATE 2010/04/08	TITLE 0.4 B-TO-B CONN HGT=0.7 W=2.6 HI-RETENTION PLUG ASSY			
		10 OVER 30 UNDER	± 0.25	CHECKED BY THIRATA	DATE 2010/04/08				
		30 OVER	± 0.3	APPROVED BY MSASAO	DATE 2010/09/15				
ANGULAR ± 1 °		DRAFT WHERE APPLICABLE MUST REMAIN WITHIN DIMENSIONS		MATERIAL NO. SEE SHEET 1		DOCUMENT NO. SD-503552-005		SHEET NO. 2 OF 2	
THIS DRAWING CONTAINS INFORMATION THAT IS PROPRIETARY TO MOLEX INCORPORATED AND SHOULD NOT BE USED WITHOUT WRITTEN PERMISSION									

注記 NOTES

- 製品詳細寸法については製品単体図面を参照下さい。
RE DETAILED DIMENSION, SEE PRODUCT DRAWING.
- 梱包数量：3000 個/リール
NUMBER OF CONNECTORS : 3000PCS/REEL
- リードテープ長さ LEAD TAPE LENGTH

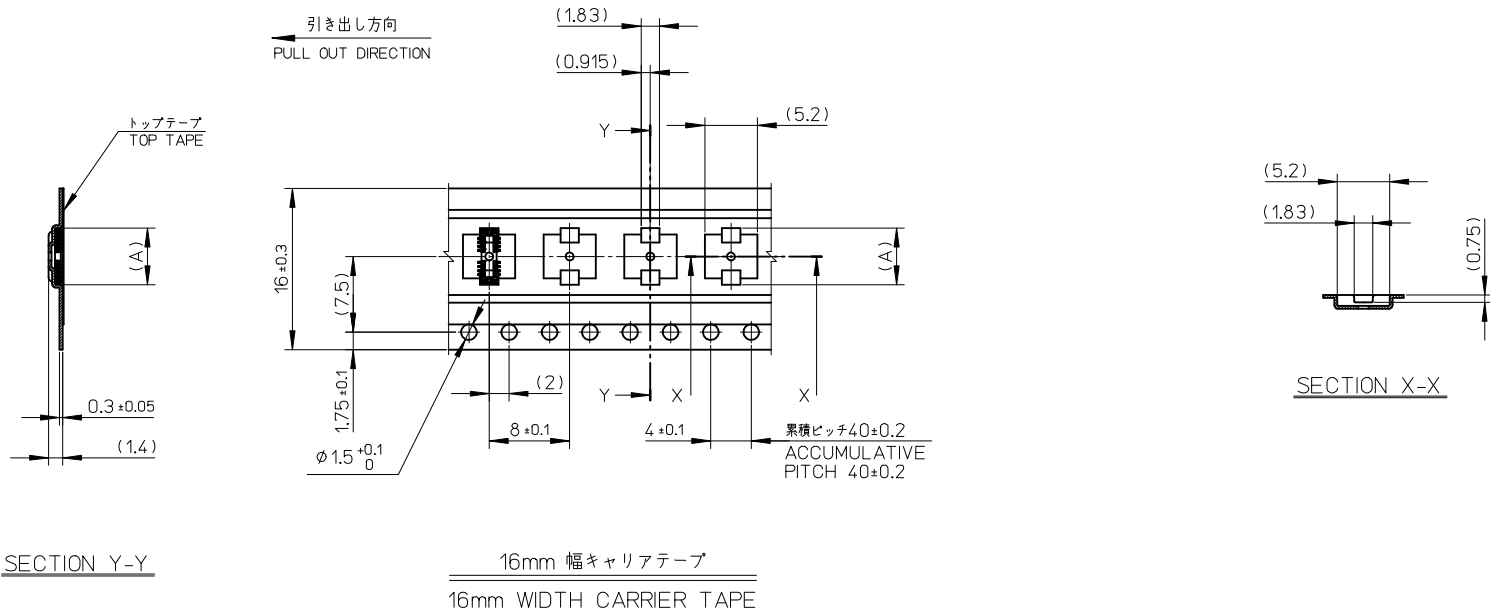


- トップテープの剥離強度：0.1N~1.3N(10gf~130gf)
(剥離方向は下図参照)
尚、本規格値は出荷時に適用。(但し、輸送時に剥離が発生しないこと。)
PEELING OFF FORCE OF TOP TAPE : 0.1N~1.3N(10gf~130gf)
(PEELING DIRECTION AS SHOWN IN FOLLOWING FIG.)
THIS REQUIREMENT SHOULD BE APPLIED AT SHIPMENT.
PEEL OFF SHOULD NOT BE ALLOWED, DURING TRANSPORTION.



- 材料 MATERIAL
キャリアテープ (CARRIER TAPE) : ポリスチレン (POLYSTYRENE)
トップテープ (TOP TAPE) : PET , OTHER
リール (REEL) : ポリスチレン (PS) <リサイクル材を含む>
POLYSTYRENE (PS) <RECYCLE MATERIAL CONTAINED>
- ELV 及び RoHS適合品
ELV AND RoHS COMPLIANT

REVISED EC NO: J2013-1507 DRWN: YFUJIMAKI 2013/06/13 CHKD: TASAKAWA 2013/06/13 APPR: KMORIKAWA 2013/06/14	DESCRIPTION GENERAL TOLERANCES (UNLESS SPECIFIED)	DIMENSION STYLE MM ONLY		SCALE 1:1	DESIGN UNITS METRIC	MODEL NO. 503552-**20	
		10 UNDER	±---	DRAWN BY RTAKEUCHI		DATE 2010/02/08	TITLE 0.4 B-TO-B CONN. HGT=0.7 HI-RETENTION PLUG ASSY EMBSTP PKG molex
		10 OVER 30 UNDER	±---	CHECKED BY THIRATA		DATE 2010/02/08	
		30 OVER	±---	APPROVED BY MSASAO		DATE 2010/02/08	
A	ANGULAR ±---	DRAFT WHERE APPLICABLE MUST REMAIN WITHIN DIMENSIONS		MATERIAL NO. SEE SHEET 2		DOCUMENT NO. SD-503552-006	SHEET NO. 1 OF 2
THIS DRAWING CONTAINS INFORMATION THAT IS PROPRIETARY TO MOLEX INCORPORATED AND SHOULD NOT BE USED WITHOUT WRITTEN PERMISSION							



16	21.4	17.4	5.21	503552-1820	18
			4.81	503552-1620	16
			4.41	503552-1420	14
			4.01	503552-1220	12
			3.61	503552-1020	10
			2.81	503552-0620	6
キャリアテープ幅 CARRIER TAPE WIDTH			C	B	(A)
			MATERIAL No.		CKT.
			MODEL No.	503552-***20	

REVISED EC NO: J2013-1507 DRWN: FUJIMAKI 2013/06/13 CHKD: TASAKAWA 2013/06/13 APPR: KMORIKAWA 2013/06/14	DESCRIPTION GENERAL TOLERANCES (UNLESS SPECIFIED)	DIMENSION STYLE MM ONLY		SCALE 1:1	DESIGN UNITS METRIC	THIRD ANGLE PROJECTION	
		10 UNDER ± --- 10 OVER 30 UNDER ± --- 30 OVER ± --- ANGULAR ± --- °	DRAWN BY DATE RTAKEUCHI 2010/02/08		TITLE 0.4 B-TO-B CONN. HGT=0.7 HI-RETENTION PLUG ASSY EMBSTP PKG		
		DRAFT WHERE APPLICABLE MUST REMAIN WITHIN DIMENSIONS	CHECKED BY DATE THIRATA 2010/02/08		APPROVED BY DATE MSASAO 2010/02/08		
			MATERIAL NO. SEE CHART		DOCUMENT NO. SD-503552-006		SHEET NO. 2 OF 2