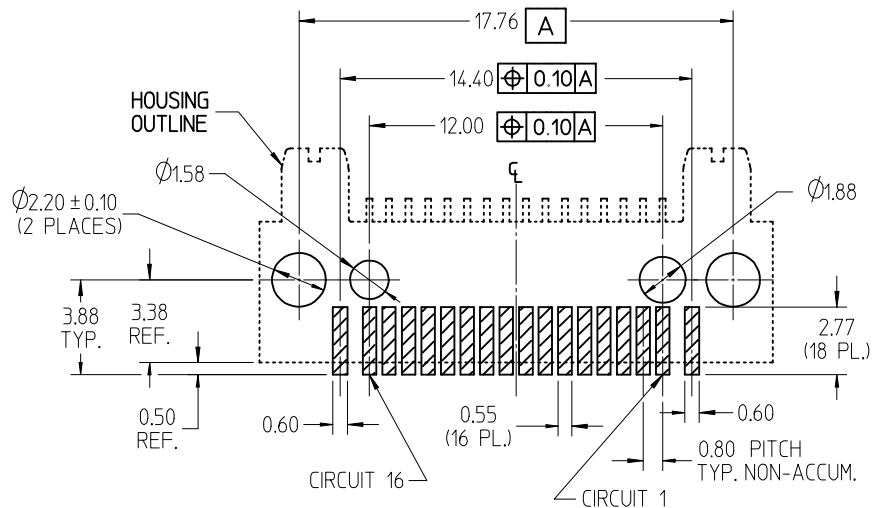


ISOMETRIC VIEWS
(SCALE 3:1)

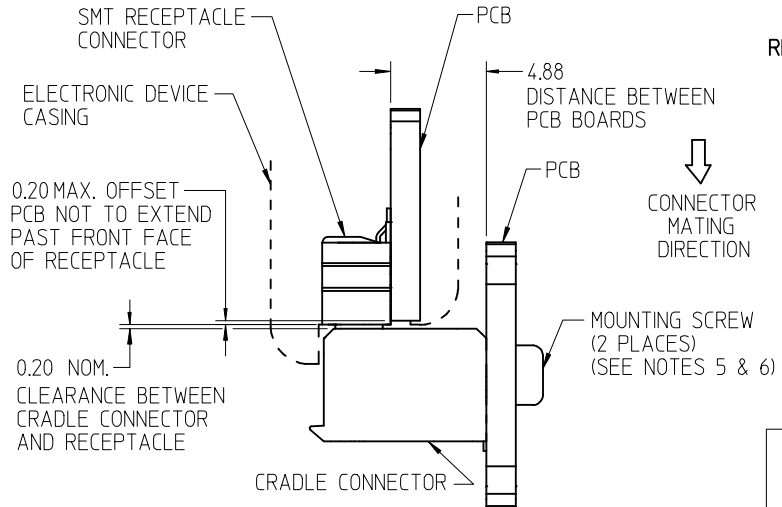
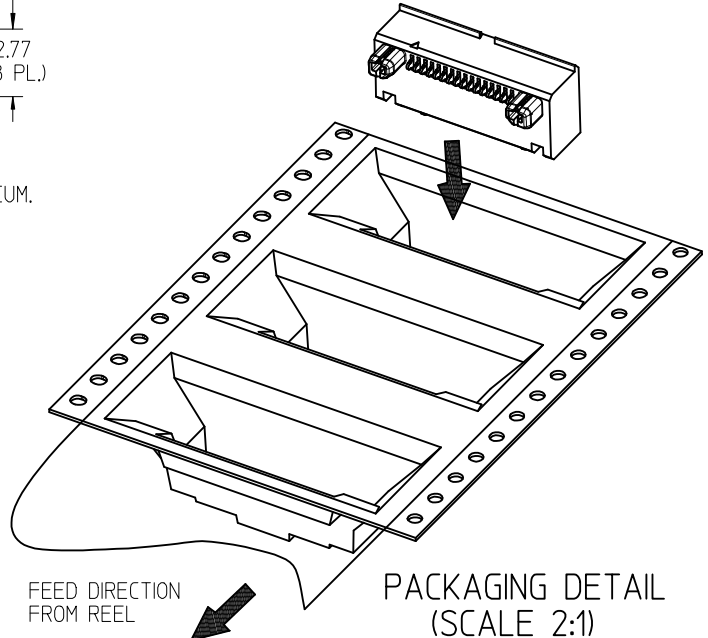
NOTES:

1. MATERIAL -
HOUSING: LIQUID CRYSTAL POLYMER, GLASS FILLED, UL-94V-0,
COLOR: BLACK
TERMINALS: PHOSPHOR BRONZE
LATCHES: STAINLESS STEEL
2. FINISHES -
TERMINALS: CONTACT AREA - SELECTIVE GOLD OVER
PALLADIUM NICKEL OVER NICKEL
SOLDER AREA - SELECTIVE TIN OVER NICKEL
LATCHES: OVERALL - TIN OVER NICKEL
3. PRODUCT SPECIFICATION - PS-44828-001
APPLICATION SPECIFICATION: AS-44828-001
4. PACKAGING: MOLEX SPECIFICATION - PK-45560-200.
5. RECOMMENDED SCREW TYPE: M1.8, THREAD-CUTTING,
MAJOR DIA. 1.80mm - 1.88mm, 5mm MAX. LENGTH
6. RECOMMENDED TORQUE: 576 gf-cm MINIMUM TO 864 gf-cm MAXIMUM.

ADD. TORQUE NOTE EC NO: UCP2009-1982 DRWN: DMORGAN 2009/02/17 CHKD: MIBARRA 2009/02/17 APPR: SWILLER 2009/02/18	QUALITY SYMBOLS ▽ - 0 ∇ - 0	GENERAL TOLERANCES (UNLESS SPECIFIED)		SCALE 4:1	DESIGN UNITS METRIC	THIRD ANGLE PROJECTION	REVISE ON CAD ONLY	
		mm	INCH	DIMENSION STYLE MM ONLY		TITLE		
		4 PLACES ± --- ± ---	3 PLACES ± --- ± ---	DRAWN BY MSIMMEL	DATE 2005/12/13	0.8MM HANDYLINK™ 16 CKT CRADLE CONN. ASSY PARALLEL TO PCB MOLEX INCORPORATED		
		2 PLACES ± 0.13 ± ---	1 PLACE ± --- ± ---	CHECKED BY MSIMMEL	DATE 2005/12/13			
ANGULAR ±1/2°		DRAFT WHERE APPLICABLE		APPROVED BY JCOMERCI	DATE	MATERIAL NO. 455600161	DOCUMENT NO. SD-45560-002	SHEET NO. 1 OF 27
MUST REMAIN WITHIN DIMENSIONS		THIS DRAWING CONTAINS INFORMATION THAT IS PROPRIETARY TO MOLEX INCORPORATED AND SHOULD NOT BE USED WITHOUT WRITTEN PERMISSION						



RECOMMENDED PCB LAYOUT
 UNLESS OTHERWISE SPECIFIED
 TOLERANCES ± 0.05mm
 RECOMMENDED SOLDER PASTE THICKNESS
 0.13mm - 0.15mm (.005" - .006")



RECOMMENDATIONS FOR CONFIGURATION OF MATED CONNECTORS

IMPORTANT: PLEASE REFER TO MOLEX APPLICATION SPECIFICATION AS-44828-001 FOR DETAILED DESIGN LAYOUT AND MATING REQUIREMENTS

SEE SHEET 1 EC NO: UCP2009-1982 DRWN:DMORGAN 2009/02/17 CHKD:MIBARRA 2009/02/17 APPR:SWILLER 2009/02/18	QUALITY SYMBOLS -0 -0	GENERAL TOLERANCES (UNLESS SPECIFIED)		SCALE 5:1	DESIGN UNITS METRIC	THIRD ANGLE PROJECTION	REVISE ON CAD ONLY	
		mm	INCH	DIMENSION STYLE MM ONLY		TITLE		
		4 PLACES ± --- ± ---	3 PLACES ± --- ± ---	DRAWN BY MSIMMEL	DATE 2005/12/13	0.8MM HANDYLINK 16 CKT CRADLE CONN. ASSY PARALLEL TO PCB MOLEX INCORPORATED		
		2 PLACES ± 0.13 ± ---	1 PLACE ± --- ± ---	CHECKED BY MSIMMEL	DATE 2005/12/13			
		ANGULAR ±1/2°		APPROVED BY JCOMMERCIAL	DATE	MATERIAL NO. 455600161	DOCUMENT NO. SD-45560-002	SHEET NO. 2 OF 27
		DRAFT WHERE APPLICABLE MUST REMAIN WITHIN DIMENSIONS		THIS DRAWING CONTAINS INFORMATION THAT IS PROPRIETARY TO MOLEX INCORPORATED AND SHOULD NOT BE USED WITHOUT WRITTEN PERMISSION				