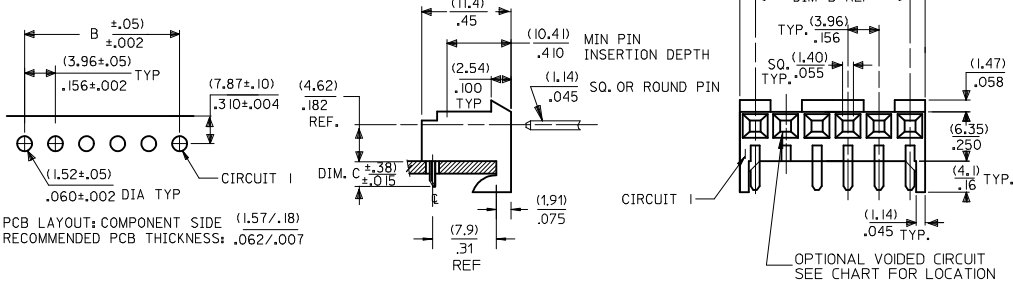


RIGHT ANGLE

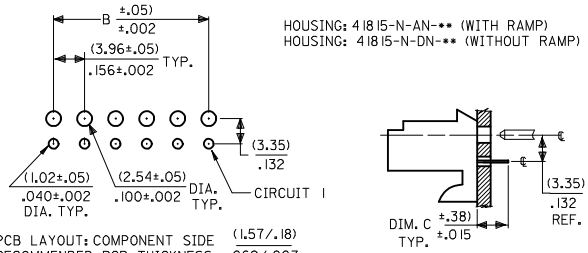
HOUSING: 41815-N-AN-*** (WITH RAMP)
HOUSING: 41815-N-DN-*** (WITHOUT RAMP)



PCB LAYOUT: COMPONENT SIDE (1.57/.18)
RECOMMENDED PCB THICKNESS: .062/.007

BOTTOM ENTRY

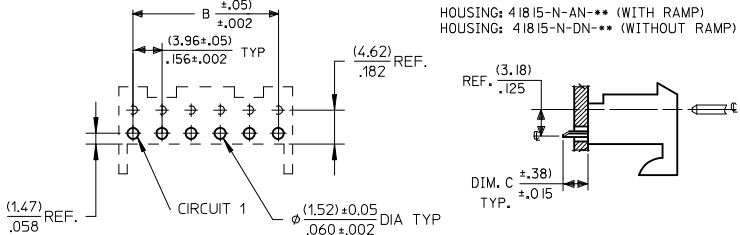
HOUSING: 41815-N-AN-*** (WITH RAMP)
HOUSING: 41815-N-DN-*** (WITHOUT RAMP)



PCB LAYOUT: COMPONENT SIDE (1.57/.18)
RECOMMENDED PCB THICKNESS: .062/.007

TOP ENTRY

HOUSING: 41815-N-AN-*** (WITH RAMP)
HOUSING: 41815-N-DN-*** (WITHOUT RAMP)



PCB LAYOUT: COMPONENT SIDE (1.57/.18)
RECOMMENDED PCB THICKNESS: .062/.007

DIM. B	DIM. A	NO. OF CKTS
(3.96) .156	(7.82±.25) .308±.010	2
(7.92) .312	(11.79±.25) .464±.010	3
(11.89) .468	(15.75±.25) .620±.010	4
(15.85) .624	(19.71±.25) .776±.010	5
(19.81) .780	(23.67±.25) .932±.010	6
(23.77) .936	(27.64±.30) 1.088±.012	7
(27.74) 1.092	(31.60±.25) 1.244±.012	8
(31.70) 1.248	(35.56±.30) 1.400±.012	9
(35.66) 1.404	(39.52±.30) 1.556±.012	10
(39.62) 1.560	(43.48±.30) 1.712±.012	11
(43.59) 1.716	(47.45±.30) 1.868±.012	12
(47.55) 1.872	(51.4±.30) 2.024±.012	13
(51.51) 2.028	(55.37±.36) 2.180±.014	14
(55.47) 2.184	(59.33±.36) 2.336±.014	15

NOTES:

- MATERIAL: HOUSING: POLYESTER, RATED UL 94V-0, COLOR: NATURAL (WHITE)
- FINISH:

- (197) = OVERALL REFLOWED MATTE TIN: 0.00152/.000060 MIN OVER 0.00127/.000050 MIN NICKEL.
- (208) = SELECT GOLD: 0.00038/.000015 MIN, SELECT TIN: 0.00254/.000100 MIN, OVERALL NICKEL UNDERPLATE: 0.00127/.000050 MIN.
- (228) = SELECT GOLD: 0.00076/.000030 MIN, SELECT TIN: 0.00254/.000100 MIN, OVERALL NICKEL UNDERPLATE: 0.00127/.000050 MIN.
- (909) = OVERALL TIN: 0.00254/.000100 MIN.

- PRODUCT SPECIFICATION: PS-08-50
- PACKAGING: SEE CHARTS
- FOR TOP ENTRY AND RIGHT ANGLE ASSEMBLIES WITH LOWER INSERTION FORCE USE SINGLE BEAM CONTACT, (TERMINAL NO. 4244)
- SOLDERABILITY: WHEN PARTS ARE SOLDERED AT A TEMPERATURE OF 230°C (446°F) FOR 5 SECONDS EACH SOLDERED SURFACE SHALL BE A MINIMUM OF 95% COVERED WITH A SMOOTH CONTINUOUS ADHERENT COATING. FOR ADDITIONAL INFORMATION SEE SMES-152.
- PARTS ARE STACKABLE END TO END ON (3.96)/.156 CENTERLINE.
- THIS PART CONFORMS TO CLASS B REQUIREMENTS OF COSMETIC SPEC PS-45499-002.

ADD 41815-0687 EC NO: UCP2015-1357 DRW:MK/PPER 2014/09/30 CHK:ANGUYEN 2014/09/30 APPR:FSMITH 2014/10/23	QUALITY SYMBOLS F=0 E=0 E=0	GENERAL TOLERANCES (UNLESS SPECIFIED)		DIMENSION STYLE MM/IN		SCALE --	DESIGN UNITS INCH	THIRD ANGLE PROJECTION		
		4 PLACES ± --- ± ---	mm INCH	DRAWN BY SAMIEC	DATE 01/28/87	TITLE KK 156 HOUSING PCB 41815 SERIES				
		3 PLACES ± --- ± .010		CHECKED BY SAMIEC	DATE 01/28/87	MATERIAL NO. SEE CHART				
		2 PLACES ± 0.25 ± .015		APPROVED BY LENZ	DATE 01/28/87	DOCUMENT NO. SDA-41815				
1 PLACE ± 0.38 ± ---		ANGULAR ±1/2° DRAFT WHERE APPLICABLE MUST REMAIN WITHIN DIMENSIONS		SIZE B		THIS DRAWING CONTAINS INFORMATION THAT IS PROPRIETARY TO MOLEX INCORPORATED AND SHOULD NOT BE USED WITHOUT WRITTEN PERMISSION			SHEET NO. 1 OF *	
0 PLACE ± ±										