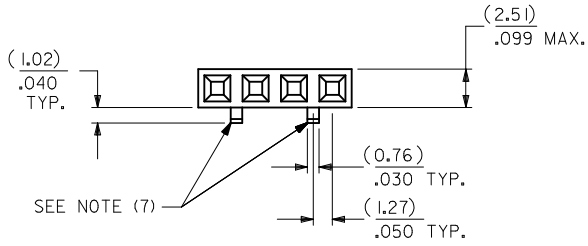


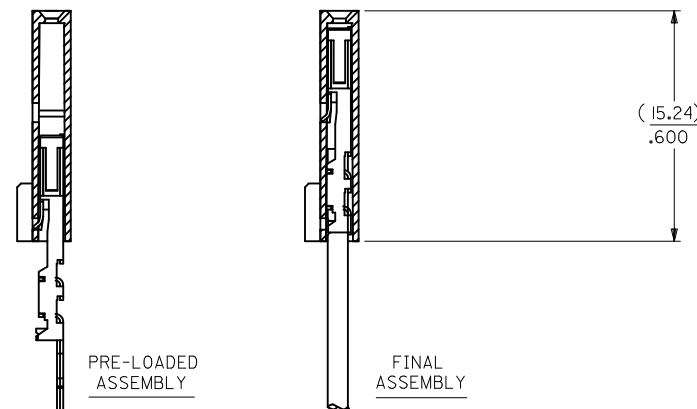
OPTION D

NOTES:

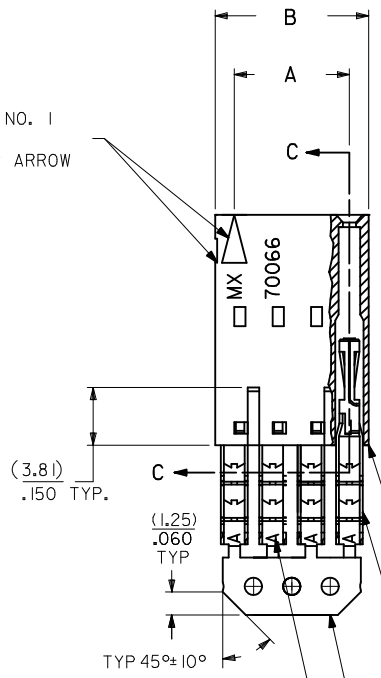
- TO BE USED WITH (24) AWG. STRANDED WIRE WITH (1.35)/.053 DIA. MAX. INSULATION.
- SEE CHART FOR CIRCUIT SIZES.
- STANDARD PACKAGING PER PK-70873-0001. OPTIONAL PACKAGING MAY BE AVAILABLE, REQUEST DWG. PK-70400
- PARTS STACKABLE END TO END ON (2.54)/.100 CENTERS.
- REFER TO PRODUCT SPECIFICATION: PS-70400.
- SEE DWG. SDA-70400-**** (SHT. 5) FOR OPTIONAL HOUSING DETAILS.
- 4 CIRCUIT SHOWN. 3 - 25 CKT'S. HAVE (2) RIBS.
- TO MATE WITH MOLEX PART NO'S.: 70004-****, 70013-****
- 2 CIRCUIT ASSEMBLIES SUPPLIED AS GROUPED PAIRS.



SECTION C-C



CIRCUIT NO. 1
SLOT OR ARROW



HOUSING PART NO. 70066-****
MATERIAL: G.F. POLYESTER, 94V-0

TERMINAL PART NO. 70028-****
MATERIAL: PHOSPHOR BRONZE
PLATING PER ES-88-***

I.D. SLOT CODE TO WIRE GAUGE CHART	
I.D. SLOT CODE	WIRE GAUGE
A	24 AWG.

PLATING CODE (STRIPE ON CARRIER STRIP)	
PLATING	COLOR
15 GOLD	YELLOW

15 GOLD - .000015 MIN. GOLD IN SELECT AREA WITH .000075 MIN. TIN IN SELECT AREA OVER .000050 MIN. NICKEL OVER-ALL.

CKT. SIZE	A	B	ITEM NUMBER
2	(2.54) .100	(5.05) .199	70400-3024
3	(5.08) .200	(7.59) .299	70400-3034
4	(7.62) .300	(10.13) .399	70400-3044
5	(10.16) .400	(12.67) .499	70400-3054
6	(12.70) .500	(15.21) .599	70400-3064
7	(15.24) .600	(17.75) .699	70400-3074
8	(17.78) .700	(20.29) .799	70400-3084
9	(20.32) .800	(22.83) .899	70400-3094
10	(22.86) .900	(25.37) .999	70400-3104
11	(25.54) 1.000	(27.91) 1.099	
12	(27.94) 1.100	(30.45) 1.199	70400-3124
13	(30.48) 1.200	(32.99) 1.299	70400-3134
14	(33.02) 1.300	(35.53) 1.399	
15	(35.56) 1.400	(38.07) 1.499	70400-3154
16	(38.01) 1.500	(40.61) 1.599	70400-3164
17	(40.64) 1.600	(43.15) 1.699	
18	(43.18) 1.700	(45.69) 1.799	70400-3184
19	(45.72) 1.800	(48.23) 1.899	
20	(48.26) 1.900	(50.77) 1.999	70400-3204
21	(50.80) 2.000	(53.31) 2.099	
22	(53.34) 2.100	(55.85) 2.199	70400-3224
23	(55.88) 2.200	(58.39) 2.299	
24	(58.42) 2.300	(60.93) 2.399	70400-3244
25	(60.96) 2.400	(63.47) 2.499	70400-3254

EC NO: UCP2006-0364 DRWNSMART 2005/12/12 CHKD:BBARKER 2005/12/19 APPR:SMILLER 2005/12/19 DESCRIPTION	QUALITY SYMBOLS ▼ = ▽ =	GENERAL TOLERANCES (UNLESS SPECIFIED) <table border="1"> <thead> <tr> <th></th> <th>mm</th> <th>INCH</th> </tr> </thead> <tbody> <tr><td>4 PLACES</td><td>± .---</td><td>± .---</td></tr> <tr><td>3 PLACES</td><td>± .---</td><td>± .010</td></tr> <tr><td>2 PLACES</td><td>± 0.25</td><td>± .014</td></tr> <tr><td>1 PLACE</td><td>± 0.35</td><td>± .---</td></tr> </tbody> </table> ANGULAR ±1/2°		mm	INCH	4 PLACES	± .---	± .---	3 PLACES	± .---	± .010	2 PLACES	± 0.25	± .014	1 PLACE	± 0.35	± .---	DIMENSION STYLE MM/IN	SCALE 4:1	DESIGN UNITS INCH	THIRD ANGLE PROJECTION
		mm	INCH																		
4 PLACES	± .---	± .---																			
3 PLACES	± .---	± .010																			
2 PLACES	± 0.25	± .014																			
1 PLACE	± 0.35	± .---																			
EC NO: UCP2006-0364 DRWNSMART 2005/12/12 CHKD:BBARKER 2005/12/19 APPR:SMILLER 2005/12/19 DESCRIPTION	DRAFT WHERE APPLICABLE MUST REMAIN WITHIN DIMENSIONS	MATERIAL NO. MIBARRA 2005/10/27 BBARKER 2005/10/27 SMILLER 2005/10/27	ASSEMBLY SINGLE ROW (2.54)/.100 MOLEX INCORPORATED DOCUMENT NO. SD-70400-004 SHEET NO. 1 OF 1	THIS DRAWING CONTAINS INFORMATION THAT IS PROPRIETARY TO MOLEX INCORPORATED AND SHOULD NOT BE USED WITHOUT WRITTEN PERMISSION																	