

10 9 8 7 6 5 4 3 2 1

NOTES :

1. MATERIAL :

HOUSING : (a) HIGH TEMP. NYLON ,GLASS FIBER FILLED,UL94V-O, COLOR: BLACK,  
(b) POLYESTER , GLASS FIBER FILLED,UL94V-O, COLOR: WHITE,

TERMINAL : PHOSPHOR BRONZE  
METAL SHELL : COPPER ALLOY

2. PLATING :

TERMINAL :  
CONTACT AREA : (a) GOLD FLASH.  
(b) GL0D (Au), THICKNESS = 30 MICROINCH MINIMUM.  
/0.76 MICROMETER MINIMUM.

SOLDER TAIL : TIN-LEAD (Sn-Pb) ALLOY,  
THICKNESS= 75 MICROINCH MINIMUM .  
/1.9 MICROMETER MINIMUM.

UNDER PLATE : NICKEL (Ni), THICKNESS= 50 MICROINCH MINIMUM.  
/1.27 MICROMETER MINIMUM.

METAL SHELL :  
TIN-LEAD (Sn-Pb) ALLOY , THICKNESS= 100 MICROINCH MINIMUM.  
/2.54 MICROMETER MINIMUM.

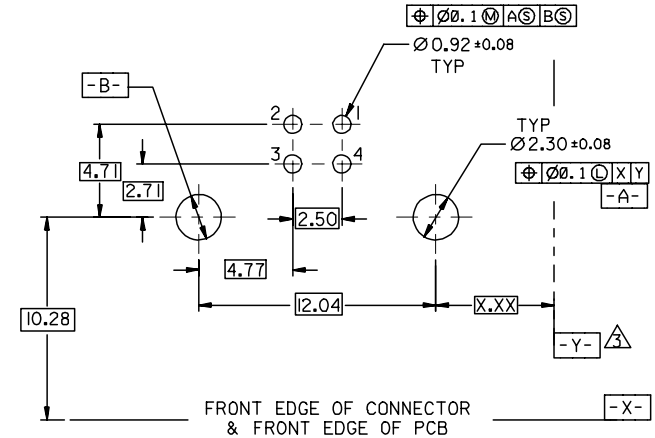
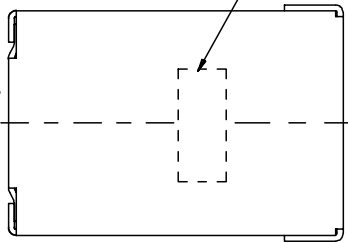
UNDER PLATE : NICKEL (Ni), THICKNESS= 50 MICROINCH MINIMUM.  
/1.27 MICROMETER MINIMUM.

△ DATUM AND BASIC DIMENSIONS ESTABLISHED BY CUSTOMER

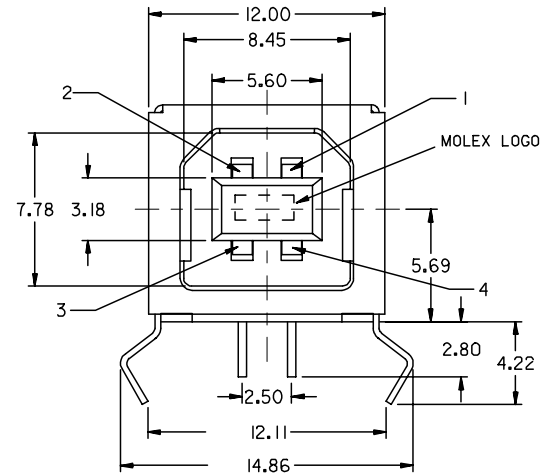
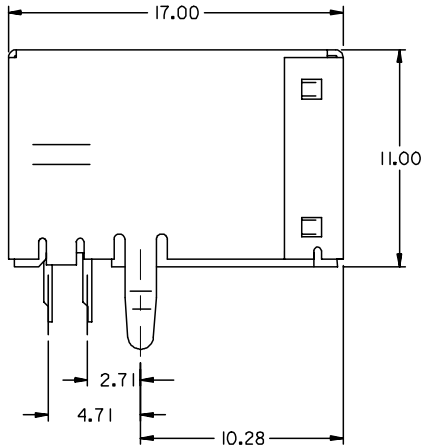
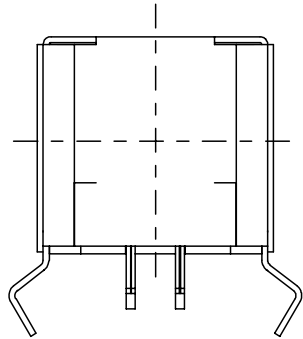
RECOMMENDED PCB THICKNESS : 1.60±0.05

4 PRODUCT SPECIFICATION : REFER TO PS-67998-0000

MOLEX ID OF MFG PLANT CODE



FRONT EDGE OF CONNECTOR & FRONT EDGE OF PCB  
RECOMMENDED PCB LAYOUT



PART NUMBER LEGEND:

67068- \* \*

- 0 : BLACK HOUSING
- 1 : WHITE HOUSING
- 0 : TRAY PACKAGING
- 1 : TUBE PACKAGING

0 \*

- 0 : GOLD FLASH
- 1 : 0.76 MICROMETER/30 MICROINCH GOLD
- 0 : KINK TYPE BOARD LOCK

REVISED	DESCRIPTION
EC NO: SH2006-0759	2006/10/26
DRWN: FANG05	2006/10/27
CHKD: HWANG	2006/11/14
APPR: JNCHEN	2006/11/14

QUALITY SYMBOLS	DESCRIPTION
▽=0	
▽C=0	

GENERAL TOLERANCES (UNLESS SPECIFIED)	
	mm INCH
4 PLACES	± --- ± ---
3 PLACES	± --- ± ---
2 PLACES	± 0.25 ± ---
1 PLACE	± 0.15 ± ---
ANGULAR ± 3 °	
DRAFT WHERE APPLICABLE MUST REMAIN WITHIN DIMENSIONS	

DIMENSION STYLE	
INCH ONLY	
DRAWN BY	DATE
VINCENT LIN	
CHECKED BY	DATE
APPROVED BY	DATE
MATERIAL NO.	DOCUMENT NO.
SEE TABLE	SDA-67068-****

SCALE	DESIGN UNITS	THIRD ANGLE PROJECTION
4:1	METRIC	
USB B TYPE CONNECTOR KINK TYPE BOARD LOCK		
MOLEX INCORPORATED		
SHEET NO.		1 OF 4
THIS DRAWING CONTAINS INFORMATION THAT IS PROPRIETARY TO MOLEX INCORPORATED AND SHOULD NOT BE USED WITHOUT WRITTEN PERMISSION		

9 8 7 6 5 4 3 2 1

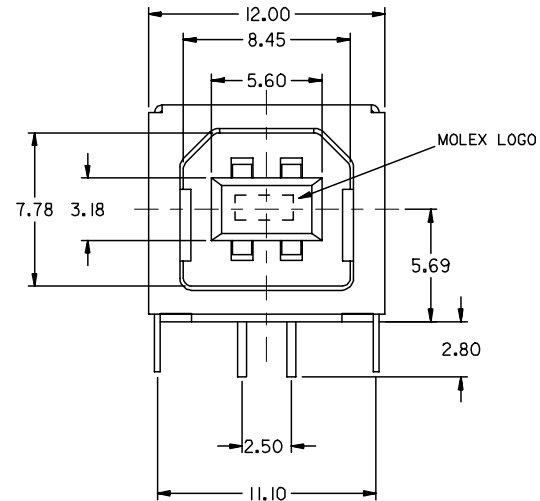
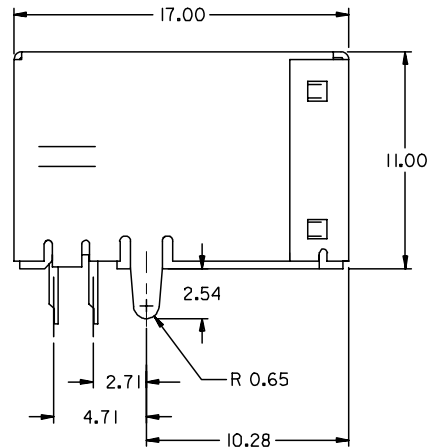
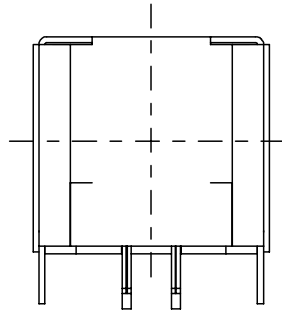
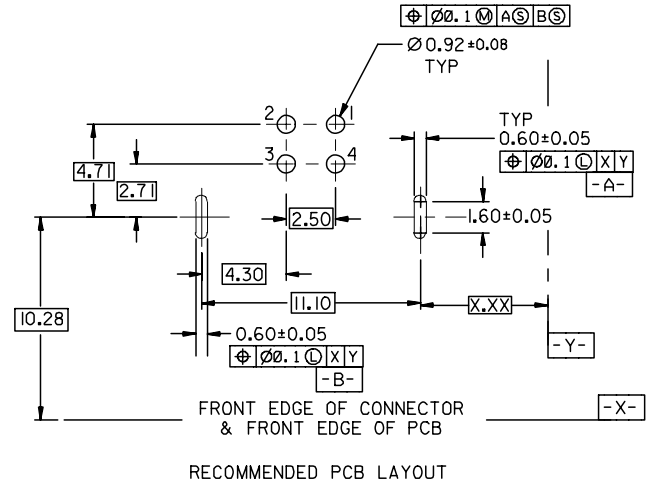
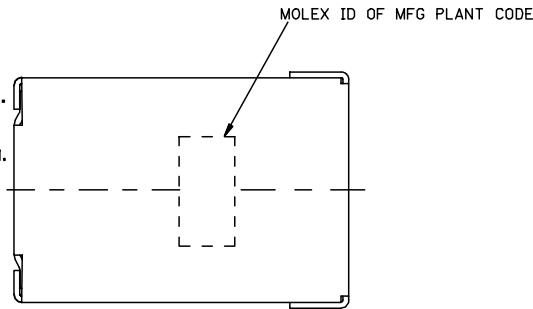
10 9 8 7 6 5 4 3 2 1

NOTES :

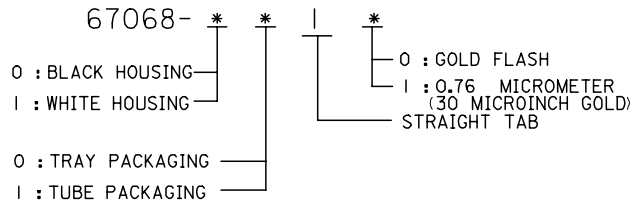
1. MATERIAL :  
 HOUSING : (a) HIGH TEMP. NYLON, GLASS FIBER FILLED, UL94V-0, COLOR: BLACK,  
 (b) POLYESTER, GLASS FIBER FILLED, UL94V-0, COLOR: WHITE.  
 TERMINAL : PHOSPHOR BRONZE  
 METAL SHELL : COPPER ALLOY

2. PLATING :  
 TERMINAL :  
 CONTACT AREA : (a) GOLD FLASH.  
 (b) GLOD (Au), THICKNESS = 30 MICROINCH MINIMUM.  
 /0.76 MICROMETER MINIMUM.  
 SOLDER TAIL : TIN-LEAD (Sn-Pb) ALLOY,  
 THICKNESS= 75 MICROINCH MINIMUM .  
 /1.9 MICROMETER MINIMUM.  
 UNDER PLATE : NICKEL (Ni), THICKNESS= 50 MICROINCH MINIMUM.  
 /1.27 MICROMETER MINIMUM.  
 METAL SHELL :  
 TIN-LEAD (Sn-Pb) ALLOY, THICKNESS= 100 MICROINCH MINIMUM.  
 /2.54 MICROMETER MINIMUM.  
 UNDER PLATE : NICKEL (Ni), THICKNESS= 50 MICROINCH MINIMUM.  
 /1.27 MICROMETER MINIMUM.

3 DATUM AND BASIC DIMENSIONS ESTABLISHED BY CUSTOMER  
 RECOMMENDED PCB THICKNESS : 1.60±0.05  
 4 PRODUCT SPECIFICATION : REFER TO PS-67998-0000



PART NUMBER LEGEND (EXCEPT 67068-1111&67068-0011):



REVISED	DESCRIPTION
EC NO: SH2006-0759	2006/10/26
DRWN: YANG05	2006/10/27
CHKD: HWANG	2006/10/27
APPR: INCHEH	2006/11/14
REV	

QUALITY SYMBOLS	▽=0
	△=0

GENERAL TOLERANCES (UNLESS SPECIFIED)	
	MM ONLY
4 PLACES	± --- ± ---
3 PLACES	± --- ± ---
2 PLACES	± 0.25 ± ---
1 PLACE	± 0.15 ± ---
ANGULAR ± 3 °	
DRAFT WHERE APPLICABLE MUST REMAIN WITHIN DIMENSIONS	

DIMENSION STYLE	
MM ONLY	
DRAWN BY	DATE
VINCENT	
CHECKED BY	DATE
APPROVED BY	DATE
MATERIAL NO.	DOCUMENT NO.
SEE LENEND	SDA-67068-****
SIZE A3	

SCALE	DESIGN UNITS	THIRD ANGLE PROJECTION
4:1	METRIC	
TITLE		
USB B TYPE CONNETOR KINK TYPE BOARD LOCK		
MOLEX INCORPORATED		
SHEET NO.		2 OF 4
THIS DRAWING CONTAINS INFORMATION THAT IS PROPRIETARY TO MOLEX INCORPORATED AND SHOULD NOT BE USED WITHOUT WRITTEN PERMISSION		

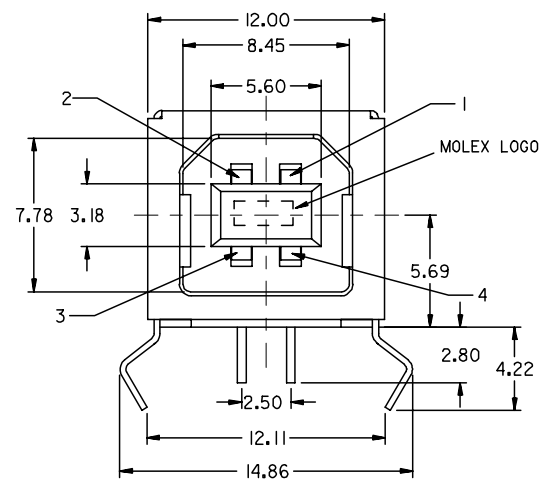
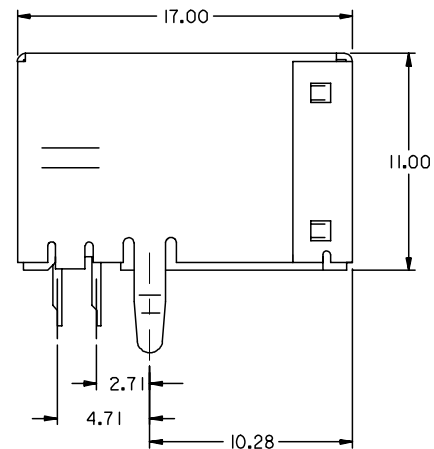
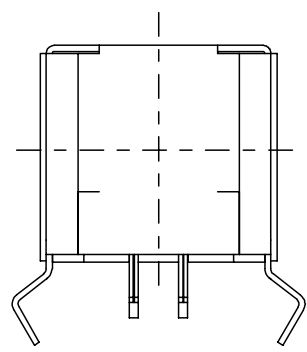
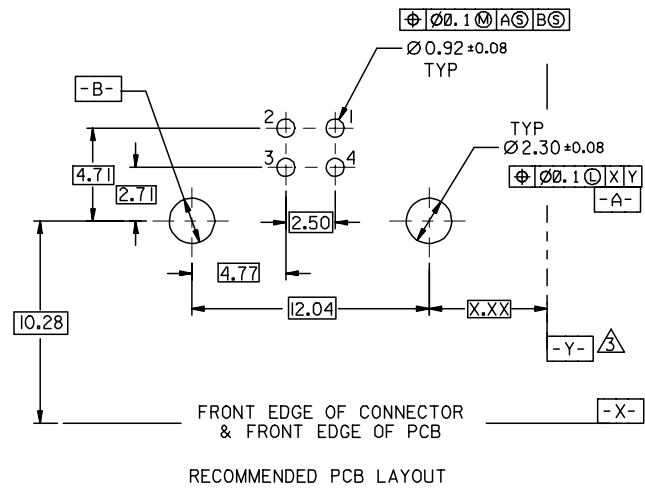
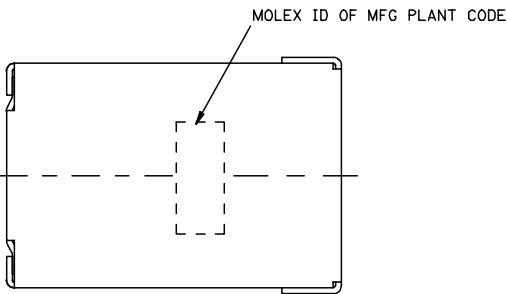
9 8 7 6 5 4 3 2 1

10 9 8 7 6 5 4 3 2 1

NOTES :  
 1. MATERIAL :  
 HOUSING : (a) HIGH TEMP. NYLON, GLASS FIBER FILLED,UL94V-0, COLOR: BLACK,

TERMINAL : PHOSPHOR BRONZE  
 METAL SHELL : COPPER ALLOY  
 2. PLATING :  
 TERMINAL :  
 CONTACT AREA : (a) GOLD FLASH,  
 (b) GLOD (Au), THICKNESS = 30 MICROMETER MINIMUM.  
 /0.76 MICROMETER MINIMUM.  
 SOLDER TAIL : TIN-LEAD (Sn-Pb) ALLOY,  
 THICKNESS= 75 MICROMETER MINIMUM .  
 /1.9 MICROMETER MINIMUM.  
 UNDER PLATE : NICKEL (Ni), THICKNESS= 50 MICROMETER MINIMUM.  
 METAL SHELL :  
 TIN(Sn) ALLOY , THICKNESS= 100 MICROMETER MINIMUM.  
 /2.54 MICROMETER MINIMUM.  
 UNDER PLATE : NICKEL (Ni), THICKNESS= 50 MICROMETER MINIMUM.  
 /1.27 MICROMETER MINIMUM.

△ DATUM AND BASIC DIMENSIONS ESTABLISHED BY CUSTOMER  
 RECOMMENDED PCB THICKNESS : 1.60±0.05  
 4 PRODUCT SPECIFICATION : REFER TO PS-67998-0000



PART NUMBER LEGEND:  
 67068- 2041

REVISED EC NO: SH2006-0759 DRWN:FYANG05 CHKD:HWANG APPR: JNCHEN 2006/10/26 2006/10/27 2006/11/14	QUALITY SYMBOLS ▽=0 ▽=0	GENERAL TOLERANCES (UNLESS SPECIFIED)		DIMENSION STYLE MM ONLY		SCALE 4:1	DESIGN UNITS METRIC	THIRD ANGLE PROJECTION			
		4 PLACES ± --- ± ---	3 PLACES ± --- ± ---	2 PLACES ± 0.25 ± ---	1 PLACE ± 0.25 ± ---	DRAWN BY VL IN	DATE	TITLE USB B TYPE CONNECTOR			
		ANGULAR ± 3 °				APPROVED BY	DATE	MOLEX INCORPORATED			
		DRAFT WHERE APPLICABLE MUST REMAIN WITHIN DIMENSIONS				MATERIAL NO.	DOCUMENT NO.	SHEET NO.		3 OF 4	

9 8 7 6 5 4 3 2 1

10 9 8 7 6 5 4 3 2 1

**NOTES :**

**1. MATERIAL :**

HOUSING : (a) HIGH TEMP. NYLON, GLASS FIBER FILLED, UL94V-0, COLOR: BLACK,

TERMINAL : PHOSPHOR BRONZE  
METAL SHELL : COPPER ALLOY

**2. PLATING :**

**TERMINAL :**

CONTACT AREA : (a) GOLD FLASH.

(b) GLOD (Au), THICKNESS = 30 MICROINCH MINIMUM.  
/0.76 MICROMETER MINIMUM.

SOLDER TAIL : TIN-LEAD (Sn-Pb) ALLOY,

THICKNESS= 75 MICROINCH MINIMUM .  
/1.9 MICROMETER MINIMUM.

UNDER PLATE : NICKEL (Ni), THICKNESS= 50 MICROINCH MINIMUM.

/1.27 MICROMETER MINIMUM.

**METAL SHELL :**

TIN(Sn) ALLOY , THICKNESS= 100 MICROINCH MINIMUM.

/2.54 MICROMETER MINIMUM.

UNDER PLATE : NICKEL (Ni), THICKNESS= 50 MICROINCH MINIMUM.

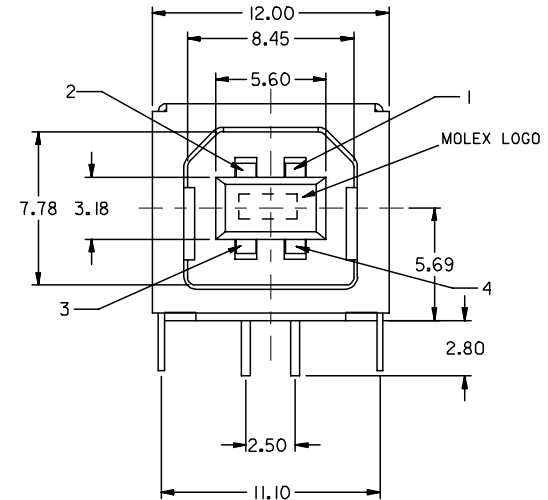
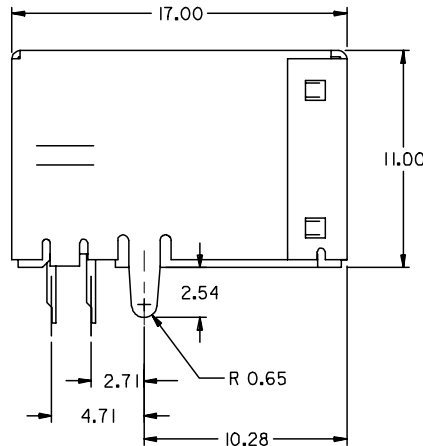
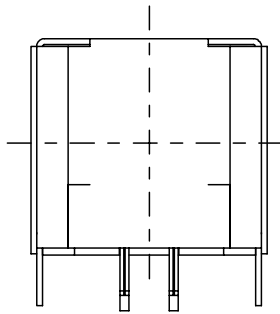
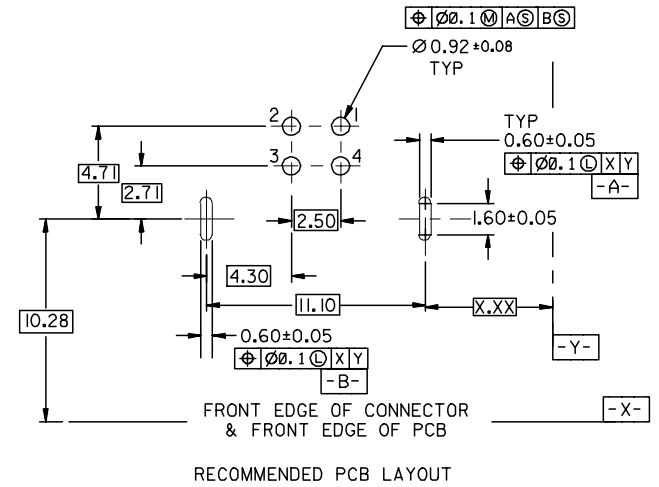
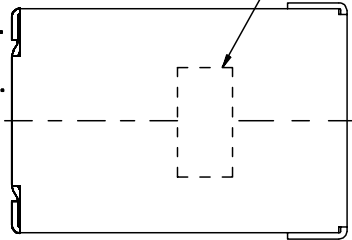
/1.27 MICROMETER MINIMUM.

**3 DATUM AND BASIC DIMENSIONS ESTABLISHED BY CUSTOMER**

RECOMMENDED PCB THICKNESS : 1.60±0.05

**4 PRODUCT SPECIFICATION : REFER TO PS-67998-0000**

MOLEX ID OF MFG PLANT CODE



**PART NUMBER LEGEND:**

67068- 2051

REVISED EC NO: SH2006-0759 DRWN: F YANG05 CHKD: HWANG APPR: JNCHEN 2006/10/27 2006/11/14	QUALITY SYMBOLS ▽=0 ▽C=0	GENERAL TOLERANCES (UNLESS SPECIFIED)		DIMENSION STYLE MM ONLY		SCALE 4:1	DESIGN UNITS METRIC	THIRD ANGLE PROJECTION			
		4 PLACES ± --- ± ---	3 PLACES ± --- ± ---	2 PLACES ± 0.25 ± ---	1 PLACE ± 0.25 ± ---	DRAWN BY VL IN	DATE	TITLE USB B TYPE CONNECTOR			
		ANGULAR ± 3 °				APPROVED BY	DATE	MOLEX INCORPORATED			
		DRAFT WHERE APPLICABLE MUST REMAIN WITHIN DIMENSIONS				MATERIAL NO.	DOCUMENT NO.	SHEET NO.		4 OF 4	

SIZE A3 THIS DRAWING CONTAINS INFORMATION THAT IS PROPRIETARY TO MOLEX INCORPORATED AND SHOULD NOT BE USED WITHOUT WRITTEN PERMISSION

9 8 7 6 5 4 3 2 1