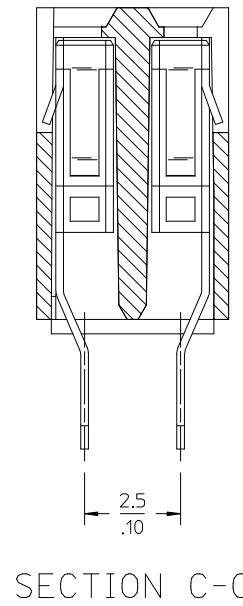
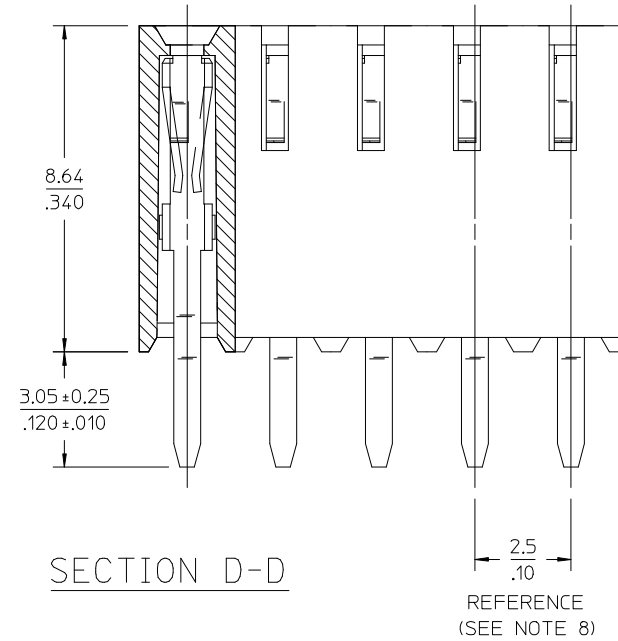
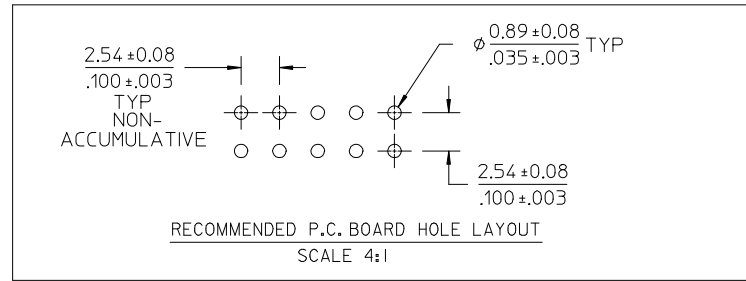
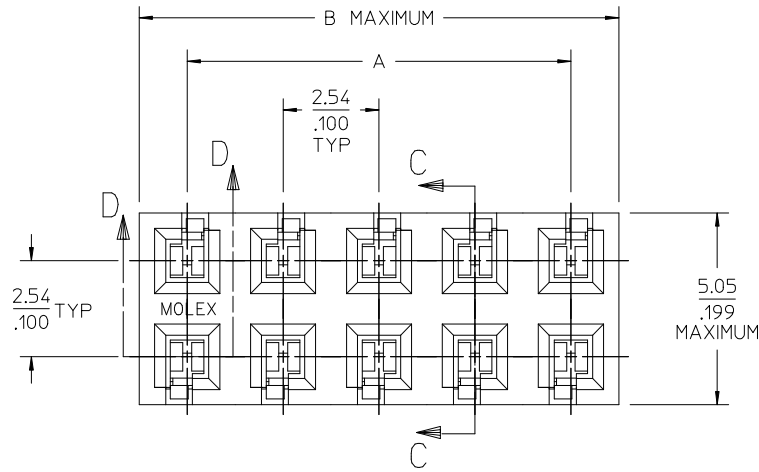


NOTES:

1. HOUSING MATERIAL: GLASS FILLED LIQUID CRYSTAL POLYMER, UL 94V-0, COLOR: BLACK.
TERMINAL MATERIAL: PHOSPHOR BRONZE
2. FINISHES: SEE CHART SHEET 2.
3. REFER TO PRODUCT SPECIFICATION PS-70181.
4. SEE SHEET 2 FOR CIRCUIT SIZES AND OVERALL DIMENSIONS.
5. PACKAGING IN TRAYS PER PK-70873-0660.
6. RECOMMENDED PCB THICKNESS 1.37-1.80/.054-.071.
7. PART COMPLIES WITH CLASS C REQUIREMENTS OF COSMETIC SPECIFICATION PS-45499-002.
8. THE DESIGN OF THIS CONNECTOR ALLOWS THE TERMINAL TAIL TO FLOAT (MOVE). BECAUSE OF THIS, THE 2.5/.10 DIMENSION SHALL BE FOR REFERENCE ONLY.



ADD REF & NOTE 8 EC NO: UCP2013-5567 DRWING:MORGAN 2013/07/25 CHKD:MPOFF 2013/07/25 APPR:SMILLER 2016/03/17	QUALITY SYMBOLS ∇=0 ∇=0 ∇=0	GENERAL TOLERANCES (UNLESS SPECIFIED)		DIMENSION STYLE		SCALE	DESIGN UNITS	THIRD ANGLE PROJECTION		
				MM/IN		10:1	INCH			
		4 PLACES	± ---	± ---	DRAWN BY	DATE	TITLE SALES VERTICAL MOUNT DUAL ROW HIGH TEMP .100 X .100 PC GRID molex			
		3 PLACES	± ---	± .005	CHECKED BY	DATE				
2 PLACES	± 0.13	± .01	APPROVED BY		DATE	DOCUMENT NO. SD-71850-001 SHEET NO. 1 OF 2				
1 PLACE	± 0.25	± ---	SMILLER		2011/10/04					
0 PLACE	±	±	MATERIAL NO.							
		ANGULAR ±1/2°		SEE TABLE						
		DRAFT WHERE APPLICABLE MUST REMAIN WITHIN DIMENSIONS		SIZE C		THIS DRAWING CONTAINS INFORMATION THAT IS PROPRIETARY TO MOLEX INCORPORATED AND SHOULD NOT BE USED WITHOUT WRITTEN PERMISSION				

CKT. SIZE		TERMINAL: 70172-0004 PLATING: TIN			TERMINAL: 70172-0006 PLATING: 15 GOLD			TERMINAL: 70172-0008 PLATING: 30 GOLD			DIM."A"		DIM."B"	
PER ROW	TOTAL	EDP NO	ENG NO	RELEASED FOR MANUFACTURING	EDP NO	ENG NO	RELEASED FOR MANUFACTURING	EDP NO	ENG NO	RELEASED FOR MANUFACTURING	INCH	MM	INCH	MM
2	4										.100	2,54	.199	5,05
3	6										.200	5,08	.299	7,59
4	8										.300	7,62	.399	10,13
5	10					71850-5808					.400	10,16	.499	12,67
6	12										.500	12,70	.599	15,21
7	14					71850-5814					.600	15,24	.699	17,75
8	16					71850-5816					.700	17,78	.799	20,29
9	18										.800	20,32	.899	22,83
10	20										.900	22,86	.999	25,37
11	22										1.000	25,40	1.099	27,91
12	24										1.100	27,94	1.199	30,45
13	26	71850-6826									1.200	30,48	1.299	32,99
14	28										1.300	33,02	1.399	35,53
15	30					71850-5830					1.400	35,56	1.499	38,07
16	32										1.500	38,10	1.599	40,61
17	34										1.600	40,64	1.699	43,15
18	36										1.700	43,18	1.799	45,69
19	38										1.800	45,72	1.899	48,23
20	40										1.900	48,26	1.999	50,77
21	42										2.000	50,80	2.099	53,31
22	44										2.100	53,34	2.199	55,85
23	46										2.200	55,88	2.299	58,39
24	48										2.300	58,42	2.399	60,93
25	50										2.400	60,96	2.499	63,47
26	52										2.500	63,50	2.599	66,01
27	54										2.600	66,04	2.699	68,55
28	56										2.700	68,58	2.799	71,09
29	58										2.800	71,12	2.899	73,63
30	60										2.900	73,66	2.999	76,17
31	62										3.000	76,20	3.099	78,71
32	64										3.100	78,74	3.199	81,25
33	66										3.200	81,28	3.299	83,79
34	68										3.300	83,82	3.399	86,33
35	70										3.400	86,36	3.499	88,87
36	72										3.500	88,90	3.599	91,41
37	74										3.600	91,44	3.699	93,95
38	76										3.700	93,98	3.799	96,49
39	78										3.800	96,52	3.899	99,03
40	80										3.900	99,06	3.999	101,57

PLATING PER ES-88-***

TIN -.000150 MINIMUM TIN OVERALL OVER .000050 MINIMUM NICKEL PLATE OVERALL.
 15 GOLD -.000015 MINIMUM GOLD PLATE IN SELECT AREA OVER .000050 NICKEL PLATE OVERALL WITH .000075 TIN PLATE IN SELECT AREA.
 30 GOLD -.000030 MINIMUM GOLD PLATE IN SELECT AREA OVER .000050 NICKEL PLATE OVERALL WITH .000075 TIN PLATE IN SELECT AREA

SEE SHEET 1 EC NO: UCP2013-5567 DRW:DMORGAN 2013/07/25 CHK:DMPOFF 2013/07/25 APPR:SMILLER 2016/03/17	QUALITY SYMBOLS	GENERAL TOLERANCES (UNLESS SPECIFIED)	DIMENSION STYLE	SCALE	DESIGN UNITS	THIRD ANGLE PROJECTION
	▽=0	mm INCH	MM/IN	1:1	INCH	
	▽=0	4 PLACES ± --- ± ---	DRAWN BY DATE	TITLE		
	▽=0	3 PLACES ± --- ± .005	RKADAMS 04/08/2005	SALES VERTICAL MOUNT DUAL ROW HIGH TEMP .100 X .100 PC GRID		
	▽=0	2 PLACES ± 0.13 ± .01	CHECKED BY DATE	molex		
	1 PLACE ± 0.25 ± ---	BBARKER 04/08/2005	SD-71850-001			
	0 PLACE ± ±	APPROVED BY DATE	SHEET NO. 2 OF 2			
		SMILLER 2011/10/04	THIS DRAWING CONTAINS INFORMATION THAT IS PROPRIETARY TO MOLEX INCORPORATED AND SHOULD NOT BE USED WITHOUT WRITTEN PERMISSION			
		MATERIAL NO.	DOCUMENT NO.			
		SEE TABLE				
		ANGULAR ±1/2°				
		DRAFT WHERE APPLICABLE MUST REMAIN WITHIN DIMENSIONS				