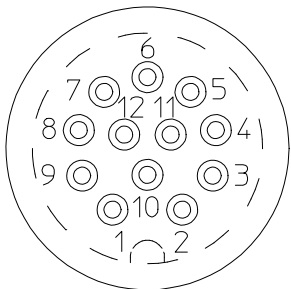


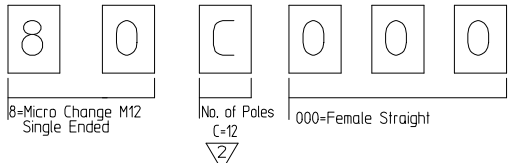
# M12 12 POLE FEMALE



VIEW FROM THE WIRES SIDE

Pn	Wire color
1	WHITE
2	BROWN
3	GREEN
4	YELLOW
5	GREY
6	PINK
7	BLUE
8	RED
9	BLACK
10	VIOLET
11	GREY/PINK
12	RED/BLUE

## KLUCZ - PART No MATRIX

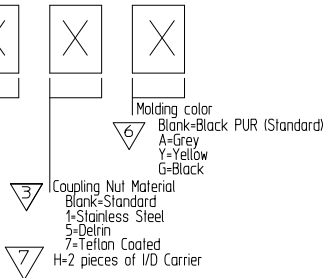


8-Micro Change M12 Single Ended  
 C-No. of Poles C=12  
 000=Female Straight

Cable Type H45 - PUR BK 12x0.14mm<sup>2</sup> UL/CSA

Unit M-Metres F-Feet C-Centimetre  
 Length 020=2 METRES 050=5 METRES 200=20 METRES

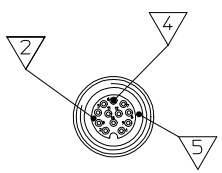
### OPTIONS



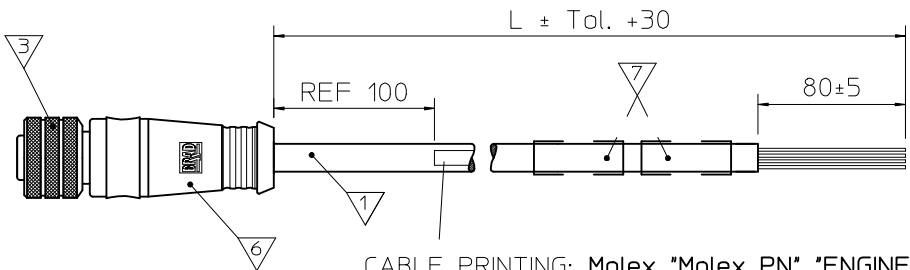
3 Coupling Nut Material  
 Blank=Standard  
 1=Stainless Steel  
 5=Delrin  
 7=Teflon Coated  
 H=2 pieces of I/D Carrier

6 Molding color  
 Blank=Black PUR (Standard)  
 A=Grey  
 Y=Yellow  
 G=Black

Over	Up to and including	Tolerance (+)
0	600	±10
600	1000	+30/-10
1000	5000	±25
5000	20000	±30
20000	-	±50



VIEW FROM THE FRONT SIDE



CABLE PRINTING: Molex "Molex PN" "ENGINEERING No." MXYW

Prod. date according to WN-00001  
 WHERE: YY-year, WW-week

### Bill of Materials

ITEM	QTY.	DESCRIPTION	MATERIAL	FINISH
7	2	ID CARRIER	SEE MATRIX	SEE MATRIX
6	-	MOLDING MATERIAL	SEE MATRIX	SEE MATRIX
5	1	O-RING	FPM	RED
4	12	CONTACT FEMALE	SEE MATRIX	SEE MATRIX
3	1	COUPLING NUT FEMALE M12	SEE MATRIX	SEE MATRIX
2	1	INSERT M12 FEMALE	SEE MATRIX	SEE MATRIX
1	-	CABLE 12x0.14mm <sup>2</sup>	PUR	BLACK

ORIGINAL RELEASE EC NO: IPG2016-0305 DRWN: AKONDRAC IUK 2015/08/13 CHKD: FGAIK 2015/08/27 APPR: MIWASIECZKO 2015/09/16	DESCRIPTION A	QUALITY SYMBOLS ▽=0 ▽=0	GENERAL TOLERANCES (UNLESS SPECIFIED)	DIMENSION STYLE MM ONLY	SCALE ---	DESIGN UNITS METRIC	THIRD ANGLE PROJECTION																		
			<table border="1"> <thead> <tr> <th></th> <th>mm</th> <th>INCH</th> </tr> </thead> <tbody> <tr><td>4 PLACES</td><td>± ---</td><td>± ---</td></tr> <tr><td>3 PLACES</td><td>± ---</td><td>± ---</td></tr> <tr><td>2 PLACES</td><td>± ---</td><td>± ---</td></tr> <tr><td>1 PLACE</td><td>± ---</td><td>± ---</td></tr> <tr><td>0 PLACE</td><td>± ---</td><td>± ---</td></tr> </tbody> </table>		mm	INCH	4 PLACES	± ---	± ---	3 PLACES	± ---	± ---	2 PLACES	± ---	± ---	1 PLACE	± ---	± ---	0 PLACE	± ---	± ---	DRAWN BY: AKONDRAC IUK DATE: 2015/08/13 CHECKED BY: FGAIK DATE: 2015/08/27 APPROVED BY: MIWASIECZKO DATE: 2015/09/16	TITLE: CSE M12 12P AC FE STR XM SE UNSH		
			mm	INCH																					
		4 PLACES	± ---	± ---																					
3 PLACES	± ---	± ---																							
2 PLACES	± ---	± ---																							
1 PLACE	± ---	± ---																							
0 PLACE	± ---	± ---																							
	ANGULAR ± 1 °	SEE MATRIX	MATERIAL NO. SD-120065-004		DOCUMENT NO. SD-120065-004	SHEET NO. 1 OF 1																			
	DRAFT WHERE APPLICABLE MUST REMAIN WITHIN DIMENSIONS		THIS DRAWING CONTAINS INFORMATION THAT IS PROPRIETARY TO MOLEX INCORPORATED AND SHOULD NOT BE USED WITHOUT WRITTEN PERMISSION																						