

CONNECTOR SPECIFICATION:

VOLTAGE RATING	250 VAC/VDC
AMPERAGE RATING	max. 4 AMPS
PROTECTION	IP67
OPERATING TEMPERATURE	-20°C TO 105°C
UL CERTIFICATIONS	UL RECOGNIZED, FILE NO. E152210
ASSEMBLY IS	RoHS COMPLIANT

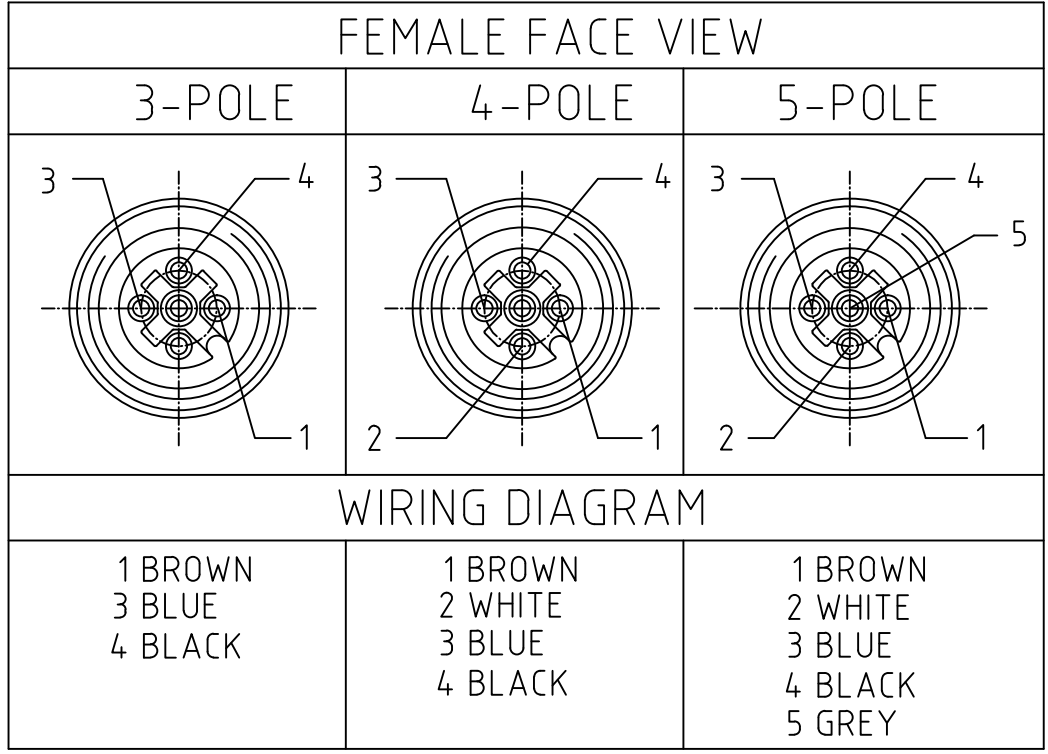
COMPONENT	MATERIAL	FINISH
LABEL	MYLAR	BLACK/YELLOW
O-RING	VITON	RED
COUPLER	BRASS	NICKEL PLATED
PIN CONTACT	COPPER ALLOY	GOLD OVER NICKEL
INSERT	NYLON	BLACK
OVERMOLD	PUR	YELLOW
CABLE- 22/3-5 (COPPER STRANDING) 3/4/5 CONDUCT. 300V	JACKET: PVC	JACKET: YELLOW

804000A09M003

No Pole
3-5 Pole

cable type
#22/3-5
PVC YELLOW

cable length
003----.3 Meters
010----1 Meter






UPDATED PIN ORIENTATION EC NO: IPG2015-0806 DRWN: GGUSTAFS 10/29/14 CHKD: BARDEN 2014/12/15 APPR: BWOODMAN 2010/01/25	QUALITY SYMBOLS	GENERAL TOLERANCES (UNLESS SPECIFIED)	DIMENSION STYLE	SCALE	DESIGN UNITS	THIRD ANGLE PROJECTION
	$\nabla = 0$ $\nabla C = 0$	mm INCH 4 PLACES ±--- ±--- 3 PLACES ±--- ±.005 2 PLACES ±.13 ±.010 1 PLACE ±.25 ±.020 ANGULAR ± .5 °	IN/MM	NTS	INCH	
		DRAFT WHERE APPLICABLE MUST REMAIN WITHIN DIMENSIONS	DRAWN BY DATE CHECKED BY DATE RE 2010/01/20 APPROVED BY DATE NSTAUDIG 2010/01/25	MICRO-CHANGE COERDSET 3/4/5-POL FEMALE STR SE 22/5 YELLOW PVC CABLE		
			MATERIAL NO. SEE TABLE SHEET 2	MOLEX INCORPORATED DOCUMENT NO. SD-120065-026		SHEET NO. 1 OF 2
	3			SIZE A3	THIS DRAWING CONTAINS INFORMATION THAT IS PROPRIETARY TO MOLEX INCORPORATED AND SHOULD NOT BE USED WITHOUT WRITTEN PERMISSION	

POL	MATERIAL NUMBER	ENGINEERING NUMBER	FINISHED LENGTH
3	1200650129	803000A09M020	6.56' +3.50" -0 [2.0M +88.9 -0]

POL	MATERIAL NUMBER	ENGINEERING NUMBER	FINISHED LENGTH
4	1200650251	804000A09M003	0.98' +0.75" -0 [0.3M +19.1 -0]
4	1200651508	804000A09M005	1.64' +1.75" -0 [0.5M +44.5 -0]
4	1200650252	804000A09M010	3.28' +2.19" -0 [1.0M +55.6 -0]
4	1200650255	804000A09M020	6.56' +3.50" -0 [2.0M +88.9 -0]
4	1200650259	804000A09M030	9.84' +3.50" -0 [3.0M +88.9 -0]
4	1200650261	804000A09M040	13.12' +6.50" -0 [4.0M +165.1 -0]
4	1200650265	804000A09M050	16.40' +6.50" -0 [5.0M +165.1 -0]
4	1200650268	804000A09M060	19.69' +6.50" -0 [6.0M +165.1 -0]
4	1200650270	804000A09M070	22.97' +6.50" -0 [7.0M +165.1 -0]
4	1200650275	804000A09M080	26.25' +12.50" -0 [8.0M +317.5 -0]
4	1200650276	804000A09M090	29.53' +12.50" -0 [9.0M +317.5 -0]
4	1200650277	804000A09M100	32.81' +12.50" -0 [10.0M +317.5 -0]
4	1200650285	804000A09M150	49.21' +24.50" -0 [15.0M +622.3 -0]
4	1200650289	804000A09M200	65.62' +24.50" -0 [20.0M +622.3 -0]
4	1200650293	804000A09M250	82.02' +24.50" -0 [25.0M +622.3 -0]
4	1200650295	804000A09M300	98.43' +24.50" -0 [30.0M +622.3 -0]

POL	MATERIAL NUMBER	ENGINEERING NUMBER	FINISHED LENGTH
5	1200650471	805000A09M020	6.56' +3.5" -0 (2.0M +89mm -0)
5	1200650476	805000A09M040	13.12' +6.5" -0 (4.0M +165mm -0)
5	1200650479	805000A09M050	16.40' +6.5" -0 (5.0M +165mm -0)
5	1200650483	805000A09M060	19.69' +6.5" -0 (6.0M +165mm -0)
5	1200650487	805000A09M100	32.81' +12.5" -0 (10.0M +318mm -0)

UPDATED PIN ORIENTATION EC NO.: IPG2015-0806 DRWN.: GGUSTAFS 10/29/14 CHKD.: BARDEN 2014/12/15 APPR.: BWOODMAN 2010/01/25	QUALITY SYMBOLS  = 0  = 0	GENERAL TOLERANCES (UNLESS SPECIFIED)		DIMENSION STYLE IN/MM	SCALE NTS	DESIGN UNITS INCH	 THIRD ANGLE PROJECTION
		4 PLACES ±--- ±--- 3 PLACES ±--- ±.005 2 PLACES ±.13 ±.010 1 PLACE ±.25 ±.020 ANGULAR ± .5 °	mm INCH	DRAWN BY DATE ---	MICRO-CHANGE COERDSET 3/4/5-POL FEMALE STR SE 22/5 YELLOW PVC CABLE		
		DRAFT WHERE APPLICABLE MUST REMAIN WITHIN DIMENSIONS	SEE TABLE	CHECKED BY DATE RE 2010/01/20 APPROVED BY DATE NSTAUDIG 2010/01/25	MOLEX INCORPORATED DOCUMENT NO. SD-120065-026 SHEET NO. 2 OF 2		
3	REV	THIS DRAWING CONTAINS INFORMATION THAT IS PROPRIETARY TO MOLEX INCORPORATED AND SHOULD NOT BE USED WITHOUT WRITTEN PERMISSION		SIZE A3			