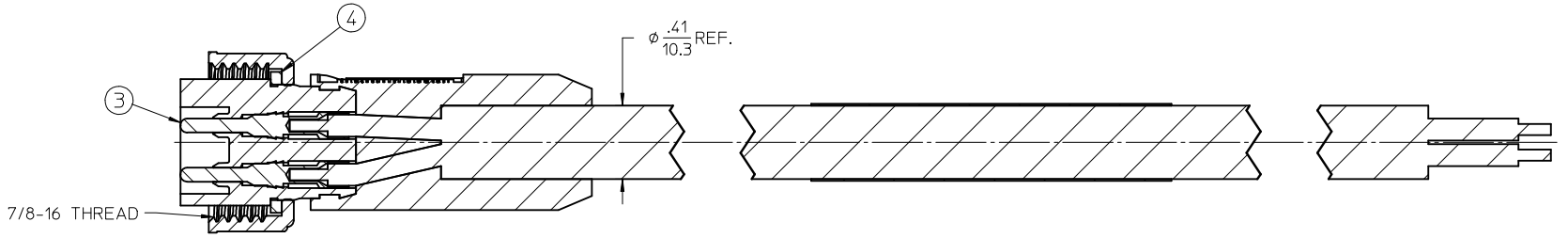
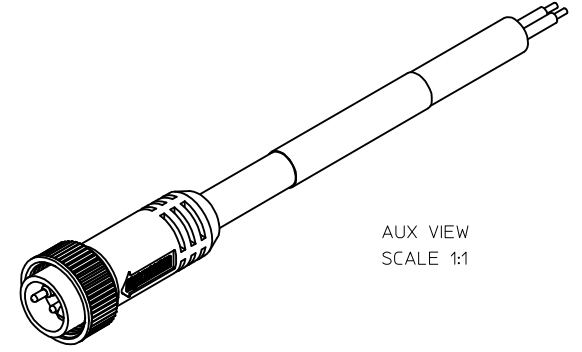


PART NUMBER	ENGINEERING NO.	LENGTH
1300060156	102002A01F030	3' +1.75 - 0 [0.9M +44.5 - 0]
1300060159	102002A01F060	6' +2.19 - 0 [1.8M +55.6 - 0]
1300060162	102002A01F120	12' +3.50 - 0 [3.7M +88.9 - 0]
1300060168	102002A01F200	20' +6.50 - 0 [6.1M +165.1 - 0]

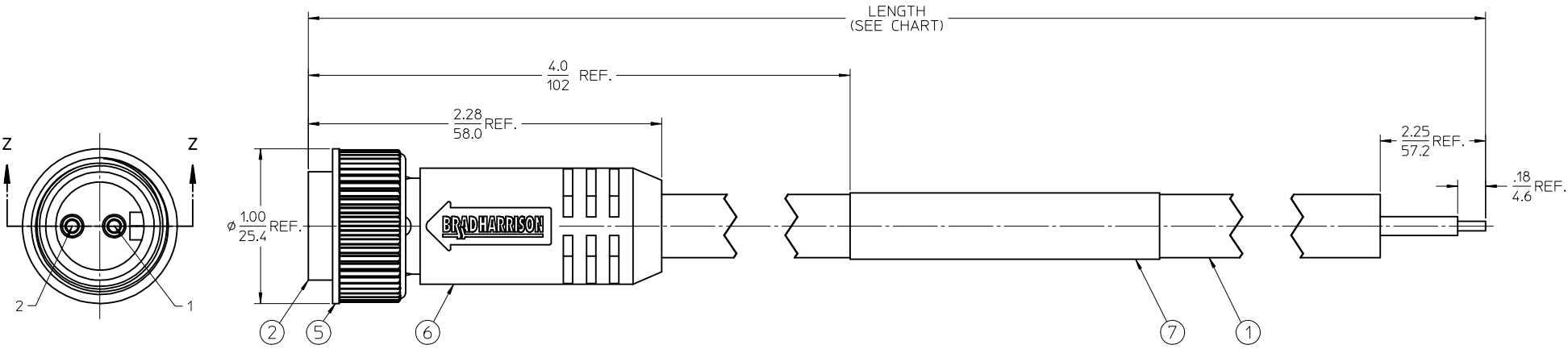
- NOTES:
1. MATERIAL: SEE TABLE
 2. FINISHES: SEE TABLE
 3. CABLE ASSEMBLIES ARE BAGGED SEPARATELY IN POLY BAGS WITH BARCODE LABEL ATTACHED TO OUTSIDE OF BAG
 4. WRAP LABEL IS MARKED WITH P/N, DATE CODE VOLTAGE & AMPERAGE
 5. MATES WITH: MINI CHANGE, A-SIZE 2 POLE RECEPTACLE
 6. ELECTRICAL SPECIFICATIONS:
VOLTAGE RATING: 600V
CURRENT RATING: 13 AMPS
 7. ASSEMBLY IS RoHS COMPLIANT



WIRING DIAGRAM



Section Z-Z



ITEM	QTY.	DESCRIPTION	MATERIAL	FINISH
7	1	LABEL	PLASTIC FILM	BLACK/YELLOW
6	1	OVERMOLD, STRAIGHT	PVC	YELLOW
5	1	COUPLING NUT, FEMALE	ZINC DIE CAST	BLACK
4	1	FRICION RING	NYLON	WHITE
3	2	CONTACT PIN, 16 AWG	BRASS	GOLD PLATED
2	1	INSERT, MALE, 2 POLE	PVC	YELLOW
1	1	CABLE, ST00W/ST #16/2	PVC JACKET	GRAY

PURCHASING DRAWING
 EC NO: WNA2009-0810
 DRWNL:HARTMANN 2009/06/05
 CHKDR:STONE
 APPR:JFMURPHY 2009/08/17

QUALITY SYMBOLS
 ▽=0
 ▽=0

GENERAL TOLERANCES (UNLESS SPECIFIED)

	mm	INCH
4 PLACES	± .005	± .0005
3 PLACES	± .005	± .0005
2 PLACES	± .010	± .0010
1 PLACE	± .020	± .0020

ANGULAR ±1/2°

DRAFT WHERE APPLICABLE MUST REMAIN WITHIN DIMENSIONS

DIMENSION STYLE
 IN/MM

SCALE
 2:1

DESIGN UNITS
 INCH

THIRD ANGLE PROJECTION

DRAWN BY DATE
 LHARTMANN 2009/06/05

CHECKED BY DATE
 RSTONE 2009/06/08

APPROVED BY DATE
 JFMURPHY 2009/06/08

MATERIAL NO.
SEE CHART

SIZE
 C

MOLEX INCORPORATED

DOCUMENT NO.
 SD-130006-002

SHEET NO.
 1 OF 1

THIS DRAWING CONTAINS INFORMATION THAT IS PROPRIETARY TO MOLEX INCORPORATED AND SHOULD NOT BE USED WITHOUT WRITTEN PERMISSION