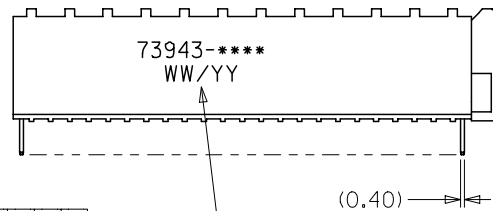
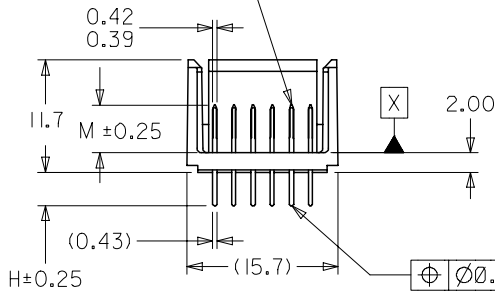
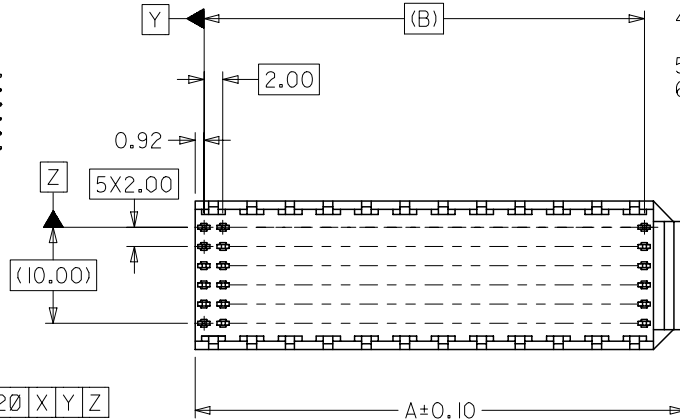
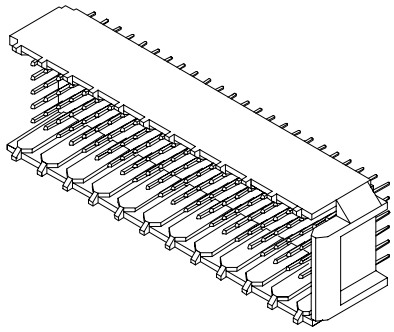
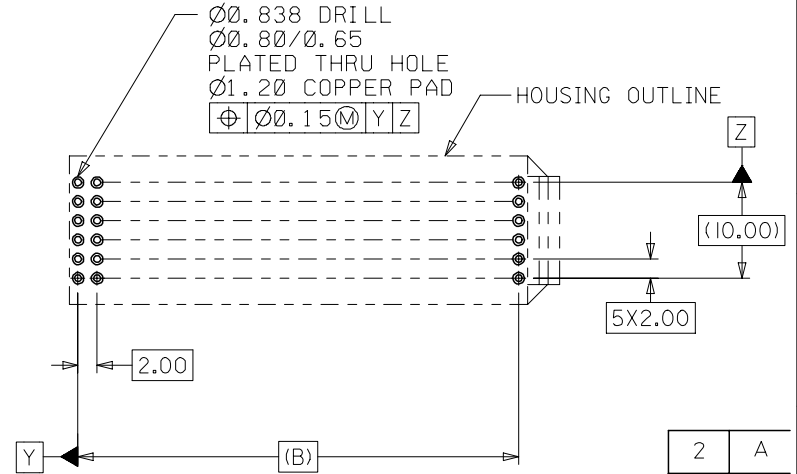


NOTES:

1. MATERIALS: HOUSING--LIQUID CRYSTAL POLYMER (LCP), GLASS FILLED, UL94V-0, COLOR: BLACK, TERMINAL: PHOSPHOR BRONZE.
2. FINISH: 0.75 MICROMETERS MINIMUM SELECTIVE GOLD (Au) IN MATING AREA 2.50 MICROMETERS MINIMUM SELECTIVE TIN (Sn) IN TAIL AREA NICKEL (Ni) UNDERPLATE OVERALL.
3. THIS PART CONFORMS TO MOLEX PRODUCT SPECIFICATION PS-73670-9999.
4. FOR MIXED CONTACT MATING LENGTHS, CONSULT FACTORY FOR AVAILABILITY.
5. PACKAGE PER PK-70873-0818.
6. PARTS MARKED WITH PART NUMBER AND DATE CODE, ON EITHER SIDE, APPROXIMATELY WHERE SHOWN.



SEE NOTE 6



PCB LAYOUT: COMPONENT SIDE
RECOMMENDED PCB THICKNESS: 2.50 MIN

| | |
|-----|-----|
| 2 | A |
| 1 | G |
| SHT | REV |

| | | | | | | | | | | | | | | | | | | | | | | | |
|---|---|--|-------|----|------|----------|-------|-------|----------|-------|-------|----------|--------|-------|---------|--------|-------|---------------|--|--|---|--|---|
| MODIFY FINISH NOTE EC NO: UCP2007-2259 DRWN:MSIBARRA 2007/03/13 CHKD:BBARKER 2007/03/21 APPR:SMILLER 2007/03/22 | QUALITY SYMBOLS ▽=0 ▽=0 | GENERAL TOLERANCES (UNLESS SPECIFIED) <table border="1"> <tr> <td></td> <td>mm</td> <td>INCH</td> </tr> <tr> <td>4 PLACES</td> <td>± ---</td> <td>± ---</td> </tr> <tr> <td>3 PLACES</td> <td>± ---</td> <td>± ---</td> </tr> <tr> <td>2 PLACES</td> <td>± 0.05</td> <td>± ---</td> </tr> <tr> <td>1 PLACE</td> <td>± 0.10</td> <td>± ---</td> </tr> <tr> <td colspan="3">ANGULAR ±1/2°</td> </tr> </table> | | mm | INCH | 4 PLACES | ± --- | ± --- | 3 PLACES | ± --- | ± --- | 2 PLACES | ± 0.05 | ± --- | 1 PLACE | ± 0.10 | ± --- | ANGULAR ±1/2° | | | DIMENSION STYLE MM ONLY DRAWN BY: JB INGHAM DATE: 1998/01/13 CHECKED BY: SREED DATE: 1998/01/13 APPROVED BY: CBIXLER DATE: 1998/01/13 | SCALE: 2:1 DESIGN UNITS: METRIC THIRD ANGLE PROJECTION | TITLE: SALES ASSY HDM BACKPLANE END WALL OPTION SOLDER TAIL VERSION MOLEX INCORPORATED |
| | | mm | INCH | | | | | | | | | | | | | | | | | | | | |
| | 4 PLACES | ± --- | ± --- | | | | | | | | | | | | | | | | | | | | |
| | 3 PLACES | ± --- | ± --- | | | | | | | | | | | | | | | | | | | | |
| 2 PLACES | ± 0.05 | ± --- | | | | | | | | | | | | | | | | | | | | | |
| 1 PLACE | ± 0.10 | ± --- | | | | | | | | | | | | | | | | | | | | | |
| ANGULAR ±1/2° | | | | | | | | | | | | | | | | | | | | | | | |
| DRAFT WHERE APPLICABLE MUST REMAIN WITHIN DIMENSIONS | MATERIAL NO.: SEE CHART DOCUMENT NO.: SD-73943-001 | SHEET NO.: 1 OF 2 | | | | | | | | | | | | | | | | | | | | | |
| THIS DRAWING CONTAINS INFORMATION THAT IS PROPRIETARY TO MOLEX INCORPORATED AND SHOULD NOT BE USED WITHOUT WRITTEN PERMISSION | | | | | | | | | | | | | | | | | | | | | | | |

MATERIAL NUMBER ASSIGNMENT

73943-* * 0 0

| NUMBER | CIRCUIT SIZE | DIM "A" | DIM "B" | DIM "H" |
|--------|--------------|---------|---------|---------|
| 0 | 72 | 27.6 | 22.00 | 2.0 |
| 1 | 144 | 51.6 | 46.00 | 2.0 |
| 2 | 72 | 27.6 | 22.00 | 2.5 |
| 3 | 144 | 51.6 | 46.00 | 2.5 |
| 4 | 72 | 27.6 | 22.00 | 3.0 |
| 5 | 144 | 51.6 | 46.00 | 3.0 |
| 6 | 72 | 27.6 | 22.00 | 3.5 |
| 7 | 144 | 51.6 | 46.00 | 3.5 |

| NUMBER | DIM "M" |
|--------|---------|
| 0 | 5.0 |
| 1 | 5.5 |
| 2 | 6.0 |

| | | | | | | | |
|---|--|---|---|--|--|-----------------------------|------------|
| SEE SHEET 1 EC No. U81577 DRWN:JBINGHAM 98/02/03 CHK: REED 98/02/03 APPR:CBIXLER 98/02/03 | QUALITY SYMBOLS MAJOR = 0 CRITICAL = 0 | GENERAL TOLERANCES: (UNLESS SPECIFIED) | SCALE NO: NE | DESIGN UNITS <input checked="" type="checkbox"/> mm <input type="checkbox"/> INCH | DIMENSIONS: <input type="checkbox"/> mm INCH <input type="checkbox"/> INCH mm <input checked="" type="checkbox"/> mm ONLY | THIRD ANGLE PROJECTION | SHT REV |
| | | DRAWN BY & DATE JBINGHAM 98/01/13 | TITLE: SALES ASS'Y, HDM BACKPLANE END WALL OPTION SOLDER TAIL VERSION | | CHECKED BY & DATE SREED 98/01/13 | | |
| | | APPROVED BY & DATE CBIXLER 98/01/13 | | | REVISE ON CAD ONLY | | |
| | | ANGLUAR: ± ° | CAD FILENAME S73943X2.DGN | MATERIAL NO. SEE CHART | | DRAWING NO. SD-73943-001 | |
| DRAFT WHERE APPLICABLE MUST REMAIN WITHIN DIMENSIONS | | THIS DRAWING CONTAINS INFORMATION THAT IS PROPRIETARY TO MOLEX INCORPORATED AND SHOULD NOT BE USED WITHOUT WRITTEN PERMISSION. | | | | | SIZE B |