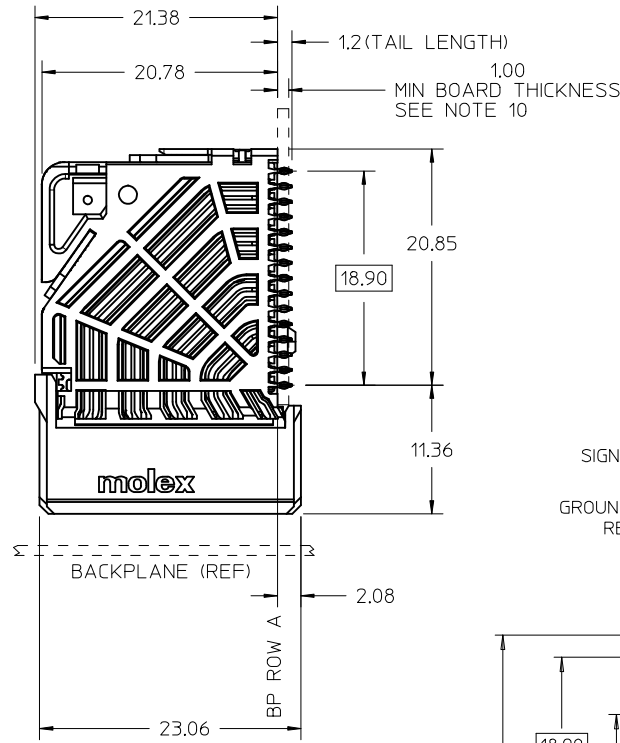
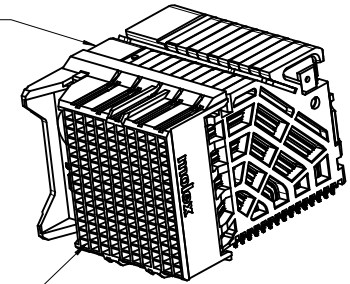


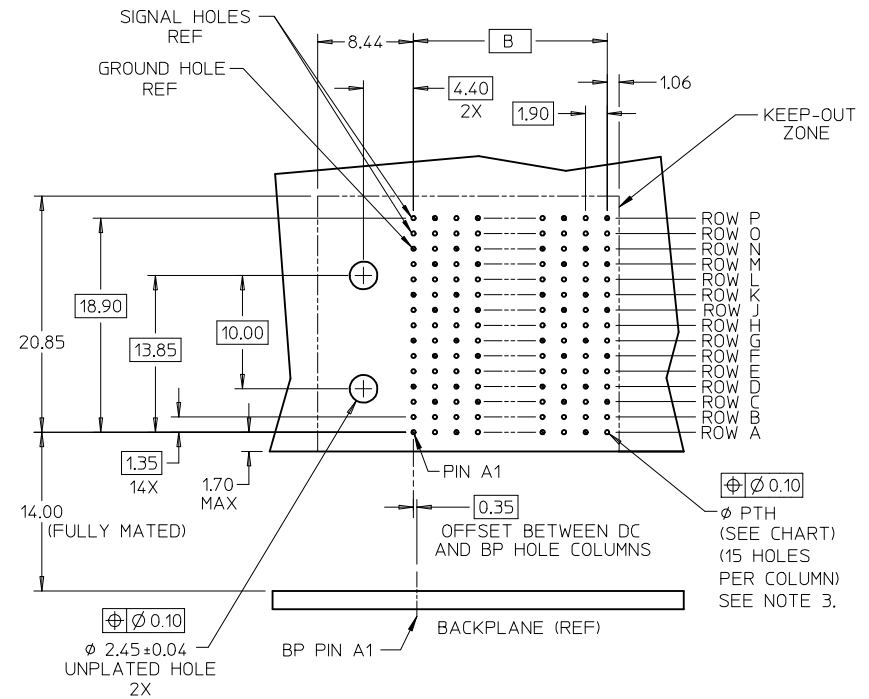
KEY SHOWN IN POSITION "A"



SEE NOTE 9



PIN A1



DAUGHTERCARD HOLE PATTERN (CONNECTOR SIDE)

NOTES:

1. MATERIALS: HOUSING - LIQUID CRYSTAL POLYMER (LCP), GLASS-FILLED, UL94V-0 TERMINALS - HIGH PERFORMANCE COPPER ALLOY
2. FINISH: 30μN MIN SELECTIVE GOLD IN CONTACT AREA, SELECTIVE TIN ON PCB TAILS, NICKEL OVERALL.
3. REFER TO MOLEX PRODUCT SPEC PS-76060-999 FOR PERFORMANCE SPECIFICATIONS AND ADDITIONAL PCB INFORMATION.
4. EACH SIGNAL WAFER CONTAINS 2 COLUMNS OF TERMINALS.
5. PRODUCT IS PACKAGED PER PK-70873-611.
6. THIS PART CONFORMS TO CLASS B REQUIREMENTS OF COSMETIC SPEC PS-45499-002.
7. REFER TO MOLEX SALES DRAWING SD-76055-002 FOR THE MATING HEADERS.
8. REFER TO MOLEX PCB MOUNTING GUIDE AS-76060-990 FOR ANTIPAD AND ROUTING RECOMMENDATIONS.
9. PART NUMBER 76060-3120 SHOWN ON DRAWING. KEYING FEATURES WILL CHANGE WITH COLUMN SIZE.
10. MINIMUM BOARD THICKNESS IS 1.00 mm FOR COMPLIANT PIN FUNCTIONALITY.
11. WHEN USING MOLEX SUPPLIED #2-32 SCREW 73726-0000 (9.50mm ±0.38 THREADABLE SCREW LENGTH), THE MAXIMUM BOARD THICKNESS IS 4.4mm.

UPD TO ENHANCED EC NO: UCP2015-3161 DRWN: GONZALEZ01 2015/02/04 CHKD: APPR: TELO 2015/02/09	QUALITY SYMBOLS	GENERAL TOLERANCES (UNLESS SPECIFIED)	DIMENSION STYLE	SCALE	DESIGN UNITS	THIRD ANGLE PROJECTION
	▽=0	mm INCH	MM ONLY	3:1	METRIC	
	▽=0	4 PLACES ± --- ± ---	DRAWN BY DATE	TITLE		
	▽=0	3 PLACES ± --- ± ---	CHECKED BY DATE	IMPACT 100 OHM DC 5 PAIR SIGNAL MODULE GUIDE LEFT SALES DWG		
	2 PLACES ± 0.13 ± ---	APPROVED BY DATE	DOCUMENT NO.			SHEET NO.
	1 PLACE ± 0.25 ± ---	JLAURX 2010/11/09	SD-76060-002			1 OF 2
	0 PLACE ± ±	MATERIAL NO.	SEE CHART			
	ANGULAR ±1/2°		THIS DRAWING CONTAINS INFORMATION THAT IS PROPRIETARY TO MOLEX INCORPORATED AND SHOULD NOT BE USED WITHOUT WRITTEN PERMISSION			

MATERIAL NUMBER	# OF COLUMNS	# OF DIFF PAIR	DIM "A" MAX	DIM "B"	PTH ϕ
76060-***0	10	50	26.60	17.10	0.46 ±0.05
76060-***2	12	60	30.40	20.90	
76060-***4	14	70	34.20	24.70	
76060-***6	16	80	38.00	28.50	0.39 ±0.05
76060-***0	10	50	26.60	17.10	
76060-***2	12	60	30.40	20.90	
76060-***4	14	70	34.20	24.70	
76060-***6	16	80	38.00	28.50	

76060-****

MODULE & TAIL PLATING TYPE
3 = LEFT GUIDED LEAD-FREE

POLARIZATION KEY ORIENTATION

- 0 = NO KEY
 1 = A 5 = E
 2 = B 6 = F
 3 = C 7 = G
 4 = D 8 = H

OF COLUMNS

- 10 = 10 COL 0.46 PTH
 12 = 12 COL 0.46 PTH
 14 = 14 COL 0.46 PTH
 16 = 16 COL 0.46 PTH
 20 = 10 COL 0.39 PTH
 22 = 12 COL 0.39 PTH
 24 = 14 COL 0.39 PTH
 26 = 16 COL 0.39 PTH

SEE SHEET 1 EC NO: UCP2015-3161 DRWN: GONZALEZ01 2015/02/04 CHKD: APPR: TELO 2015/02/09	QUALITY SYMBOLS	GENERAL TOLERANCES (UNLESS SPECIFIED)	DIMENSION STYLE	SCALE	DESIGN UNITS	THIRD ANGLE PROJECTION
	$\nabla = 0$	mm INCH	MM ONLY	3:1	METRIC	
	$\nabla = 0$	4 PLACES ± --- ± ---	DRAWN BY DATE	TITLE IMPACT 100 OHM DC 5 PAIR SIGNAL MODULE GUIDE LEFT SALES DWG molex		
	$\nabla = 0$	3 PLACES ± --- ± ---	CHECKED BY DATE			
	$\nabla = 0$	2 PLACES ± 0.13 ± ---	TELO 2008/06/10			
$\nabla = 0$	1 PLACE ± 0.25 ± ---	APPROVED BY DATE				
	0 PLACE ± ±	JLAURX 2010/11/09	MATERIAL NO.	DOCUMENT NO.	SHEET NO.	
	ANGULAR ±1/2°	DRAFT WHERE APPLICABLE MUST REMAIN WITHIN DIMENSIONS	SEE CHART	SD-76060-002	2 OF 2	
			THIS DRAWING CONTAINS INFORMATION THAT IS PROPRIETARY TO MOLEX INCORPORATED AND SHOULD NOT BE USED WITHOUT WRITTEN PERMISSION			