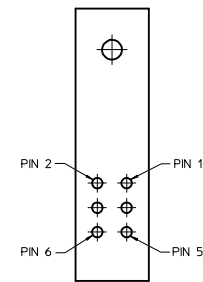
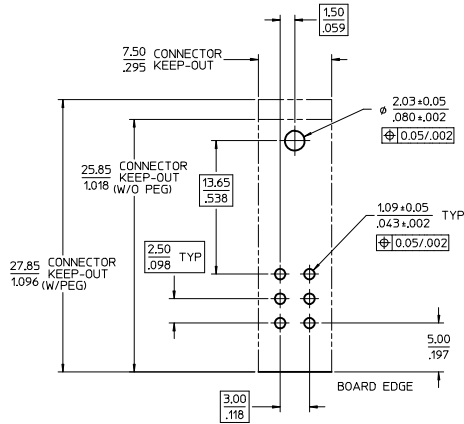
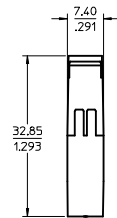
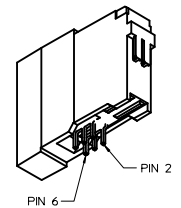
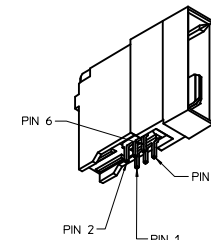


PART NUMBER	DESCRIPTION	DIM "A" PC TAIL LENGTH	PLATING
75561-5100	SHORT PC TAIL - NO PEG	3.077,121	30µ INCH MIN SELECT HARD GOLD IN CONTACT AREA WITH 100µ INCH MIN SELECT TIN IN TAIL AREA OVER 50µ INCH MIN NICKEL OVERALL
75561-5101	LONG PC TAIL - NO PEG	3.811,150	
75561-1510	SHORT PC TAIL - PEG	3.077,121	30µ INCH MIN SELECT HARD GOLD IN CONTACT AREA WITH 100µ INCH MIN SELECT TIN IN TAIL AREA OVER 50µ INCH MIN NICKEL OVERALL
75561-1511	LONG PC TAIL - PEG	3.811,150	

- NOTES:
1. MATERIALS:
- HOUSING: 30% GLASS FILLED, LCP 94V-0, COLOR: BLACK
- TERMINALS: COPPER ALLOY
PLATING: PER ES-88 - SEE CHART
 2. SEE CHART FOR REFERENCE DOCUMENTS
 3. PLUG MATES WITH RECEPTACLE ASSEMBLIES: 75545-5100 & 75545-5101
 4. MODULE IS DESIGNED FOR SOLDERING TO THE PCB
 5. MODULE ASSEMBLY IS RoHS COMPLIANT
 6. GATHERABILITY: +0.65/.026 X-DIRECTION
+1.30/.051 Y-DIRECTION

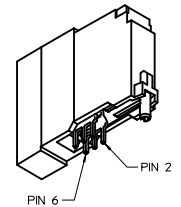
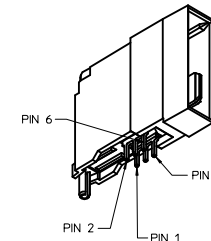


PINOUT DETAIL
SCALE: 4:1

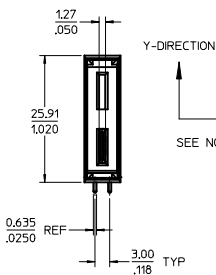


75561-5100 SHOWN
(W/O PEG)

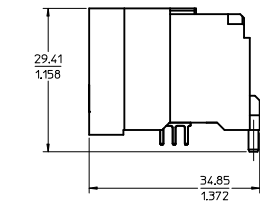
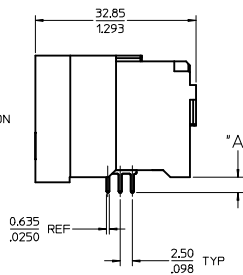
PCB LAYOUT
SCALE: 4:1



75561-1510 SHOWN
(W/PEG)



75561-5*** SHOWN
(W/O PEG)



SAME AS 75561-5***
EXCEPT AS SHOWN

REFERENCE DOCUMENTS	
PS-75431-999	PRODUCT SPECIFICATION: PERFORMANCE AND RATINGS
SD-75555-***	FINAL ASSEMBLY CONFIGURATION DRAWING

QUALITY SYMBOLS	GENERAL TOLERANCES (UNLESS SPECIFIED)		DIMENSION STYLE	SCALE	DESIGN UNITS	THIRD ANGLE PROJECTION
	mm	INCH	MM/IN	2:1	METRIC	
▽=0	4 PLACES ±---	±---	DRAWN BY	DATE	TITLE	
▽=0	3 PLACES ±---	±.008	ADRNATNOL	2005/04/19	POWERMASS 40 AMP MODULE, PLUG LOWER	
▽=0	2 PLACES ±0.20	±.013	CHECKED BY	DATE	MOLEX INCORPORATED	
	1 PLACE ±0.33	±---	MDATA	2005/04/19	DOCUMENT NO.	
	ANGULAR ±1/2°		APPROVED BY	DATE	SD-75561-101	
	DRAFT WHERE APPLICABLE MUST REMAIN WITHIN DIMENSIONS		APATEL	2005/04/19	SHEET NO. 1 OF 1	
	SIZE		SEE CHART	THIS DRAWING CONTAINS INFORMATION THAT IS PROPRIETARY TO MOLEX INCORPORATED AND SHOULD NOT BE USED WITHOUT WRITTEN PERMISSION		