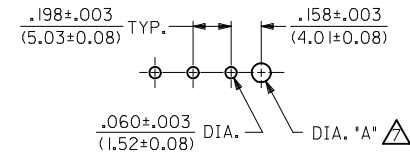
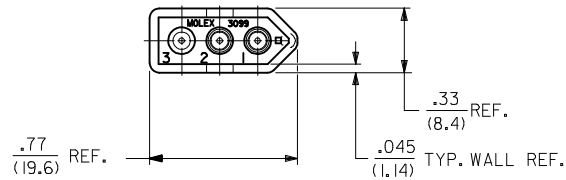
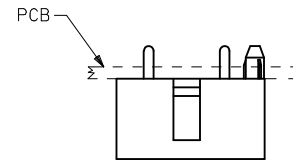
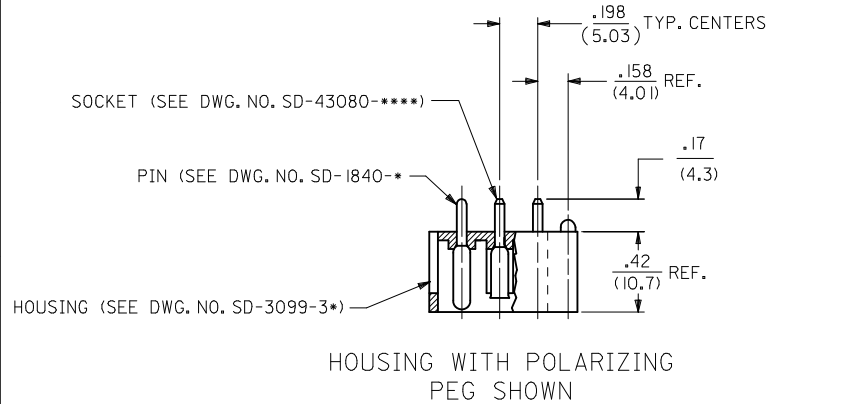


PART NO..	ENG. NUMBER	TERMINAL LOCATION (SEE CHART)	MAT'L	PEG TYPE	PLATING (SEE CHART)	DIA. "A"
10-18-1031	A-3099-P3	A	V-0	POLARIZING	B	$.100 \pm .005$ (2.54 ± 0.13)
10-18-1032	A-3099-P3I	B		POLARIZING		
10-18-1033	A-3099-P3A	C		POLARIZING		
10-18-1034	A-3099-P3B	D		POLARIZING		
10-18-1035	A-3099-P3C	E		POLARIZING		
10-18-1036	A-3099-P3D	F		POLARIZING		
10-18-1037	A-3099-P3H	G		POLARIZING		
10-18-1038	A-3099-P3E	H		POLARIZING		
38-00-0204	A-3099-P3I3	B		NONE		
22-19-1031	A-3099-0301	A		LOCKING		$.103 \pm .003 / - .002$ (2.62 ± 0.08 / - 0.05)

TERMINAL LOCATION CHART (M=MALE, F=FEMALE, B=BLANK)			
TERMINAL LOCATION CODE	CIRCUIT NO.		
	1	2	3
A	M	B	M
B	M	M	M
C	F	M	M
D	M	F	M
E	M	M	F
F	M	F	B
G	M	F	F
H	F	F	F

PLATING CODE	PLATING
A	UNPLATED
B	PINS ONLY: OVERALL TIN: .000200/(0.00508) MIN. OVER COPPER .000100/(0.00254) MIN.
	SOCKETS ONLY: OVERALL TIN: .000050/(0.00127) MIN. OVER NICKEL .000050/(0.00127) MIN.



RECOMMENDED P.C. BOARD HOLE LAYOUT

NOTES:

- MATERIAL:
HOUSING: UNFILLED POLYESTER, 94V-0, COLOR: BLACK
PIN TERMINAL: CARTRIDGE BRASS
SOCKET TERMINAL: PHOSPHOR BRONZE
- FINISH: SEE TABLE
- PRODUCT SPECIFICATION: N/A
- PACKAGING SPECIFICATION: PK-3099-002
- MATES WITH MOLEX 1396 RECEPTACLES AND .093/(2.36) SERIES TERMINALS.
- ASSEMBLIES TO BE MOUNTED ON SUPPORTED EDGE OF P.C. BOARD.
- \triangle ONLY REQUIRED WHEN USING PARTS WITH OPTIONAL POLARIZING OR LOCKING PEGS.

ADD PKG SPECS EC NO: UCP2013-4695 DRW: NAEHAG 2013/04/30 CHKD: JEBEL 2013/04/30 APPR: FSMITH 2013/05/13 DESCRIPTION REV: J2	QUALITY SYMBOLS $\nabla=0$ $\nabla=0$	GENERAL TOLERANCES (UNLESS SPECIFIED) <table border="1"> <thead> <tr> <th></th> <th>mm</th> <th>INCH</th> </tr> </thead> <tbody> <tr> <td>4 PLACES</td> <td>± ---</td> <td>± ---</td> </tr> <tr> <td>3 PLACES</td> <td>± ---</td> <td>± .010</td> </tr> <tr> <td>2 PLACES</td> <td>± 0.25</td> <td>± .014</td> </tr> <tr> <td>1 PLACE</td> <td>± 0.36</td> <td>± ---</td> </tr> </tbody> </table>		mm	INCH	4 PLACES	± ---	± ---	3 PLACES	± ---	± .010	2 PLACES	± 0.25	± .014	1 PLACE	± 0.36	± ---	DIMENSION STYLE IN/MM DRAWN BY: GEP DATE: 5/25/89 CHECKED BY: RW DATE: 5/25/89 APPROVED BY: RAS DATE: 5/25/89	SCALE: 2:1 DESIGN UNITS: INCH THIRD ANGLE PROJECTION	TITLE: CONNECTOR ASSEMBLY ENCLOSED WAFER 3 CIRCUIT
		mm	INCH																	
4 PLACES	± ---	± ---																		
3 PLACES	± ---	± .010																		
2 PLACES	± 0.25	± .014																		
1 PLACE	± 0.36	± ---																		
DRAFT WHERE APPLICABLE MUST REMAIN WITHIN DIMENSIONS	MATERIAL NO.: SEE CHART SIZE: C	DOCUMENT NO.: SDA-3099-3** SHEET NO.: 1 OF 1	MOLEX MOLEX INCORPORATED THIS DRAWING CONTAINS INFORMATION THAT IS PROPRIETARY TO MOLEX INCORPORATED AND SHOULD NOT BE USED WITHOUT WRITTEN PERMISSION																	