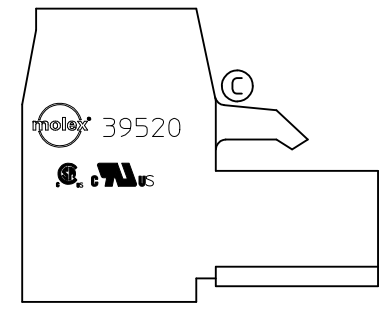
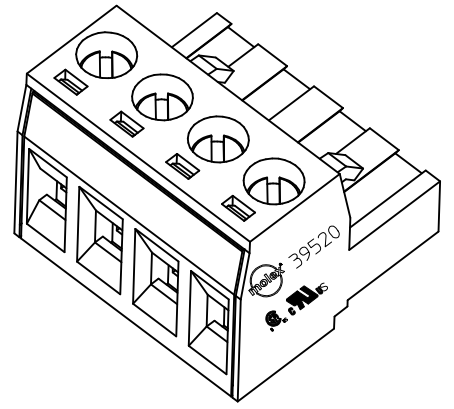
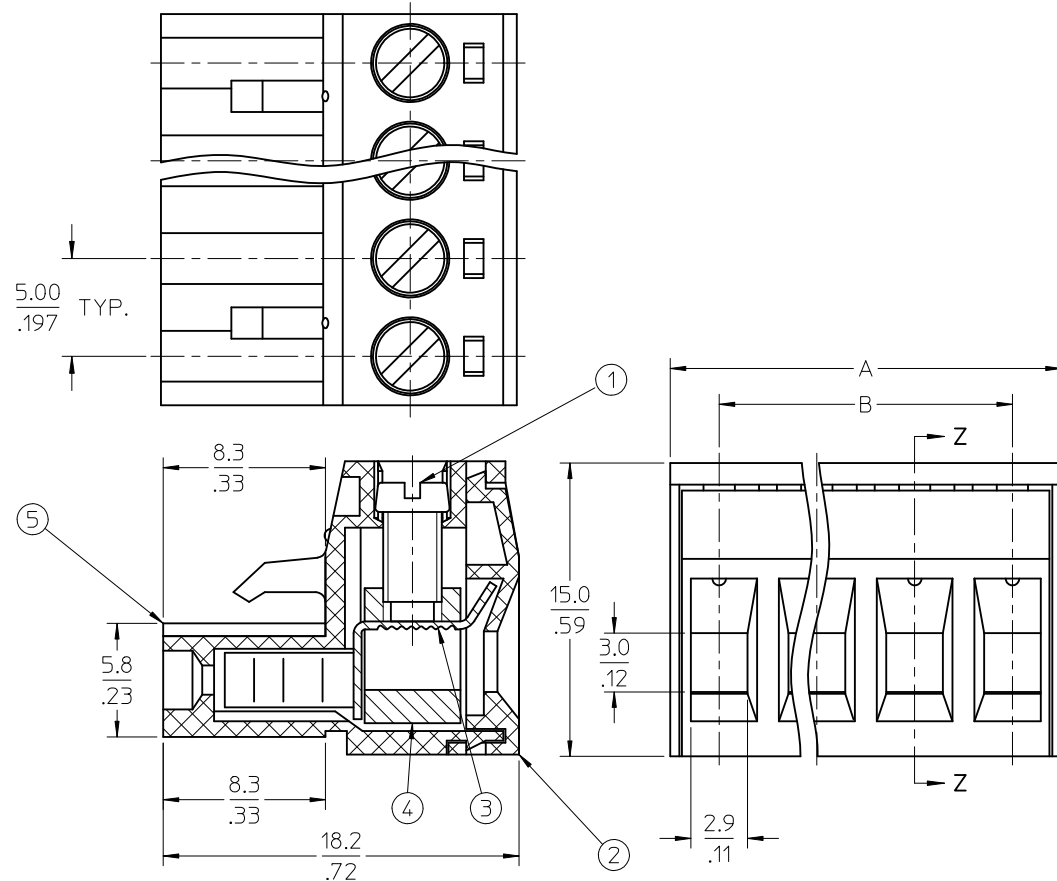


10 9 8 7 6 5 4 3 2 1



**SPECIFICATIONS:**

1. MATERIAL:
  - (1). SCREW: STEEL.
  - (2). COVER: NYLON 66 (PA 66).
  - (3). TERMINAL: PHOSPHOR BRONZE.
  - (4). CAGE (\*): BRASS
  - (5). BODY: NYLON 66 (PA 66).
2. PRODUCT SPECIFICATION: PS-39500-001.
3. WIRE RANGE: 30 - 12AWG.
4. WIRE STRIP LENGTH: 6.50/.256.
5. TORQUE: 5 in-lbs.
6. NUMBER OF CIRCUIT POSITIONS AVAILABLE = 2 THROUGH 24.
7. ASSEMBLY IS ROHS COMPLIANT BY EXEMPTION.  
 COMPONENTS MARKED WITH AN ASTERISK (\*) ARE ROHS COMPLIANT BY EXEMPTION, ALL OTHERS ARE ROHS COMPLIANT.

**SECTION Z-Z**

ADD RADII TO LATCHES EC NO: WNA2011-0296 DRAWN BY: C. YORK 2010/12/01 CHKD BY: D. TITUS APPR: D. TITUS 2011/02/08	QUALITY SYMBOLS	GENERAL TOLERANCES (UNLESS SPECIFIED)		DIMENSION STYLE MM/IN		SCALE 4:1	DESIGN UNITS INCH	THIRD ANGLE PROJECTION
	▽=0	4 PLACES ± .0015	3 PLACES ± 0.038 ± .005	2 PLACES ± 0.13 ± .01	1 PLACE ± 0.3 ± .---	DRAWN BY: LROTHAUS DATE: 12/6/05		TITLE 5.00MM, EURO PLUG RIGHT ANGLE
	▽=0	ANGULAR ± 2 °		CHECKED BY: C. YORK DATE: 01/06/06		APPROVED BY: J. PAWLICKI DATE: 01/10/06		
		DRAFT WHERE APPLICABLE MUST REMAIN WITHIN DIMENSIONS		MATERIAL NO.		SEE CHART		DOCUMENT NO. SD-39520-001
	THIS DRAWING CONTAINS INFORMATION THAT IS PROPRIETARY TO MOLEX INCORPORATED AND SHOULD NOT BE USED WITHOUT WRITTEN PERMISSION							

9 8 7 6 5 4 3 2 1