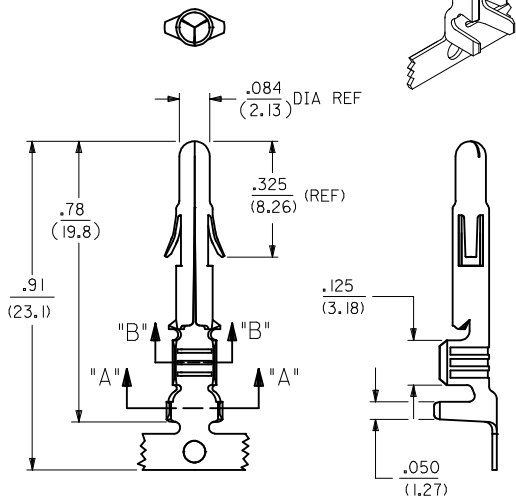
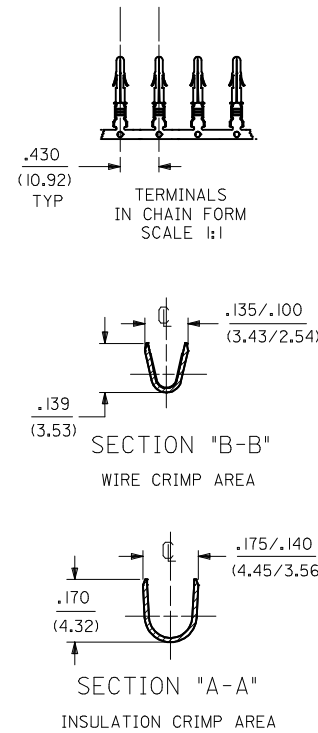
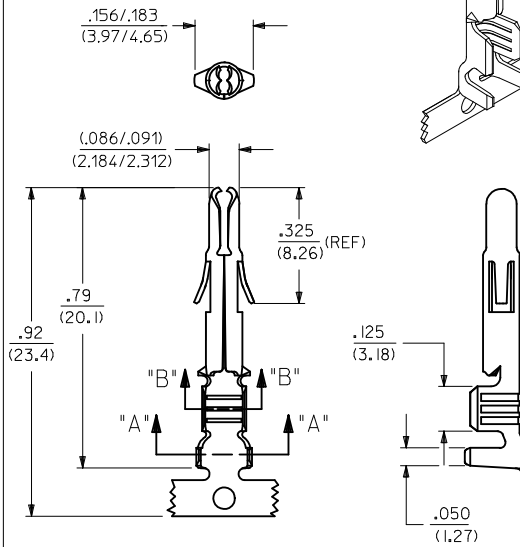


SOLID PIN TERMINAL
42023-1***



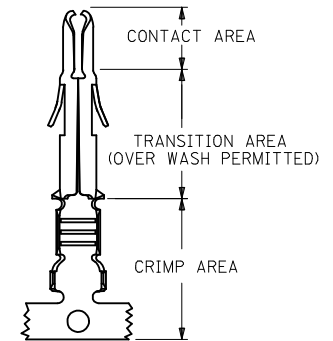
SPLIT PIN TERMINAL
42023-2***



SEE SHEET2 FOR CHART, MATERIAL, PLATING, NOTES, AND CRIMP OPTIONS

P/N'S ADDED EC NO: 12014-0115 DRWN:SS06 CHKD: APPR:KPRASAD 2014/01/09 2014/01/13 DESCRIPTION	QUALITY SYMBOLS	GENERAL TOLERANCES (UNLESS SPECIFIED)		DIMENSION STYLE	SCALE	DESIGN UNITS	THIRD ANGLE PROJECTION
	$\nabla=0$ $\nabla=0$ $\nabla=0$	mm	INCH	IN/MM	----	INCH	
		4 PLACES \pm ---	\pm ---	DRAWN BY	DATE	TITLE	
		3 PLACES \pm ---	$\pm .010$	SUDHIR	2004/09/24	TERMINAL, PIN .084/(2.13) DIA. SERIES	
	2 PLACES ± 0.25	$\pm .015$	CHECKED BY	DATE			
	1 PLACE ± 0.38	\pm ---	KPRASAD	2004/09/24			
	0 PLACE \pm	\pm	APPROVED BY	DATE			
			KPRASAD	2004/09/24			
		ANGULAR $\pm 1/2^\circ$	MATERIAL NO.	DOCUMENT NO.			
		DRAFT WHERE APPLICABLE MUST REMAIN WITHIN DIMENSIONS	SEE CHART	SD-42023-****			
			SIZE A 2	THIS DRAWING CONTAINS INFORMATION THAT IS PROPRIETARY TO MOLEX INCORPORATED AND SHOULD NOT BE USED WITHOUT WRITTEN PERMISSION			SHEET NO. 1 OF 2

ENG. NO.	EDP NO.	FINISH (REF)	CONTACT AREA (REF)	CRIMP AREA (REF)	MATERIAL (REF)	TERMINAL TYPE	WIRE SIZE	INSULATION DIAMETER	STATUS
X-42023-IAI	PRELIMINARY	SDES-88-P90I	----	----	C26000	SOLID	#14-#20 AWG	.060-.130	ACTIVE
X-42023-IAL	PRELIMINARY	SDES-88-P90I	----	----	C26000	SOLID	#14-#20 AWG	.060-.130	ACTIVE
42023-2AI	002-08-2003	SDES-88-P90I	----	----	C26000	SPLIT	#14-#20 AWG	.060-.130	ACTIVE
42023-2AIL	002-08-2004	SDES-88-P90I	----	----	C26000	SPLIT	#14-#20 AWG	.060-.130	ACTIVE
42023-2BI	002-08-2005	SDES-88-P90I	----	----	C51000	SPLIT	#14-#20 AWG	.060-.130	ACTIVE
42023-2BIL	002-08-2006	SDES-88-P90I	----	----	C51000	SPLIT	#14-#20 AWG	.060-.130	ACTIVE
42023-2A2	002-08-2007	SEE NOTE 5	.000030 MIN GOLD	.000100 MIN MATTE TIN	C26000	SPLIT	#14-#20 AWG	.060-.130	NOT TOOLED
42023-2A2L	002-08-2008	SEE NOTE 5	.000030 MIN GOLD	.000100 MIN MATTE TIN	C26000	SPLIT	#14-#20 AWG	.060-.130	NOT TOOLED
42023-2B2	002-08-2009	SEE NOTE 5	.000030 MIN GOLD	.000100 MIN MATTE TIN	C51000	SPLIT	#14-#20 AWG	.060-.130	NOT TOOLED
42023-2B2L	002-08-2010	SEE NOTE 5	.000030 MIN GOLD	.000100 MIN MATTE TIN	C51000	SPLIT	#14-#20 AWG	.060-.130	NOT TOOLED
42023-2A0	002-08-2011	SDES-88-P90I	----	----	C26000	SPLIT	#14-#20 AWG	.060-.130	ACTIVE
42023-2B0	002-08-2012	SDES-88-P90I	----	----	C51000	SPLIT	#14-#20 AWG	.060-.130	ACTIVE



PLATING REGIONS

APPLIES TO GOLD PLATED TERMINALS ONLY

NOTES:

1) PIN TERMINALS FOR USE WITH THE .084/(2.13) SERIES HOUSINGS:

- PLUG (42021-**)
 - CAP (42022-**)

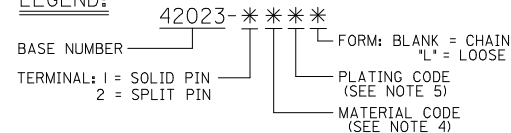
2) PIN TERMINALS MATE WITH SOCKET TERMINALS: .084/(2.13) DIA. SERIES (42024-****).
 3) TERMINALS FINISHED IN CHAIN UNLESS SPECIFIED LOOSE. "L" SUFFIX INDICATES LOOSE FORM. (SEE TABLE)

4) MATERIAL; .012/(0.30) THICK STRIP:
 A = BRASS, *C26000, PER SMES-124-C7.
 B = PHOSPHOR BRONZE, *C51000, PER SMES-124-E7.

5) FINISH:
 1 = HOT TIN DIP 20 m.l./(.51 MICRONS) MINIMUM (PER SDES-88-P90I).
 2 = 30 M.I (0.75 MICRONS) MIN GOLD
 & 100 M.I (2.50 MICRONS) MIN SELECT TIN
 50 M.I (1.25 MICRONS) MIN NICKEL OVERALL

6) CRIMP RANGE: SEE CHART.
 7) PRODUCT SPECIFICATION PS-42022-0001 APPLIES.

LEGEND:



PINS ADDED EC NO: I2014-0115 DRWN:SS06 CHKD: APPR:KPRASAD 2014/01/13	DESCRIPTION 2014/01/13	QUALITY SYMBOLS	GENERAL TOLERANCES (UNLESS SPECIFIED)	DIMENSION STYLE IN/MM	SCALE ---	DESIGN UNITS INCH	THIRD ANGLE PROJECTION	
		▽=0	4 PLACES ± --- ± ---	DRAWN BY SUDHIR	DATE 2004/09/27	TITLE TERMINAL, PIN .084/(2.13) DIA. SERIES		
		▽=0	3 PLACES ± --- ± ---	CHECKED BY KPRASAD	DATE 2004/09/27			
		▽=0	2 PLACES ± --- ± ---	APPROVED BY KPRASAD	DATE 2004/09/27			
		ANGULAR ± --- °	MATERIAL NO.	DOCUMENT NO.	SHEET NO.			
		DRAFT WHERE APPLICABLE MUST REMAIN WITHIN DIMENSIONS	SEE CHART	SD-42023-****	2 OF 2			
THIS DRAWING CONTAINS INFORMATION THAT IS PROPRIETARY TO MOLEX INCORPORATED AND SHOULD NOT BE USED WITHOUT WRITTEN PERMISSION								