



LINEAGE POWER[®]
Quarter Brick Power Module Heat Sinks

1/4", 1/2", and 1" Transverse and Longitudinal Kits

RoHS Compliant



Features

- Compliant to RoHS EU Directive 2002/95/EC (Z versions) including screws
- Heat Sink Material: 6063-T5 Aluminum
- Heat Sink Finish: Black anodize per MIL-A-8625, Type II, Class 2
- Size:
 - Length: 2.28 in.
 - Width: 1.45 in.
- Available heights: 1/4", 1/2", 1"
- Available in Longitudinal and Transverse Orientations
- ISO** 9001 and ISO 14001 certified manufacturing facilities

Description

This document contains ordering information and assembly instructions for heat sinks to be used with Lineage Power's Quarter Brick power modules equipped with the base plate option (-H option in the module part number). The base plate is factory attached to the module and is designed to make thermal contact with the power dissipating components on the module and conduct this heat to the outer surface of the base plate. If a heat sink is attached to this surface of the base plate, it is possible to deliver increased output power for a specific ambient air temperature and airflow rate. Please consult the individual modules' data sheet for additional thermal and mechanical information on the module's base plate.

These heat sink kits come complete with the heat sink, thermal interface material and attachment screws. There are different heat sink kits for each the quarter brick family groups, because the base plate thickness is different in each group, requiring different screw lengths to achieve minimum thread engagement, and also not protrude beneath the base plate onto the modules' top side components. Please take care in ordering the proper kit, based upon which quarter brick family group is being equipped with a heat sink. It is not possible to order heat sinks attached to modules from the factory. Modules with attached heat sinks can be large and heavy. Suitable shipping packaging material does not exist to insure that no damage occurs to the module/heat sink assembly.

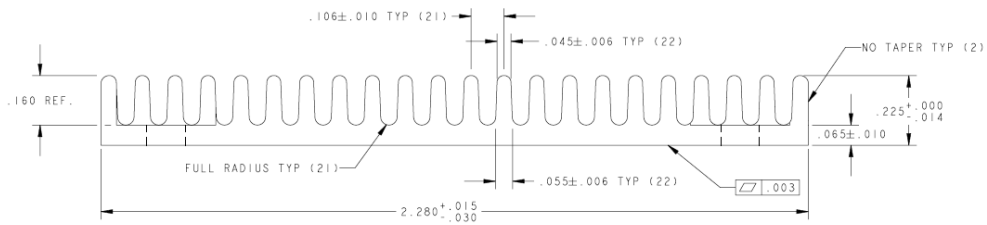
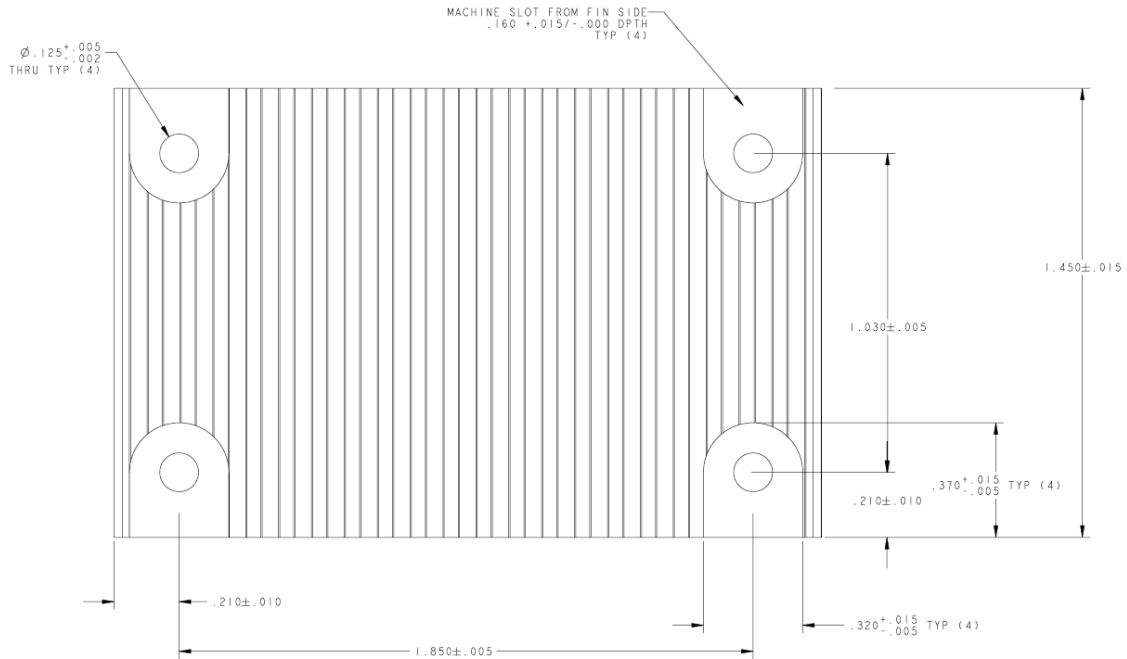
** ISO is a registered trademark of the International Organization of Standards

Mechanical Outline 1/4" Transverse

Dimensions are in inches

Tolerances: x.xx in. ± 0.01 in. [unless otherwise indicated]

x.xxx in ± 0.005 in.

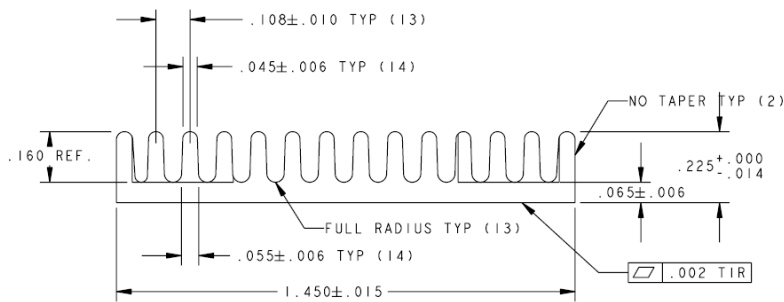
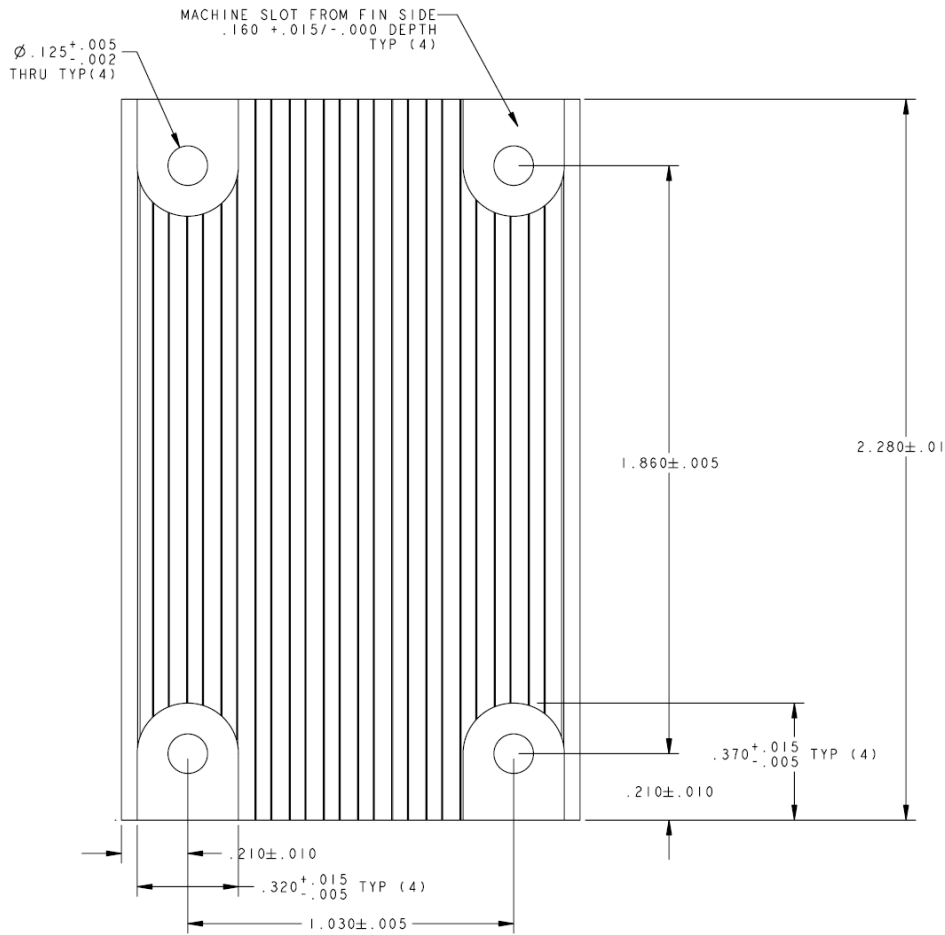


Mechanical Outline 1/4" Longitudinal

Dimensions are in inches

Tolerances: x.xx in. ± 0.01 in. [unless otherwise indicated]

x.xxx in ± 0.005 in.

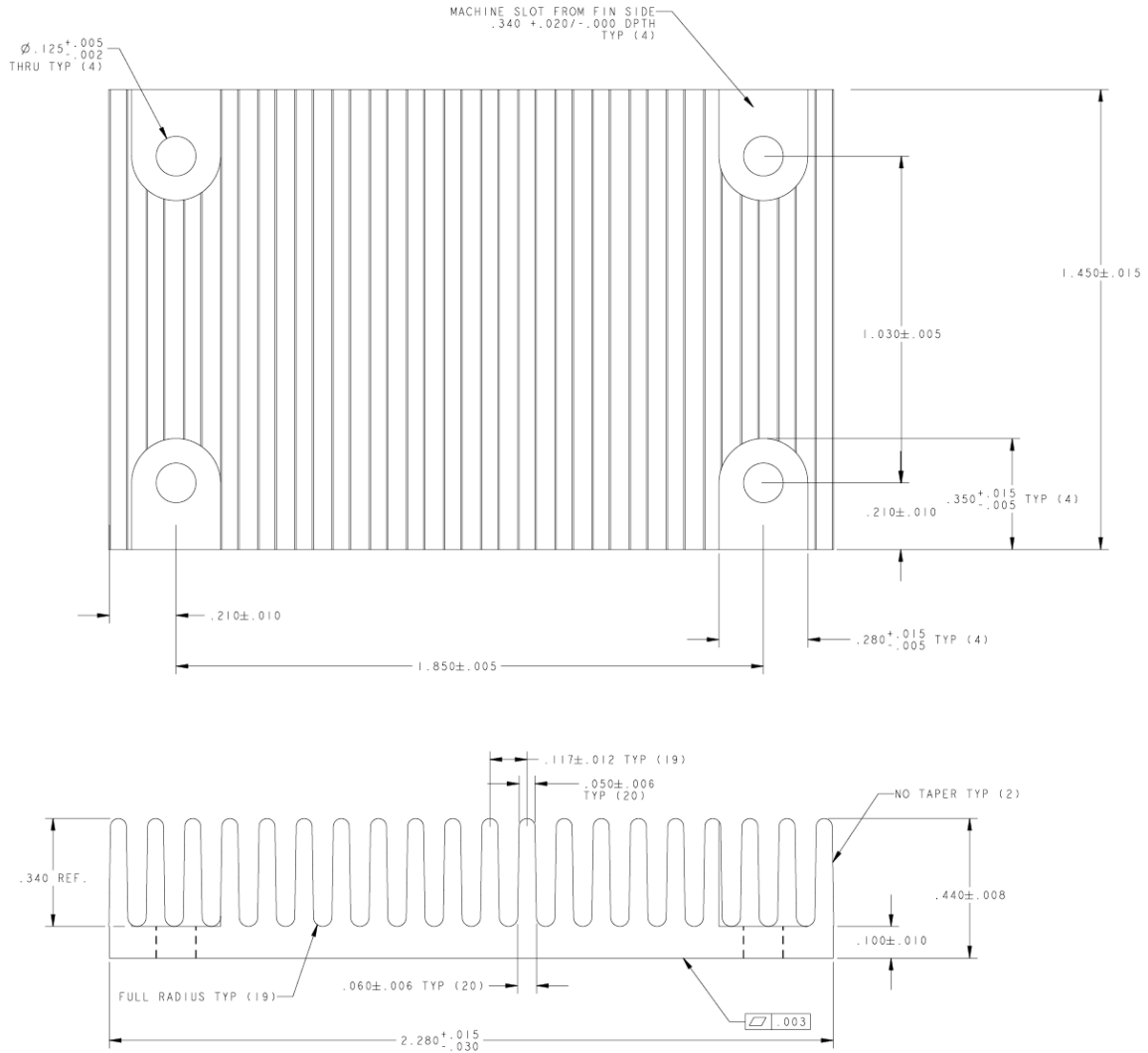


Mechanical Outline 1/2" Transverse

Dimensions are in inches

Tolerances: x.xx in. ± 0.01 in. [unless otherwise indicated]

x.xxx in ± 0.005 in.

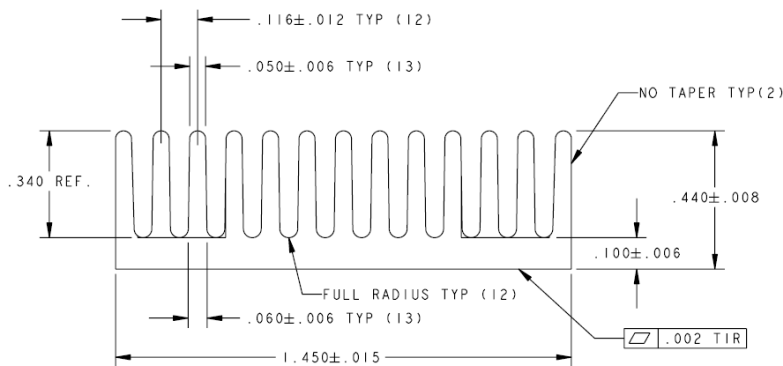
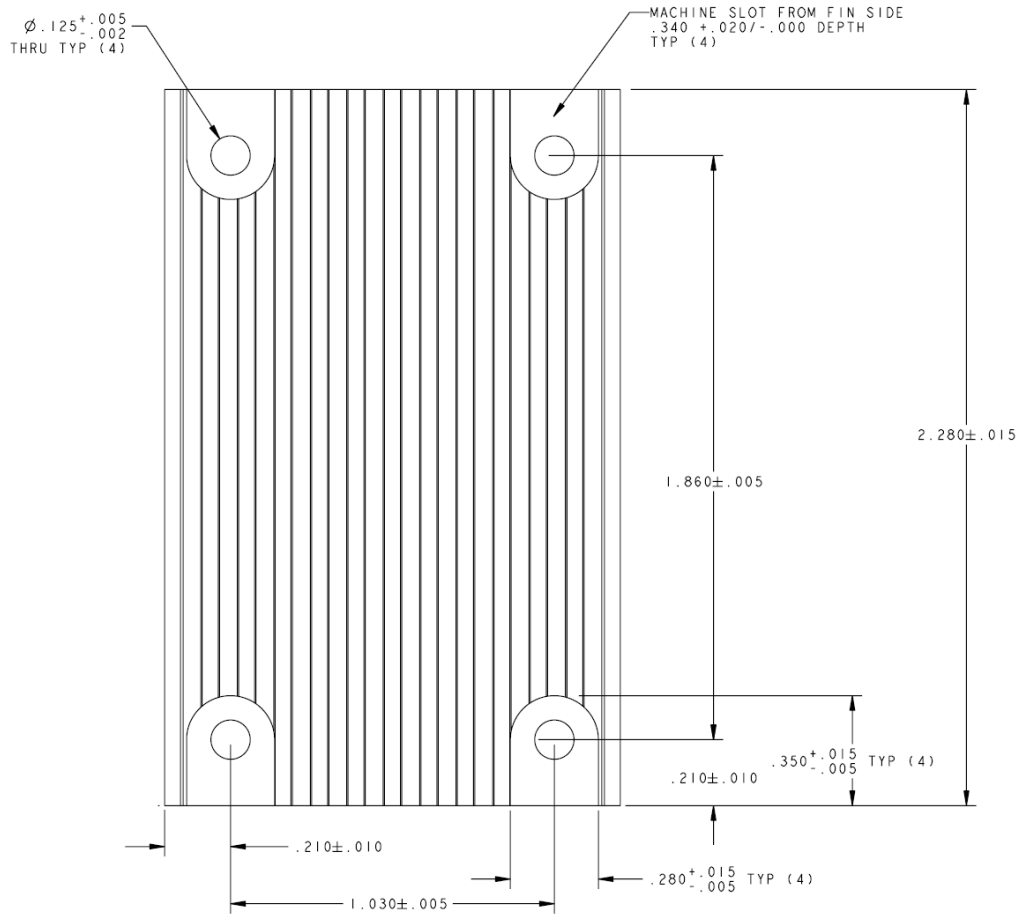


Mechanical Outline 1/2" Longitudinal

Dimensions are in inches

Tolerances: x.xx in. ± 0.01 in. [unless otherwise indicated]

x.xxx in ± 0.005 in.

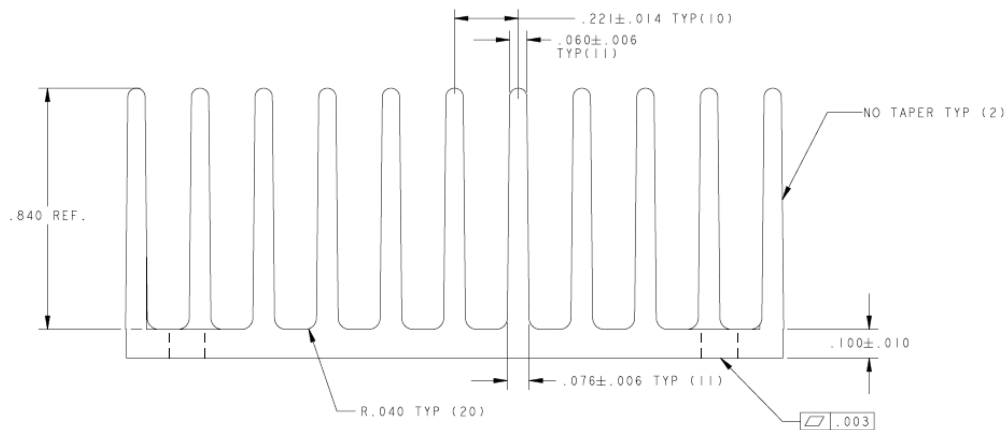
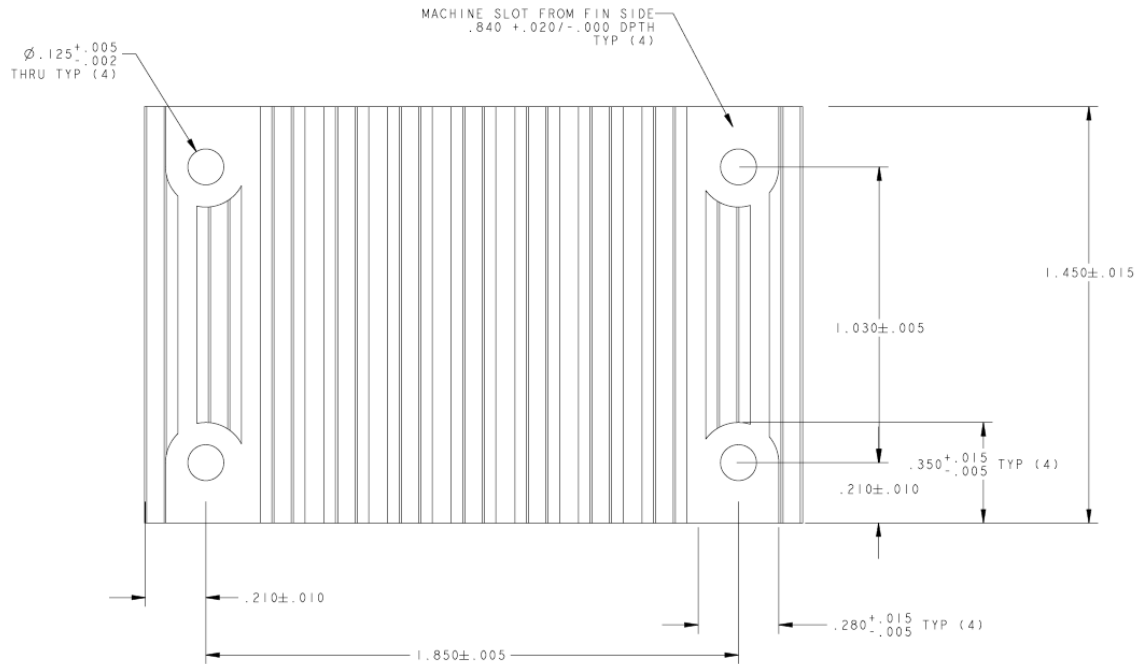


Mechanical Outline 1" Transverse

Dimensions are in inches

Tolerances: x.xx in. ± 0.01 in. [unless otherwise indicated]

x.xxx in ± 0.005 in.

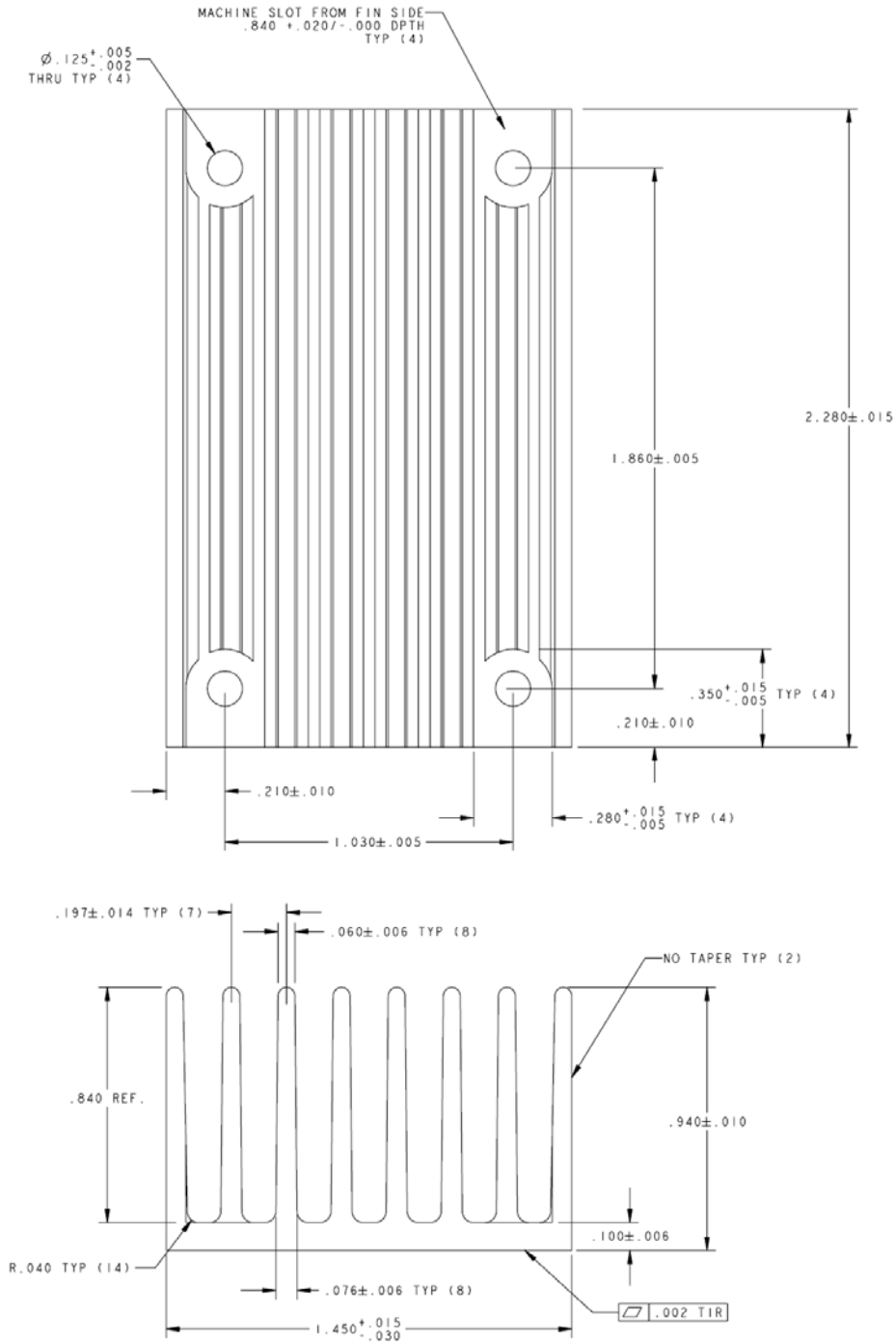


Mechanical Outline 1" Longitudinal

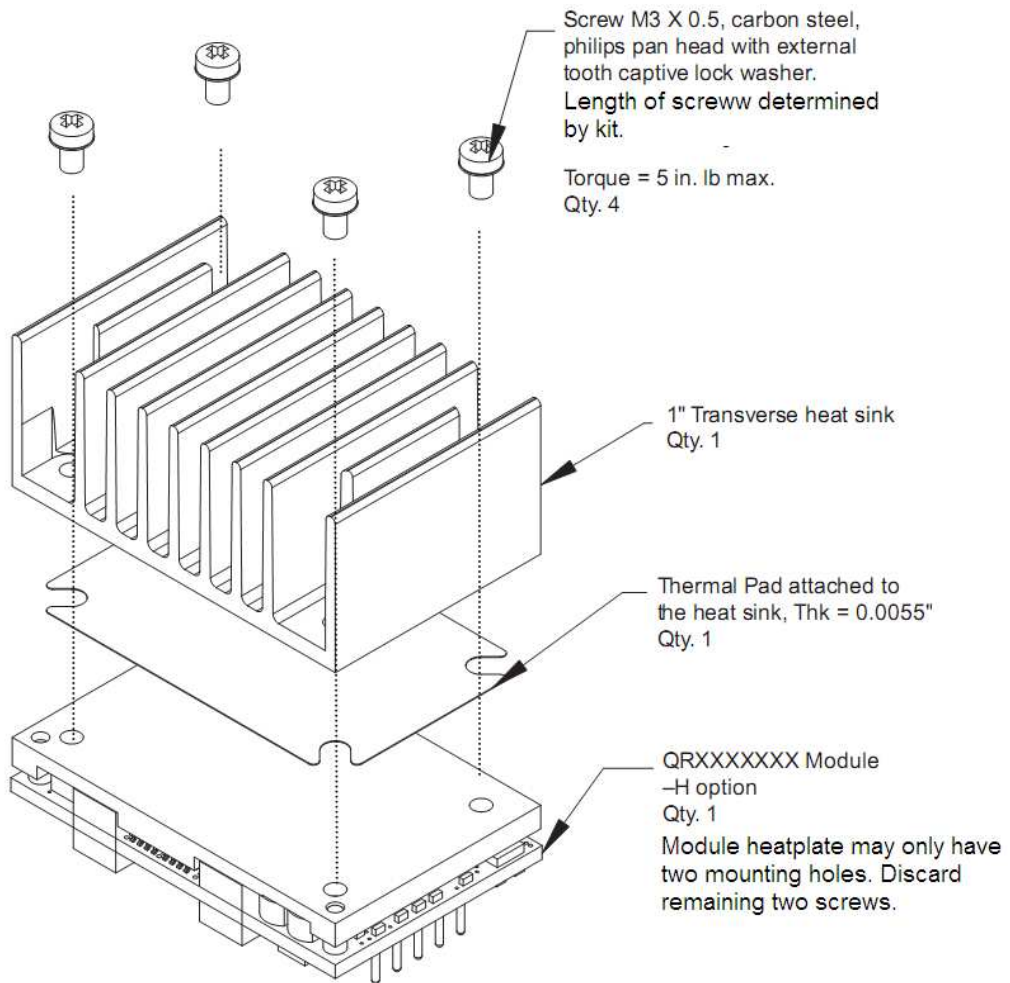
Dimensions are in inches

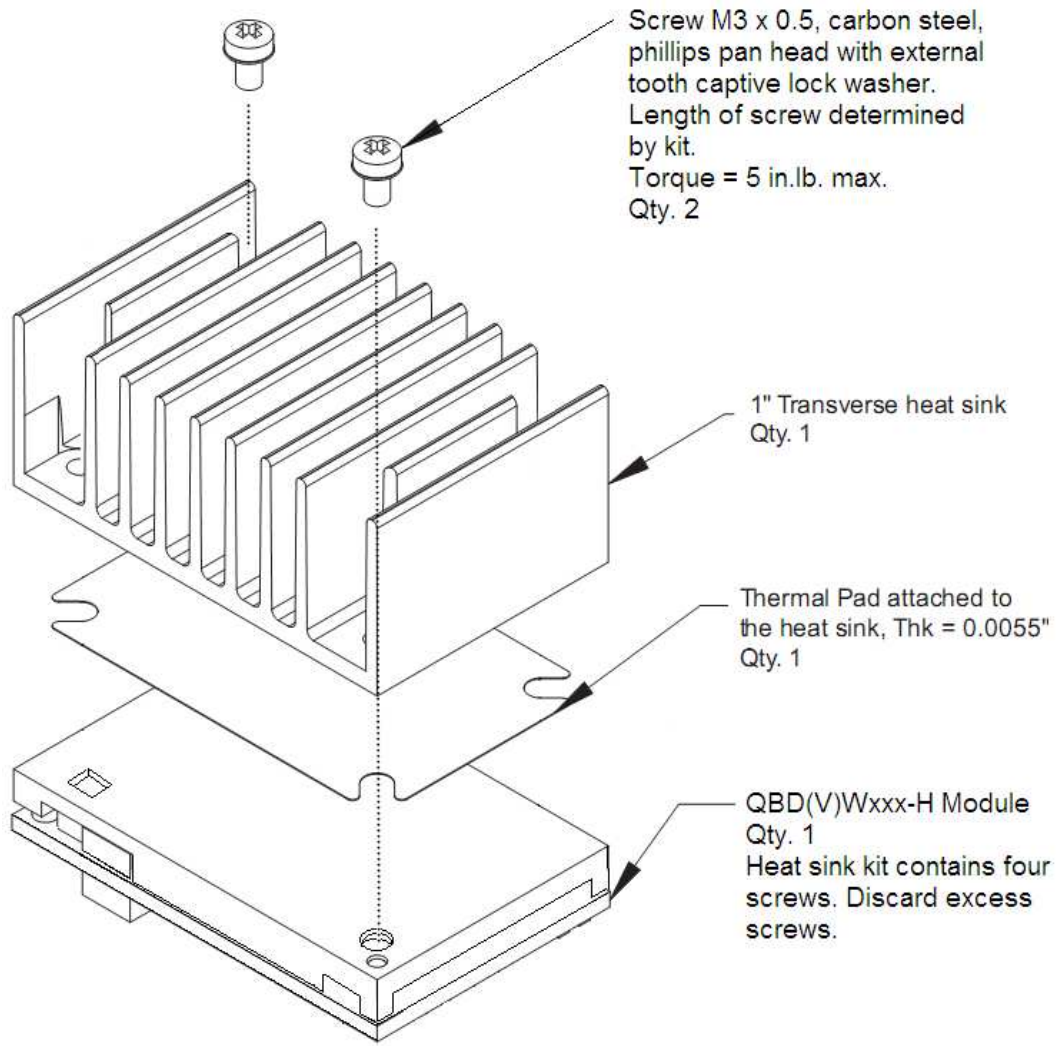
Tolerances: x.xx in. ± 0.01 in. [unless otherwise indicated]

x.xxx in ± 0.005 in.



Assembly Exploded Views (1" Transverse shown, same procedure for all heat sinks)





Ordering Information

Please contact your Lineage Power Sales Representative for pricing and availability.

Table 1. Device Codes

QRW/QPW Series Family Group Heat Sink Kits			
Part Number	Description	Screw included	Comcode
MHST02520Z	1/4" Transverse Kit	M3 x .5 x 3.556mm	CC848795897
MHSL02520Z	1/4" Longitudinal Kit	M3 x .5 x 3.556mm	CC848795666
MHST05020Z	1/2" Transverse Kit	M3 x .5 x 4.572mm	CC848795906
MHSL05020Z	1/2" Longitudinal Kit	M3 x .5 x 4.572mm	CC848795674
MHST10020Z	1" Transverse Kit	M3 x .5 x 4.572mm	CC848795914
MHSL10020Z	1" Longitudinal Kit	M3 x .5 x 4.572mm	CC848795682
QBVW025/QBVW033/QBDW025/QBDW033 Series Family Group Heat Sink Kits			
Part Number	Description	Screw included	Comcode
MHST02523Z	1/4" Transverse Kit	M3 x .5 x 4mm	CC848788604
MHSL02523Z	1/4" Longitudinal Kit	M3 x .5 x 4mm	CC848788612
MHST05023Z	1/2" Transverse Kit	M3 x .5 x 5mm	CC848788620
MHSL05023Z	1/2" Longitudinal Kit	M3 x .5 x 5mm	CC848788637
MHST10023Z	1" Transverse Kit	M3 x .5 x 5mm	CC848788694
MHSL10023Z	1" Longitudinal Kit	M3 x .5 x 5mm	CC848788728
QW Series Family Group Heat Sink Kits			
Part Number	Description	Screw included	Comcode
MHST02525Z	1/4" Transverse Kit	M3 x .5 x 8mm	CC848795955
MHSL02525Z	1/4" Longitudinal Kit	M3 x .5 x 8mm	CC848795922
MHST05025Z	1/2" Transverse Kit	M3 x .5 x 8mm	CC848795963
MHSL05025Z	1/2" Longitudinal Kit	M3 x .5 x 8mm	CC848795930
MHST10025Z	1" Transverse Kit	M3 x .5 x 8mm	CC848795971
MHSL10025Z	1" Longitudinal Kit	M3 x .5 x 8mm	CC848795947

-Z Indicates RoHS Compliant Versions



World Wide Headquarters
Lineage Power Corporation
601 Shiloh Road, Plano, TX 75074, USA
+1-888-LINEAGE(546-3243)
(Outside U.S.A.: **+1-972-244-WATT(9288)**)
www.lineagepower.com
e-mail: techsupport1@lineagepower.com

Asia-Pacific Headquarters
Tel: +86.021.54279977*808

Europe, Middle-East and Africa Headquarters
Tel: +49.89.878067-280

India Headquarters
Tel: +91.80.28411633

Lineage Power reserves the right to make changes to the product(s) or information contained herein without notice. No liability is assumed as a result of their use or application. No rights under any patent accompany the sale of any such product(s) or information.

Lineage Power DC-DC products are protected under various patents. Information on these patents is available at www.lineagepower.com/patents.

© 2010 Lineage Power Corporation, (Plano, Texas) All International Rights Reserved.