

6-line IPAD™, EMI filter and ESD protection

Features

- Lead-free package
- Very low PCB space consumption
1.92 mm x 1.79 mm
- Very thin package: 0.65 mm
- High efficiency in ESD suppression
(IEC 61000-4-2 level 4 on external pins)
- High reliability offered by monolithic integration
- High reduction of parasitic elements through integration and wafer level packaging

Complies with the following standards

- IEC 61000-4-2 level 4:
 - 15 kV (air discharge)
 - 8 kV (contact discharge)

Application

This device is designed for EMI filtering in ESD sensitive equipment such as mobile phones.

Description

The EMIF06-1002F2 is a highly integrated device designed to suppress EMI/RFI noise in all systems subjected to electromagnetic interference. The EMIF06-1002F2 Flip Chip packaging means the package size is equal to the die size.

This filter includes an ESD protection circuitry which prevents damage to the application when subjected to ESD surges up to 15 kV. This device includes 6 EMI filters.

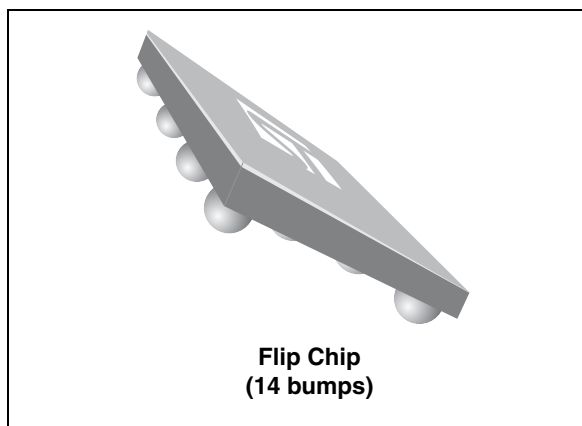


Figure 1. Pin configuration (bump side)

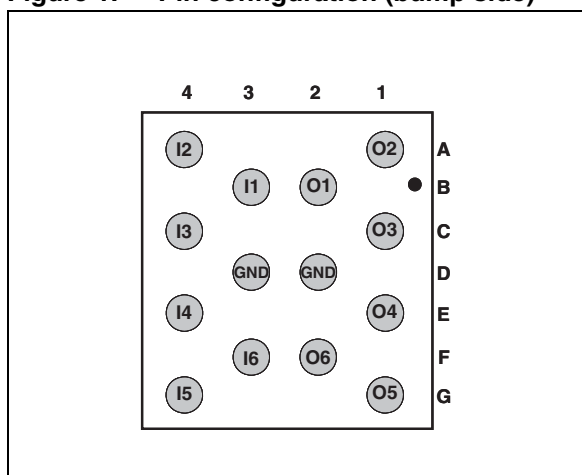
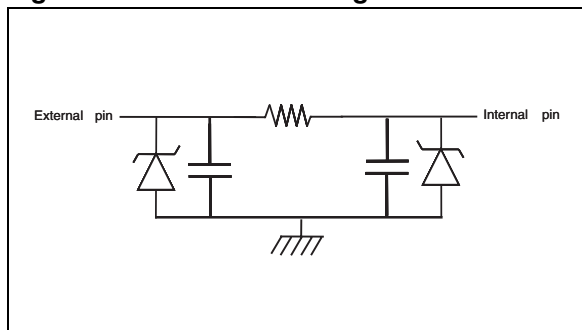


Figure 2. Basic cell configuration



TM: IPAD is a trademark of STMicroelectronics.

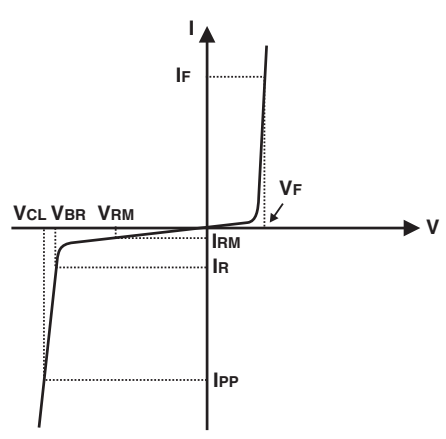
1 Electrical characteristics

Table 1. Absolute maximum ratings⁽¹⁾

Symbol	Parameter	Value	Unit
V _{PP}	ESD discharge IEC 61000-4-2, level 4 on external pins (I1 to I6)	15	kV
	Air discharge	8	
	Contact discharge	2	
	Air discharge on internal pins (O1 to O6)	2	
T _j	Junction temperature range	-30 to 125	°C
T _{stg}	Storage temperature range	-55 to 150	°C

1. (T_{amb} = 25 °C)

Table 2. Electrical characteristics⁽¹⁾

Symbol	Parameters				
V _{BR}	Breakdown voltage				
I _{RM}	Leakage current @ V _{RM}				
V _{RM}	Stand-off voltage				
V _{CL}	Clamping voltage				
R _d	Dynamic impedance				
I _{PP}	Peak pulse current				
R _{I/O}	Series resistance between input and output				
C _{line}	Input capacitance per line				
Symbol	Test conditions	Min	Typ	Max	Unit
V _{BR}	I _R = 1 mA	6			V
I _{RM}	V _{RM} = 3 V			200	nA
R _{I/O}		80	100	120	Ω
C _{line}	V _R = 3 V DC, F = 1 MHz	9.2	11.5	13.8	pF
F _C	Cut-off frequency (Z _{source} = Z _{load} = 50 Ω)		280		MHz

1. (T_{amb} = 25 °C)

Figure 3. S21 attenuation measurements

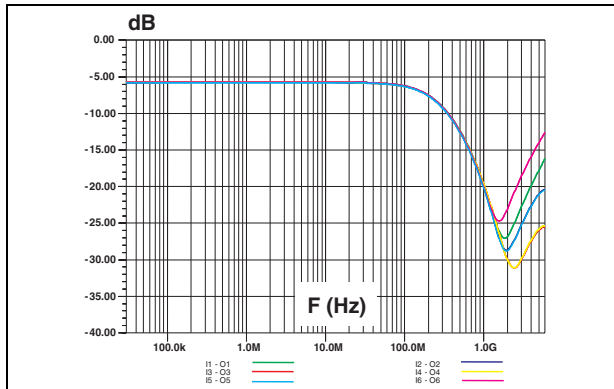


Figure 4. Analog crosstalk measurements

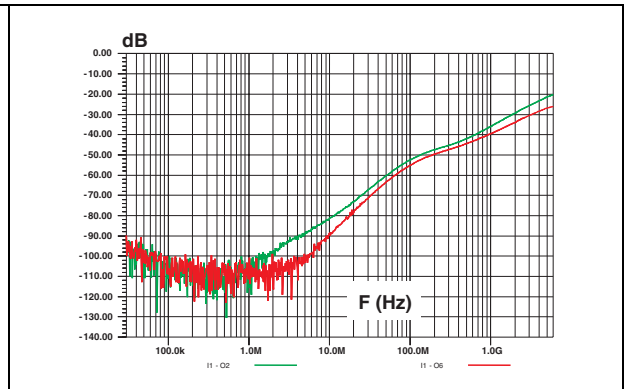


Figure 5. ESD response to IEC61000-4-2 (+ 15 kV air discharge) on one input (V_{in}) and one output (V_{out})

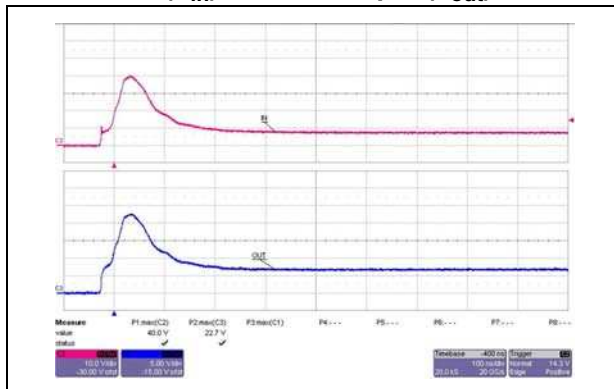


Figure 6. ESD response to IEC61000-4-2 (- 15 kV air discharge) on one input (V_{in}) and one output (V_{out})

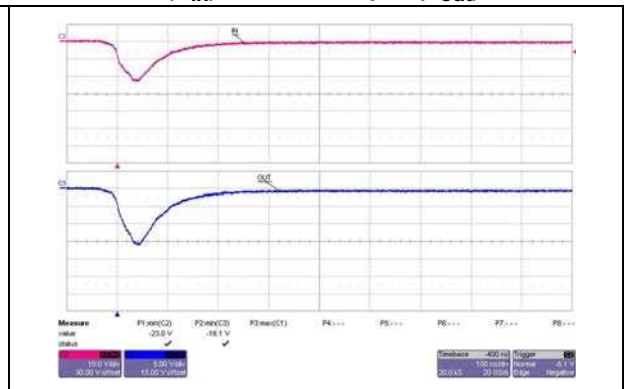
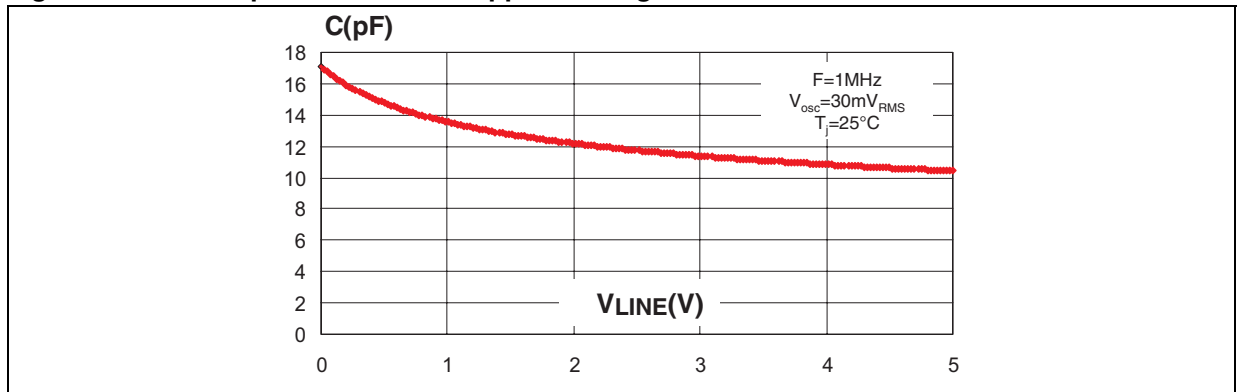
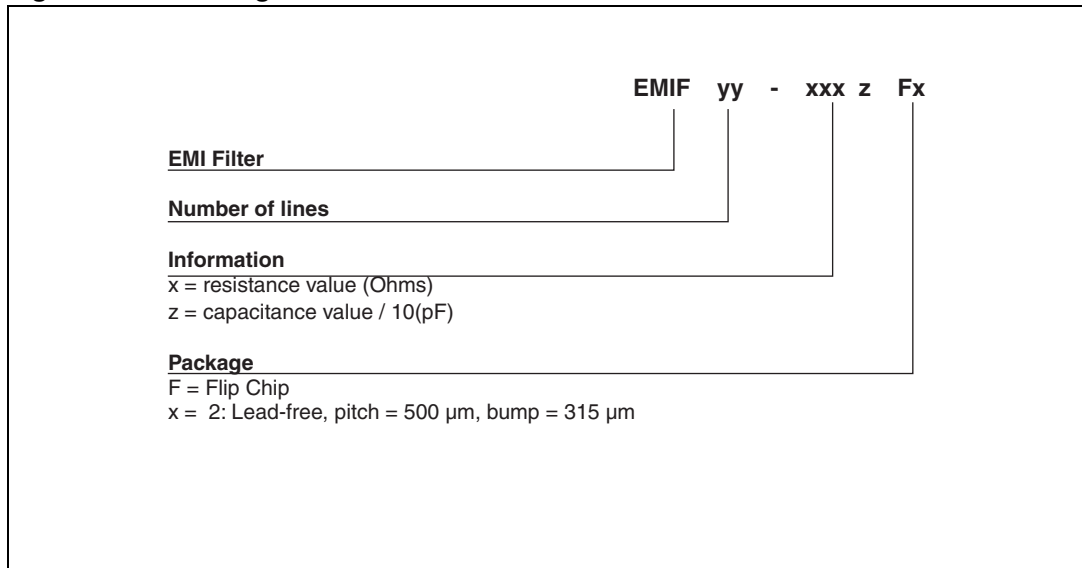


Figure 7. Line capacitance versus applied voltage for filter



2 Ordering information scheme

Figure 8. Ordering information scheme



3 Package information

In order to meet environmental requirements, ST offers these devices in different grades of ECOPACK® packages, depending on their level of environmental compliance. ECOPACK® specifications, grade definitions and product status are available at: www.st.com. ECOPACK® is an ST trademark.

Figure 9. Package dimensions

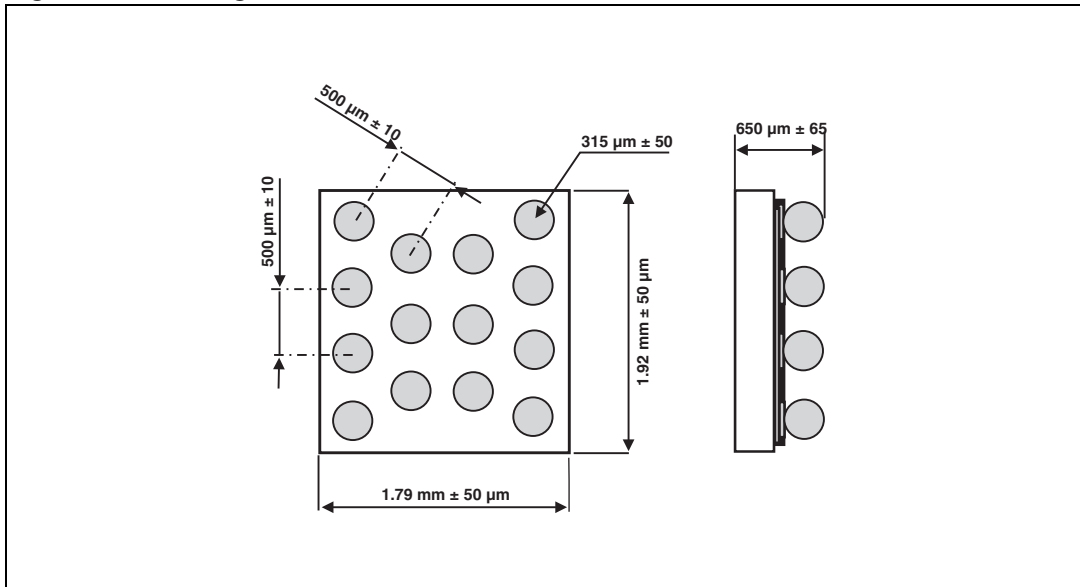


Figure 10. Footprint

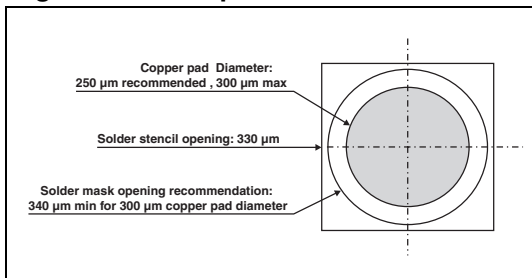
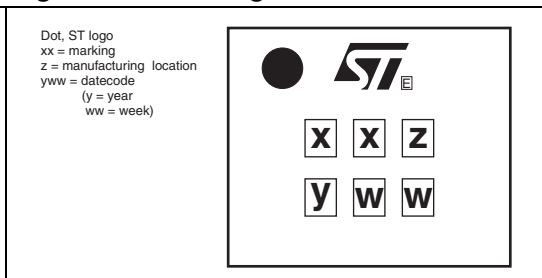
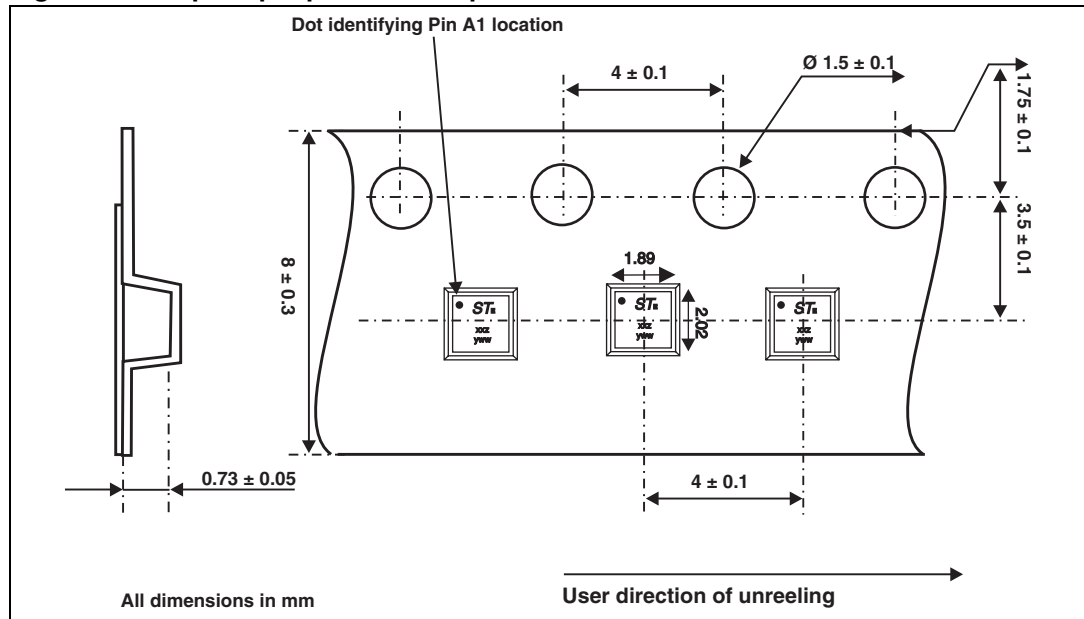


Figure 11. Marking



Note: More packing information is available in the application notes:
 AN1235: "Flip Chip: Package description and recommendations for use"
 AN1751: "EMI filters: Recommendations and measurements"

Figure 12. Flip Chip tape and reel specification



4 Ordering information

Table 3. Ordering information

Order code	Marking	Package	Weight	Base qty	Delivery mode
EMIF06-1002F2	JC	Flip Chip	4.7 mg	5000	Tape and reel 7"

5 Revision history

Table 4. Document revision history

Date	Revision	Changes
21-May-2008	1	First issue.
29-Mar-2010	2	Upated Flip Chip tape and reel specification Figure 12 .

Please Read Carefully:

Information in this document is provided solely in connection with ST products. STMicroelectronics NV and its subsidiaries ("ST") reserve the right to make changes, corrections, modifications or improvements, to this document, and the products and services described herein at any time, without notice.

All ST products are sold pursuant to ST's terms and conditions of sale.

Purchasers are solely responsible for the choice, selection and use of the ST products and services described herein, and ST assumes no liability whatsoever relating to the choice, selection or use of the ST products and services described herein.

No license, express or implied, by estoppel or otherwise, to any intellectual property rights is granted under this document. If any part of this document refers to any third party products or services it shall not be deemed a license grant by ST for the use of such third party products or services, or any intellectual property contained therein or considered as a warranty covering the use in any manner whatsoever of such third party products or services or any intellectual property contained therein.

UNLESS OTHERWISE SET FORTH IN ST'S TERMS AND CONDITIONS OF SALE ST DISCLAIMS ANY EXPRESS OR IMPLIED WARRANTY WITH RESPECT TO THE USE AND/OR SALE OF ST PRODUCTS INCLUDING WITHOUT LIMITATION IMPLIED WARRANTIES OF MERCHANTABILITY, FITNESS FOR A PARTICULAR PURPOSE (AND THEIR EQUIVALENTS UNDER THE LAWS OF ANY JURISDICTION), OR INFRINGEMENT OF ANY PATENT, COPYRIGHT OR OTHER INTELLECTUAL PROPERTY RIGHT.

UNLESS EXPRESSLY APPROVED IN WRITING BY AN AUTHORIZED ST REPRESENTATIVE, ST PRODUCTS ARE NOT RECOMMENDED, AUTHORIZED OR WARRANTED FOR USE IN MILITARY, AIR CRAFT, SPACE, LIFE SAVING, OR LIFE SUSTAINING APPLICATIONS, NOR IN PRODUCTS OR SYSTEMS WHERE FAILURE OR MALFUNCTION MAY RESULT IN PERSONAL INJURY, DEATH, OR SEVERE PROPERTY OR ENVIRONMENTAL DAMAGE. ST PRODUCTS WHICH ARE NOT SPECIFIED AS "AUTOMOTIVE GRADE" MAY ONLY BE USED IN AUTOMOTIVE APPLICATIONS AT USER'S OWN RISK.

Resale of ST products with provisions different from the statements and/or technical features set forth in this document shall immediately void any warranty granted by ST for the ST product or service described herein and shall not create or extend in any manner whatsoever, any liability of ST.

ST and the ST logo are trademarks or registered trademarks of ST in various countries.

Information in this document supersedes and replaces all information previously supplied.

The ST logo is a registered trademark of STMicroelectronics. All other names are the property of their respective owners.

© 2010 STMicroelectronics - All rights reserved

STMicroelectronics group of companies

Australia - Belgium - Brazil - Canada - China - Czech Republic - Finland - France - Germany - Hong Kong - India - Israel - Italy - Japan - Malaysia - Malta - Morocco - Philippines - Singapore - Spain - Sweden - Switzerland - United Kingdom - United States of America

www.st.com