



■ Features :

- Constant voltage design
- Universal AC input / Full range
- Protections: Short circuit / Over load / Over voltage
- Fully isolated plastic case
- Cooling by free air convection
- Small and compact size
- Class II power unit, no FG
- Class 2 power unit
- Pass LPS
- IP30 design
- Suitable for LED lighting and moving sign applications
- 100% full load burn-in test
- Low cost, high reliability
- 2 years warranty

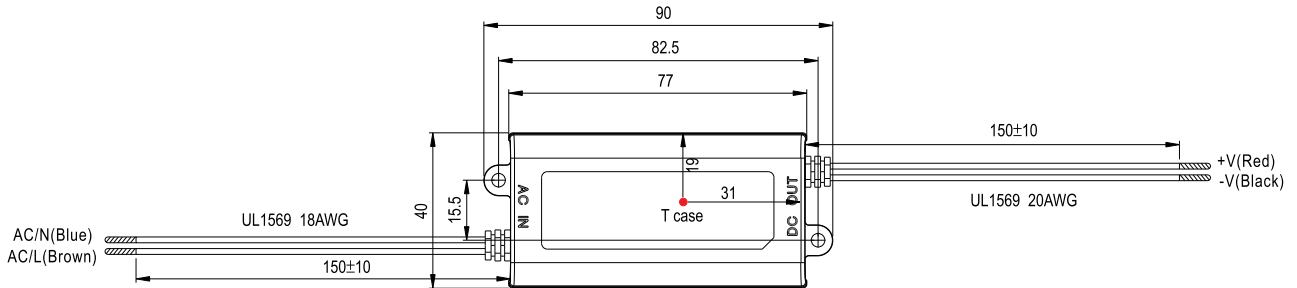


SPECIFICATION


MODEL	APV-12-5	APV-12-12	APV-12-15	APV-12-24	
OUTPUT	DC VOLTAGE	5V	12V	15V	24V
	RATED CURRENT	2A	1A	0.8A	0.5A
	CURRENT RANGE	0 ~ 2A	0 ~ 1A	0 ~ 0.8A	0 ~ 0.5A
	RATED POWER	10W	12W	12W	12W
	RIPPLE & NOISE (max.) Note.2	100mVp-p	120mVp-p	120mVp-p	150mVp-p
	VOLTAGE TOLERANCE Note.3	±5.0%			
	LINE REGULATION	±1.0%			
	LOAD REGULATION	±2.0%			
	SETUP, RISE TIME Note.6	1500ms, 30ms / 230VAC	1500ms, 30ms / 115VAC at full load		
HOLD UP TIME (Typ.)	20ms/230VAC	15ms/115VAC at full load			
INPUT	VOLTAGE RANGE Note.4	90 ~ 264VAC	127 ~ 370VDC		
	FREQUENCY RANGE	47 ~ 63Hz			
	EFFICIENCY (Typ.)	76%	82%	82%	84%
	AC CURRENT	0.2A/230VAC	0.35A/115VAC		
	INRUSH CURRENT(max.)	COLD START 35A/115VAC	70A/230VAC		
	LEAKAGE CURRENT	0.25mA / 240VAC			
PROTECTION	OVER LOAD	Above 105% rated output power Protection type : Hiccup mode, recovers automatically after fault condition is removed			
	OVER VOLTAGE	5.75 ~ 6.75V	13.8 ~ 16V	17.5 ~ 21V	27.6 ~ 32.4V
ENVIRONMENT	WORKING TEMP.	-30 ~ +70°C (Refer to "Derating Curve")			
	WORKING HUMIDITY	20 ~ 90% RH non-condensing			
	STORAGE TEMP., HUMIDITY	-40 ~ +80°C, 10 ~ 95% RH			
	TEMP. COEFFICIENT	±0.03%/°C (0 ~ 50°C)			
	VIBRATION	10 ~ 500Hz, 2G 10min./1cycle, period for 60min. each along X, Y, Z axes			
SAFETY & EMC	SAFETY STANDARDS	UL8750, CSA C22.2 No.250.0-08 approved, Design refer to TUV EN60950-1			
	WITHSTAND VOLTAGE	I/P-O/P:3.75KVAC			
	ISOLATION RESISTANCE	I/P-O/P:>100M Ohms / 500VDC / 25°C / 70% RH			
	EMC EMISSION	Compliance to EN55015, EN61000-3-2 Class A, EN61000-3-3			
	EMC IMMUNITY	Compliance to EN61547, EN61000-4-2, 3, 4, 5, 6, 8, 11; light industry level (surge 2KV), criteria A			
OTHERS	MTBF	1145.7K hrs min. MIL-HDBK-217F (25°C)			
	DIMENSION	77*40*29(L*W*H)			
	PACKING	0.08Kg; 120pcs/11.8Kg/0.93CUFT			
NOTE	<ol style="list-style-type: none"> 1. All parameters NOT specially mentioned are measured at 230VAC input, rated load and 25°C of ambient temperature. 2. Ripple & noise are measured at 20MHz of bandwidth by using a 12" twisted pair-wire terminated with a 0.1uF & 47uF parallel capacitor. 3. Tolerance : includes set up tolerance, line regulation and load regulation. 4. Derating may be needed under low input voltage. Please check the static characteristics for more details. 5. The power supply is considered as a component that will be operated in combination with final equipment. Since EMC performance will be affected by the complete installation, the final equipment manufacturers must re-qualify EMC Directive on the complete installation again. 6. Length of set up time is measured at first cold start. Turning ON/OFF the power supply may lead to increase of the set up time. 7. The unit might not be suitable for lighting applications in EU countries. Please check with your local authorities for the possible use of the unit. 				

Mechanical Specification

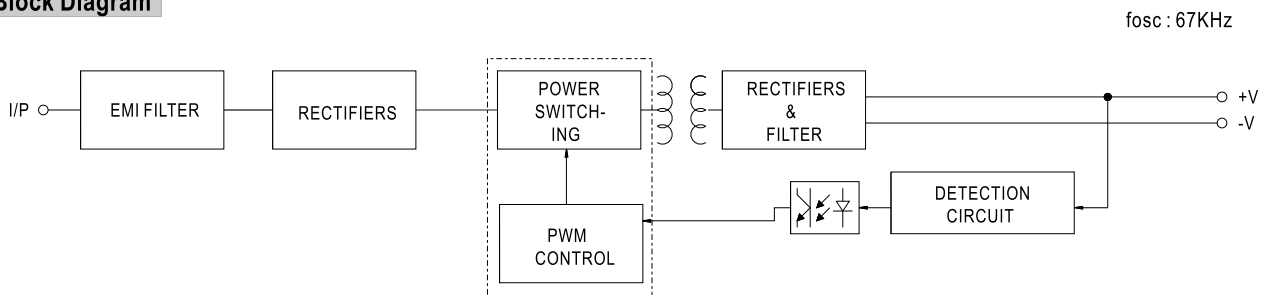
Unit:mm



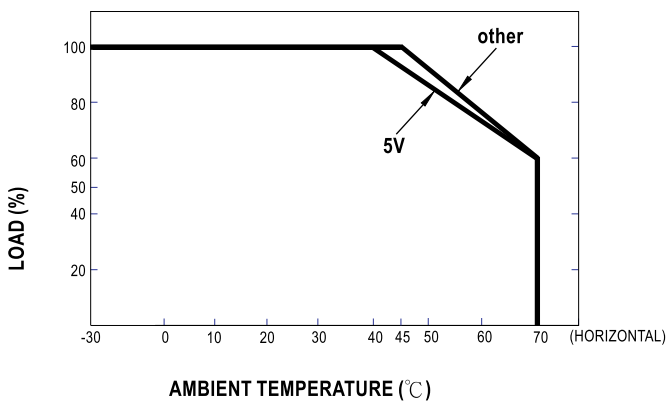
※ T case: Max. Case Temperature



Block Diagram



Derating Curve



Static Characteristics

