



- Features :
- 3 pole AC inlet IEC320-C14
- Class I power (with earth pin)
- Protections: Short circuit / Overload / Over voltage
- Fully enclosed plastic case
- Fix switching frequency and regulation
- Topology: PWM 3882 circuit
- LED indicator for power on
- Approvals: UL / CUL / TUV / CB / CE
- 1 year warranty

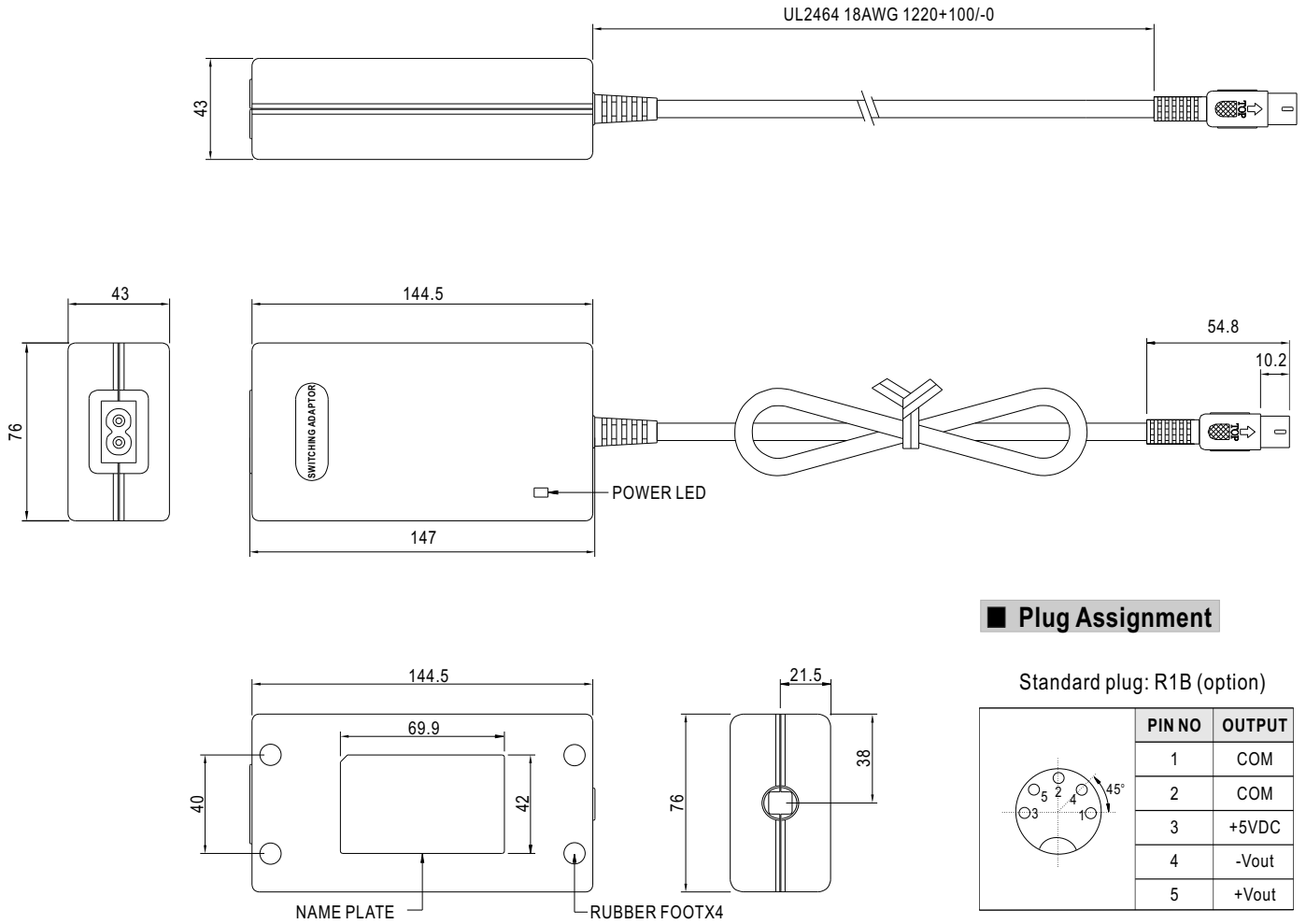


SPECIFICATION

ORDER NO.	P50A13A-R1B			P50A13D-R1B			P50A14E-R1B			
OUTPUT	SAFETY MODEL NO.	PSU50A-13A			PSU50A-13D			PSU50A-14E		
	DC VOLTAGE <small>Note.2</small>	5V	12V	-5V	5V	12V	-12V	5V	15V	-15V
	RATED CURRENT	4A	2A	0.5A	4A	2A	0.5A	4A	1.5A	0.5A
	CURRENT RANGE	0.5 ~ 4.0A	0.5 ~ 2.0A	0.1 ~ 0.5A	0.5 ~ 4.0A	0.5 ~ 2.0A	0.1 ~ 0.5A	0.5 ~ 4.0A	0.5 ~ 1.5A	0.1 ~ 0.5A
	RATED POWER	46.5W			50W			50W		
	RIPPLE & NOISE (max.) <small>Note.3</small>	50mVp-p	100mVp-p	100mVp-p	50mVp-p	100mVp-p	100mVp-p	50mVp-p	100mVp-p	100mVp-p
	VOLTAGE ADJ. RANGE	Fixed								
	VOLTAGE TOLERANCE <small>Note.4</small>	±6.0%	±10%	±12%	±6.0%	±10%	±12%	±6.0%	±10%	±12%
	LINE REGULATION <small>Note.5</small>	±1.0%	±1.0%	±1.0%	±1.0%	±1.0%	±1.0%	±1.0%	±1.0%	±1.0%
	LOAD REGULATION <small>Note.6</small>	±5.0%	±10%	±10%	±5.0%	±10%	±10%	±5.0%	±10%	±10%
SETUP, RISE, HOLD UP TIME	1.5s, 50ms, 12ms at full load									
INPUT	VOLTAGE RANGE	90 ~ 264VAC 135~ 370VAC								
	FREQUENCY RANGE	47 ~ 63Hz								
	EFFICIENCY (Typ.)	70%			72%			74%		
	AC CURRENT	1.6A / 100VAC								
	INRUSH CURRENT (max.)	40A / 230VAC								
LEAKAGE CURRENT (max.)	0.75mA / 240VAC									
PROTECTION	OVERLOAD	150 ~ 250% rated output power Protection type : Hiccup mode, recovers automatically after fault condition is removed								
	OVER VOLTAGE	5V: 110 ~ 140% of rated output voltage Protection type : Shut down o/p voltage, re-power on to recover								
ENVIRONMENT	WORKING TEMP.	0 ~ +40°C (Refer to output load derating curve)								
	WORKING HUMIDITY	20% ~ 90% RH non-condensing								
	STORAGE TEMP., HUMIDITY	-20 ~ +85°C, 10 ~ 95% RH								
	TEMP. COEFFICIENT	±0.03% / °C (0 ~ 50°C)								
	VIBRATION	10 ~ 500Hz, 2G 10min./1cycle, period for 60min. each along X, Y, Z axes								
SAFETY & EMC <small>(Note. 7)</small>	SAFETY STANDARDS	UL1950, CSA22.2, EN60950-1 approved								
	WITHSTAND VOLTAGE	I/P-O/P:3KVAC, I/P-FG:1.5KVAC								
	ISOLATION RESISTANCE	I/P-O/P,I/P-FG:100M Ohms / 500VDC / 25°C / 70% RH								
	EMI CONDUCTION & RADIATION	Compliance to EN55022(CISPR22) class B								
	HARMONIC CURRENT	Compliance to EN61000-3-2,3								
	EMS IMMUNITY	Compliance to EN61000-4-2,3,4,5,6,11, ENV50204, light industry level, criteria A								
OTHERS	MTBF	280K hrs min. MIL-HDBK-217F (25°C)								
	DIMENSION	147*76*43mm (L*W*H)								
	PACKING	0.55kg; 36pcs / 21kg / CARTON								
CONNECTOR	PLUG	Standard type R1B: DIN 5PIN for stock ; Other type available by customer requested								
	CABLE	Standard type AWM2464 18Awg*4c with shield 4ft for stock ; Other type available by customer requested								
NOTE	<p>1.All parameters are specified at 230VAC input, rated load, 25°C 70% RH ambient.</p> <p>2.DC voltage: The output voltage set at point measure by plug terminal & 50% load.</p> <p>3.Ripple & noise are measured at 20MHz by using a 12" twisted pair terminated with a 0.1uf & 47uf capacitor.</p> <p>4.Tolerance: includes set up tolerance, line regulation, load regulation.</p> <p>5.Line regulation is measured from low line to high line at rated load.</p> <p>6.Load regulation is measured from 20% to 100% rated load.</p> <p>7.The power supply is considered a component which will be installed into a final equipment. The final equipment must be re-confirmed that it still meets EMC directives.</p>									

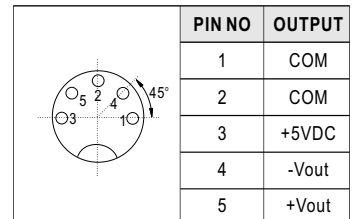
Mechanical Specification

Unit:mm

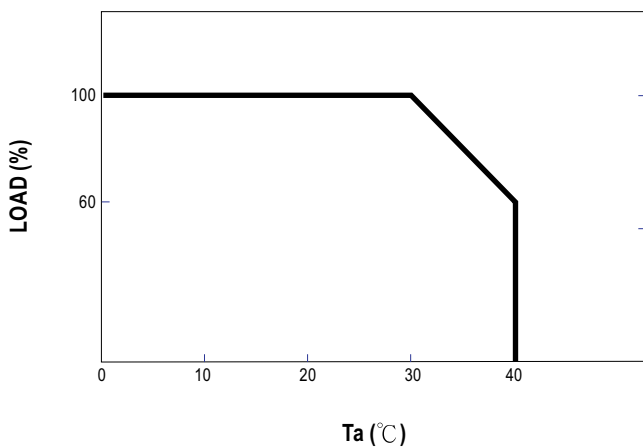


Plug Assignment

Standard plug: R1B (option)



Derating Curve



Static Characteristics

