

DATA SHEET

SMV2019-SMV2023: Silicon Hyperabrupt Junction Varactors, Packaged and Bondable Planar Chips

Applications

- VCOs

Features

- High Q for low-loss resonators
- Low leakage current
- High tuning ratio for wideband VCOs
- SPICE model parameters
- Small footprint chip design



Skyworks Green™ products are compliant with all applicable legislation and are halogen-free. For additional information, refer to *Skyworks Definition of Green™*, document number SQ04-0074.

**Description**

Skyworks silicon hyperabrupt junction varactor diodes are processed using established ion-implantation technology resulting in low series resistance, wide tuning ratio devices with high Q values. These diodes are available as chips or in ceramic packages. The planar chips have a small outline size (12 x 12 mils, nominal) and are fully passivated, which results in low leakage current and high reliability. These varactor chips are intended for assembly in hybrid integrated circuit resonators used in Voltage Controlled Oscillators (VCOs) and analog tuned filters.

The absolute maximum ratings of the SMV2019-SMV2023 varactors are provided in Table 1. Electrical specifications are specified in Table 2. Typical capacitance values are listed in Table 3.

The SPICE model is shown in Figure 1. SPICE parameters are listed in Table 4. Typical performance characteristics are provided in Figures 2 and 3.

Table 1. SMV2019-SMV2023 Absolute Maximum Ratings

Parameter	Symbol	Minimum	Typical	Maximum	Units
Power dissipation	P _{DIS}			250	mW
Reverse voltage	V _R			22	V
Forward current	I _F			100	mA
Operating temperature	T _{OP}	-55		+150	°C
Storage temperature	T _{STG}	-65		+200	°C

Note: Exposure to maximum rating conditions for extended periods may reduce device reliability. There is no damage to device with only one parameter set at the limit and all other parameters set at or below their nominal value.

CAUTION: Although this device is designed to be as robust as possible, Electrostatic Discharge (ESD) can damage this device. This device must be protected at all times from ESD. Static charges may easily produce potentials of several kilovolts on the human body or equipment, which can discharge without detection. Industry-standard ESD precautions should be used at all times.

Table 2. SMV2019-SMV2023 Electrical Specifications (Note 1)
(T_{OP} = +25 °C, C_J Measured at 1 MHz, Unless Otherwise Noted)

Part Number	C _J @ 0 V (pF)	C _J @ 4 V (pF)		C _J @ 20 V (pF)		Q @ 4 V, 50 MHz (Note 2)	1 GHz R _s @ 4 V (Ω)	I _R @ 17.6 V (nA) (Note 3)
	Typical	Minimum	Maximum	Minimum	Maximum	Minimum	Typical	Maximum
SMV2019-000	2.3	0.68	0.88	0.13	0.23	500	4.8	50
SMV2020-000	3.1	1.13	1.43	0.23	0.33	500	4.1	50
SMV2021-000	4.5	1.58	1.98	0.32	0.44	500	2.8	50
SMV2022-000	7.1	2.48	3.08	0.48	0.68	400	2.2	50
SMV2023-000	10.8	4.28	5.28	0.78	1.08	400	1.4	50

Note 1: Performance is guaranteed only under the conditions listed in this Table and is not guaranteed over the full operating or storage temperature ranges. Exceeding any of the conditions listed here may result in permanent damage to the device. Operation at elevated temperatures may reduce reliability of the device.

Note 2: 50 MHz Q calculated from 1 GHz R_s and 1 MHz C_J.

Note 3: V_B at 10 μA specified at 22 V, minimum.

Table 3. Typical Capacitance Values

Reverse Voltage, V_R (V)	Junction Capacitance, C_j (pF)				
	SMV2019	SMV2020	SMV2021	SMV2022	SMV2023
0	2.25	3.14	4.48	7.08	10.76
0.5	1.79	2.50	3.57	5.66	8.76
1	1.53	2.16	3.09	4.88	7.67
2	1.19	1.72	2.45	3.89	6.31
3	0.99	1.44	2.09	3.19	5.38
4	0.89	1.24	1.83	2.71	4.75
5	0.71	1.07	1.60	2.30	4.21
6	0.57	0.90	1.37	1.87	3.66
7	0.46	0.74	1.17	1.52	3.17
8	0.38	0.61	0.97	1.25	2.68
9	0.33	0.52	0.81	1.07	2.25
10	0.29	0.46	0.69	0.94	1.89
11	0.26	0.42	0.61	0.85	1.66
12	0.24	0.38	0.56	0.78	1.49
13	0.23	0.36	0.51	0.73	1.35
14	0.21	0.34	0.48	0.69	1.24
15	0.20	0.32	0.45	0.65	1.16
16	0.19	0.31	0.43	0.62	1.10
17	0.19	0.29	0.41	0.59	1.04
18	0.18	0.28	0.39	0.57	0.99
19	0.17	0.27	0.38	0.55	0.95
20	0.16	0.26	0.36	0.54	0.91

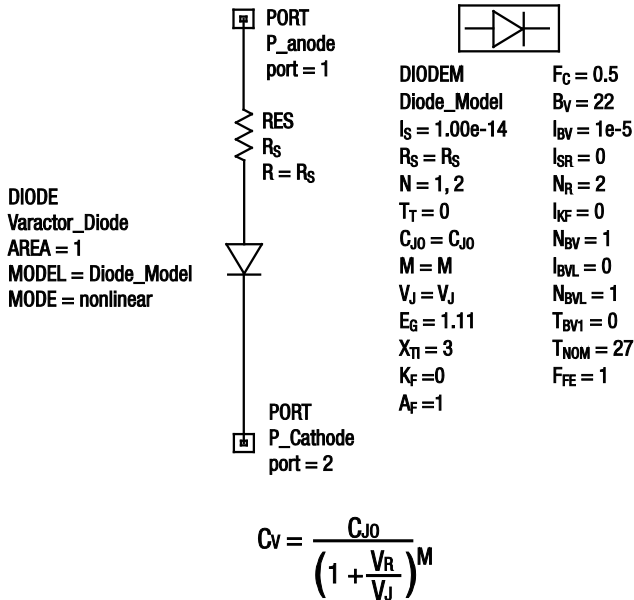


Figure 1. SPICE Model

Table 4. SPICE Model Parameters

Part Number	Cj0 (pF)	Vj (V)	M	Rs (Ω)
SMV2019	2.3	3.5	1.40	4.80
SMV2020	3.05	4.46	1.51	4.10
SMV2021	4.3	5.09	1.59	2.80
SMV2022	6.9	4.92	1.69	2.20
SMV2023	10.26	7.61	1.93	1.40

Typical Performance Characteristics at 25 °C

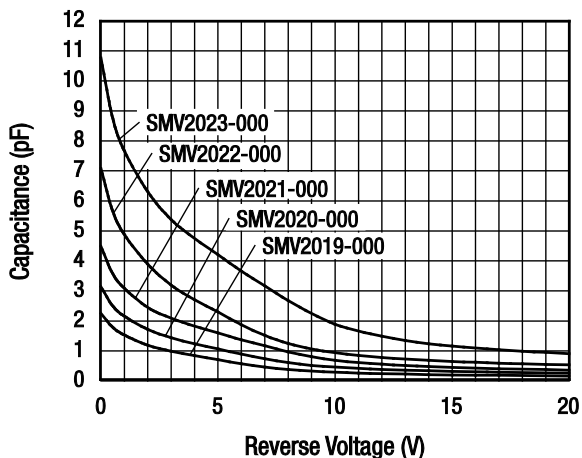


Figure 2. Capacitance vs Reverse Voltage

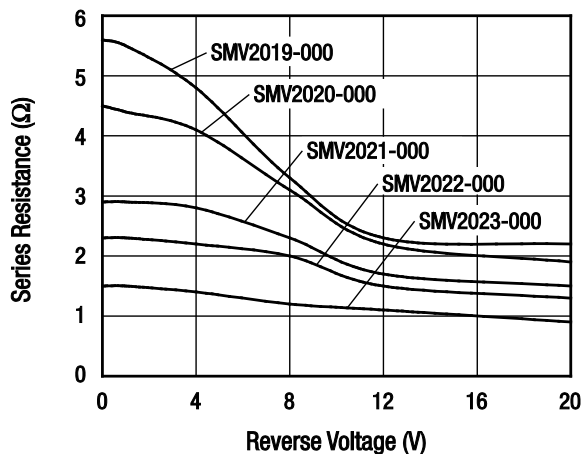


Figure 3. Series Resistance vs Voltage @ 1 GHz

Package Outline Drawings

Table 5 identifies the die part numbers with their corresponding top contact diameters and die outline drawings. Table 6 identifies the hermetic part numbers and outline drawing types. The

package outline die drawing for the SMV23019-SMV2023 varactors is shown in Figure 4. Hermetic package outlines are shown in Figures 5 through 8.

Table 5. SMV2019-SMV2023 Parts – Die Packages

Part Number	Nominal Top Contact Diameter (mils)	Die Drawing
SMV2019-000	2.00	149-801
SMV2020-000	2.50	149-801
SMV2021-000	3.00	149-801
SMV2022-000	3.75	149-801
SMV2023-000	5.00	149-801

Table 6. SMV2019-SMV2023 Parts – Hermetic Packages

Hermetic Stripline Drawing	Hermetic Pill Drawing	Hermetic Stripline Drawing	Hermetic Coaxial Drawing
SMV2019-240	SMV2019-203	SMV2019-219	SMV2019-210
SMV2020-240	SMV2020-203	SMV2020-219	SMV2020-210
SMV2021-240	SMV2021-203	SMV2021-219	SMV2021-210
SMV2022-240	SMV2022-203	SMV2022-219	SMV2022-210
SMV2023-240	SMV2023-203	SMV2023-219	SMV2023-210

Die Package

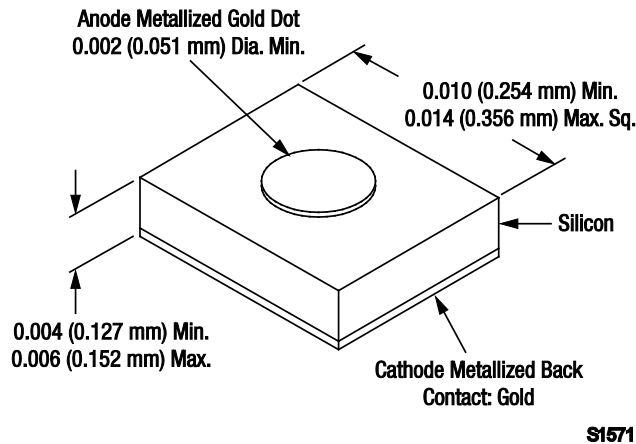


Figure 4. 149-801 Package

Hermetic Packages

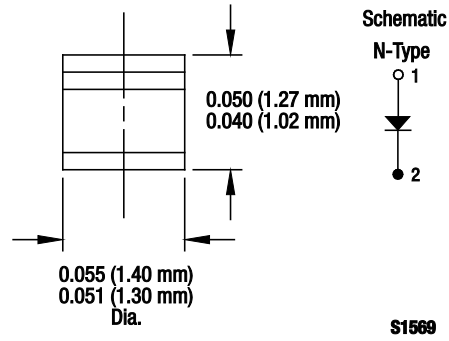


Figure 5. -203 Package

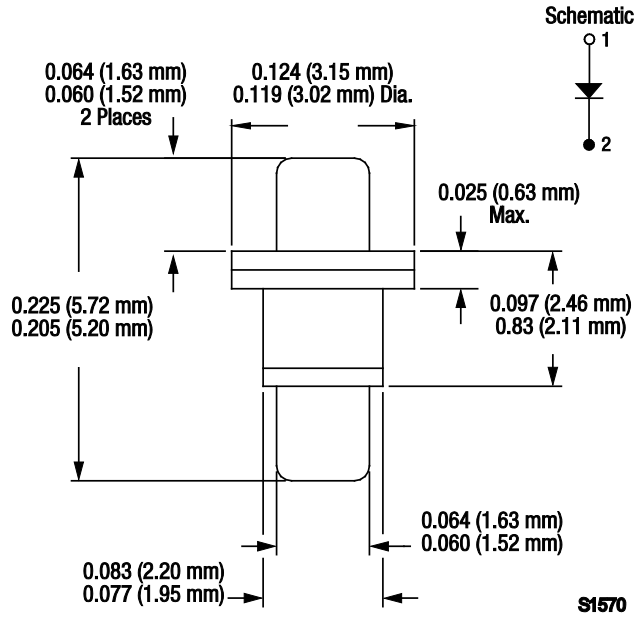


Figure 6. -210 Package

Hermetic Packages (Continued)

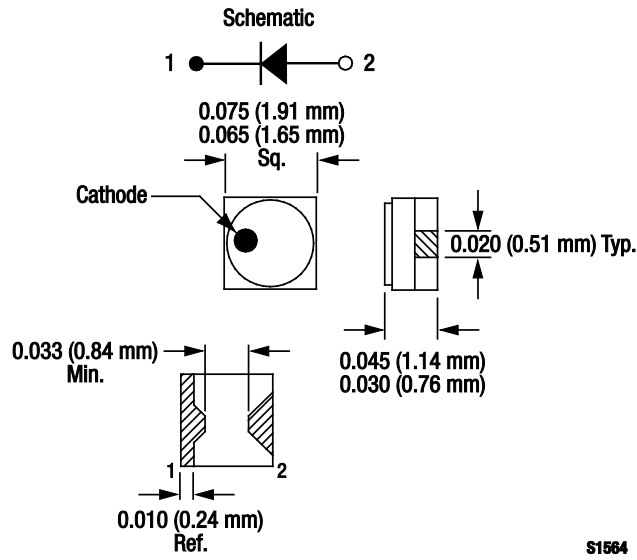


Figure 7. -219 Package

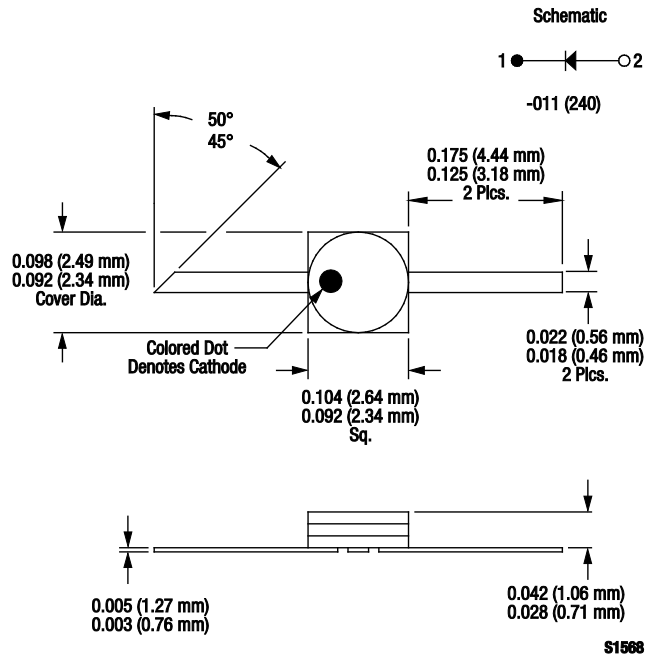


Figure 8. -240 Package

Copyright © 2002 – 2009, 2011 Skyworks Solutions, Inc. All Rights Reserved.

Information in this document is provided in connection with Skyworks Solutions, Inc. (“Skyworks”) products or services. These materials, including the information contained herein, are provided by Skyworks as a service to its customers and may be used for informational purposes only by the customer. Skyworks assumes no responsibility for errors or omissions in these materials or the information contained herein. Skyworks may change its documentation, products, services, specifications or product descriptions at any time, without notice. Skyworks makes no commitment to update the materials or information and shall have no responsibility whatsoever for conflicts, incompatibilities, or other difficulties arising from any future changes.

No license, whether express, implied, by estoppel or otherwise, is granted to any intellectual property rights by this document. Skyworks assumes no liability for any materials, products or information provided hereunder, including the sale, distribution, reproduction or use of Skyworks products, information or materials, except as may be provided in Skyworks Terms and Conditions of Sale.

THE MATERIALS, PRODUCTS AND INFORMATION ARE PROVIDED “AS IS” WITHOUT WARRANTY OF ANY KIND, WHETHER EXPRESS, IMPLIED, STATUTORY, OR OTHERWISE, INCLUDING FITNESS FOR A PARTICULAR PURPOSE OR USE, MERCHANTABILITY, PERFORMANCE, QUALITY OR NON-INFRINGEMENT OF ANY INTELLECTUAL PROPERTY RIGHT; ALL SUCH WARRANTIES ARE HEREBY EXPRESSLY DISCLAIMED. SKYWORKS DOES NOT WARRANT THE ACCURACY OR COMPLETENESS OF THE INFORMATION, TEXT, GRAPHICS OR OTHER ITEMS CONTAINED WITHIN THESE MATERIALS. SKYWORKS SHALL NOT BE LIABLE FOR ANY DAMAGES, INCLUDING BUT NOT LIMITED TO ANY SPECIAL, INDIRECT, INCIDENTAL, STATUTORY, OR CONSEQUENTIAL DAMAGES, INCLUDING WITHOUT LIMITATION, LOST REVENUES OR LOST PROFITS THAT MAY RESULT FROM THE USE OF THE MATERIALS OR INFORMATION, WHETHER OR NOT THE RECIPIENT OF MATERIALS HAS BEEN ADVISED OF THE POSSIBILITY OF SUCH DAMAGE.

Skyworks products are not intended for use in medical, lifesaving or life-sustaining applications, or other equipment in which the failure of the Skyworks products could lead to personal injury, death, physical or environmental damage. Skyworks customers using or selling Skyworks products for use in such applications do so at their own risk and agree to fully indemnify Skyworks for any damages resulting from such improper use or sale.

Customers are responsible for their products and applications using Skyworks products, which may deviate from published specifications as a result of design defects, errors, or operation of products outside of published parameters or design specifications. Customers should include design and operating safeguards to minimize these and other risks. Skyworks assumes no liability for applications assistance, customer product design, or damage to any equipment resulting from the use of Skyworks products outside of stated published specifications or parameters.

Skyworks, the Skyworks symbol, and “Breakthrough Simplicity” are trademarks or registered trademarks of Skyworks Solutions, Inc., in the United States and other countries. Third-party brands and names are for identification purposes only, and are the property of their respective owners. Additional information, including relevant terms and conditions, posted at www.skyworksinc.com, are incorporated by reference.