



FEATURES:

- AC-DC Constant current LED Driver
- Input range 90-264VAC/47-440Hz
- High Efficiency up to 82%
- Operating temperature -20 to 80°C
- The THD < 20%
- Over Temperature Protection
- IP20 and IP67 Case
- Active PFC with TRIAC dimmable^②
- SCP, Over Load Protection

Models
Single output



Model	Max Output Power (W) ①	Output Voltage Range (V)	No Load Output Voltage (V max.)	Output Current (A)	Input Voltage (VAC/Hz)	Input Voltage (VDC)	Efficiency (%)
AMEPR10D-5020AZ ^②	10	36-50	62	0.2	90-264/47-440	120-370	82
AMEPR10D-4025AZ ^②	10	30-40	62	0.25	90-264/47-440	120-370	82
AMEPR10D-3630AZ ^②	10.8	24-36	52	0.3	90-264/47-440	120-370	81
AMEPR10D-3035AZ ^②	10.5	15-30	34	0.35	90-264/47-440	120-370	81
AMEPR10D-1564AZ ^②	9.6	8-15	23	0.64	90-264/47-440	120-370	80
AMEPR10D-1270AZ ^②	8.4	8-12	23	0.7	90-264/47-440	120-370	79

① Exceeding the maximum output power will permanently damage the converter

② Model Nomenclature Options:

Add Suffix "-UD"	Universal AC input 90-264VAC(no TRIAC dimming with this option),IP20
Add Suffix "-UW"	Universal AC input 90-264VAC(no TRIAC dimming with this option),IP67
Add Suffix "-110D"	AC input 90-135VAC, IP20
Add Suffix "-110W"	AC input 90-135VAC, IP67
Add Suffix "-220D"	AC input 180-264VAC, IP20
Add Suffix "-220W"	AC input 180-264VAC, IP67

NOTE: All specifications in this datasheet are measured at an ambient temperature of 25°C, humidity<75%, nominal input voltage and at rated output load unless otherwise specified.

Input Specifications

Parameters	Conditions	Typical	Maximum	Units
Inrush current <2ms	115VAC	8		A
	230VAC	15		
Leakage current	115VAC	0.2		mA
	230VAC	0.25		
AC current	115VAC	0.23		A
	230VAC	0.1		
Power Factor	115VAC		0.9	
	230VAC		0.9	
External fuse (slow blow)			250V/1A	
Start up time		200		ms

Output Specifications

Parameters	Conditions	Typical	Maximum	Units
Current accuracy		±5		%
Line regulation	LL-HL	±7		%
Load regulation	0-100% load	±5		%
Ripple & Noise ③	20MHz Bandwidth	1		V p-p
Hold-up time		1		ms
Minimum Load Voltage	See the models table			

③ Tested with 0.1µF (M/C) or (C/C) and 47µF (E/C) parallel capacitors at the end.

Isolation Specifications

Parameters	Conditions	Typical	Maximum	Units
Tested I/O voltage	3sec		3000	VAC
Isolation Resistance		>1000		MΩ

General Specifications

Parameters	Conditions	Typical	Maximum	Units
Switching frequency		65		KHz
Over load protection		110% of Iout		
Over voltage protection		110% of Vout		
Short circuit protection		Continuous		
Short circuit restart		Auto recovery		
Over temperature protection		>105°C		
Operating temperature	With derating over 55°C	-20 to +80		°C
Maximum case temperature			100	°C
Storage temperature		-40 to +95		°C
Temperature coefficient		±0.02		% / °C
Cooling		Free air convection		
Humidity			95	% RH
Case material		Plastic		
Wires		UL1015 20AWG * 10CM		
Weight		IP20 120		g
		IP67 240		
Dimensions (L X H X W)		133 x 33 x 30mm		
MTBF		>400,000 hrs (MIL-HDBK-217F at +25°C)		

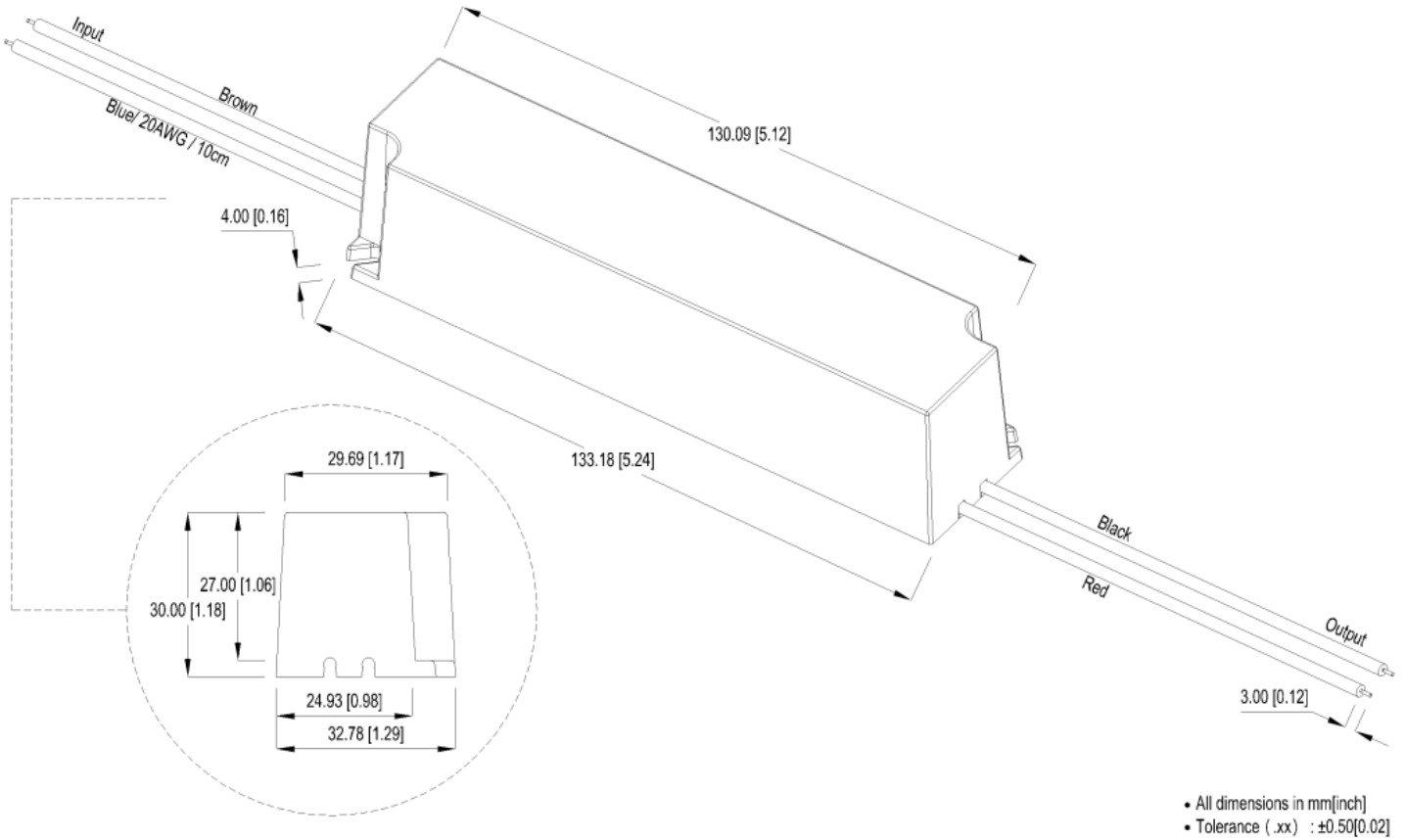
Environment Approval

Test	Parameters	Conditions
Shock	Wave form	Half sine wave
	Acceleration amplitude	5gn
	Bump duration	30 ms
	Converter operation	Before and after test, body mounted (on chassis)
	Number of bumps	18 (3 in each direction for every axis)
Vibration	Test mode	Sweep sine, 10-100Hz, speed 0.05Hz/s
	Displacement	1 mm
	Acceleration	3g, 3 loops 30min one cycle, 3h total, every axis tested
	Converter operation	Before and after test, body mounted (on chassis)

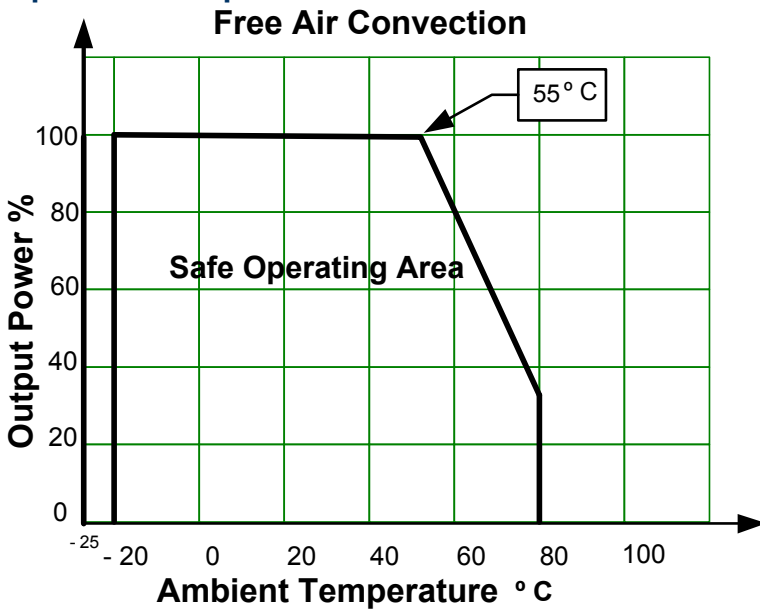
Safety Specifications

Parameters	
Agency approvals	cULus, CE (all pending)
Standards	EN61347-1, EN61347-2-13, , IEC62384, UL8750, UL60950-1, EN55015

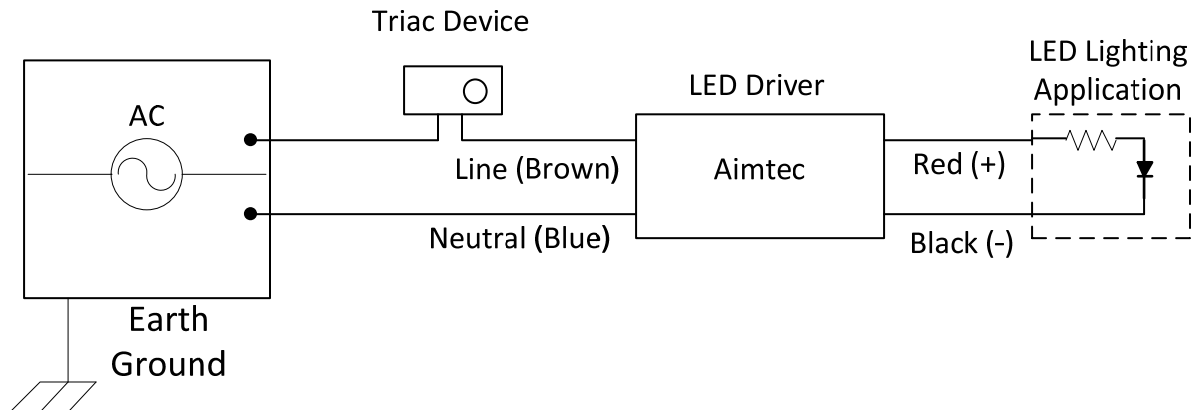
Dimensions



Temperature Graph



Triac Dimming Feature



Triac Dimming Notes:

A- The triac device can be installed on either Line or Neutral
 B- Aimtec LED drivers have been designed to function with a wide range of available Triac devices, however the following list of Triac devices have been tested and are recommended by Aimtec.

- 1) Company: LUTRON
 Series: SKYLARK
 Model: SF-10P-WH (input voltage: 120Vac)
 Model: SF-12P-277-WH (input voltage 277Vac)
- 2) Company LUTRON
 Series: DIVA
 Model: DVF-103P-WH (input voltage: 120Vac)
 Model: DVF-103P-277-WH (input voltage: 277Vac)
- 3) Company BERKER
 Model: 2867 10 (input voltage:230Vac)

If the power voltage range is 90~135Vac, triac suggested use model SF-10P-WH or DVF-103P-WH.

If the power voltage range is 180~260Vac, triac suggested use model SF-12P-277-WH or DVF-103P-277-WH.

NOTE: 1. Datasheets are updated as needed and as such, specifications are subject to change without notice. Once printed or downloaded, datasheets are no longer controlled by Aimtec; refer to www.aimtec.com for the most current product specifications. 2. Product labels shown, including safety agency certifications on labels, may vary based on the date manufactured. 3. Mechanical drawings and specifications are for reference only. 4. All specifications are measured at an ambient temperature of 25°C, humidity<75%, nominal input voltage and at rated output load unless otherwise specified. 5. Aimtec may not have conducted destructive testing or chemical analysis on all internal components and chemicals at the time of publishing this document. CAS numbers and other limited information are considered proprietary and may not be available for release. 5. This product is not designed for use in critical life support systems, equipment used in hazardous environments, nuclear control systems or other such applications which necessitate specific safety and regulatory standards other the ones listed in this datasheet.