


Technical Data Sheet  
3mm 3Pcs Circuit Board Indicator

A1394B/3SYG/S530-E2

■ Features :

- Low power consumption
- High efficiency and low cost
- Good control and free combinations on the colors of LED lamps
- Good lock and easy to assembly
- Stackable and easy to assembly  
Stackable vertically and easy to assembly
- Versatile mounting on P.C board or panel
- Stackable horizontally and easy to assembly
- Pb free
- The product itself will remain within RoHS compliant version



■ Descriptions :

- ARRAY=Plastic Holder+Combinations of Lamps
- The array will easily mount the applicable lamps on any panel up to

■ Applications :

- 1.Used as indicators of indicating the Degree, Functions, Positions etc, in electronic instruments.

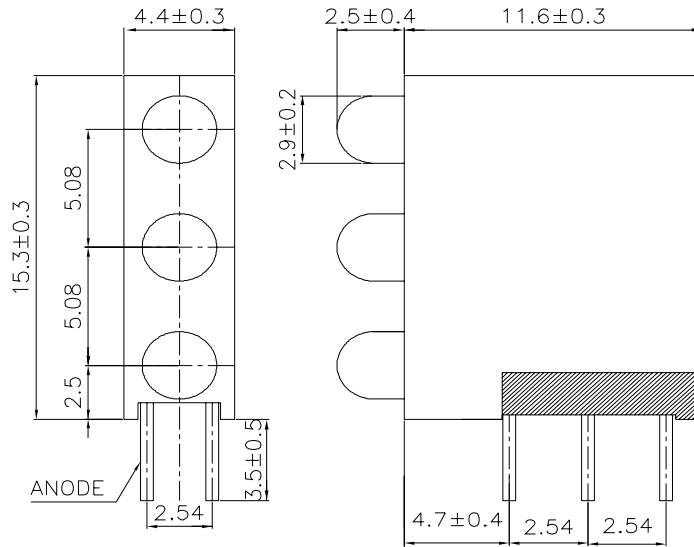
PART NO.	Chip		Lens Color
	Material	Emitted Color	
264-10SYGD/S530-E2	AlGaInP	Super Yellow Green	Green Diffused

Technical Data Sheet

3mm 3Pcs Circuit Board Indicator

A1394B/3SYG/S530-E2

Package Dimensions



- Notes: 1.All dimensions are in millimeters, tolerance is 0.25mm except being specified  
2.Lead spacing is measured where the lead emerge from the package

■ Absolute Maximum Ratings at Ta = 25°C

Parameter	Symbol	Rating	Unit
Forward Current	IF	25	mA
Operating Temperature	Topr	-40 to +85	°C
Storage Temperature	Tstg	-40 to +100	°C
Soldering Temperature	Tsol	260	°C
Electrostatic Discharge	ESD	2000	V
Power Dissipation	Pd	60	mW
Reverse Voltage	VR	5	V

Note: \*1:Soldering time ≦ 5 seconds.



EVERLIGHT ELECTRONICS CO.,LTD.

LIGHTING FOREVER

Technical Data Sheet

3mm 3Pcs Circuit Board Indicator

A1394B/3SYG/S530-E2

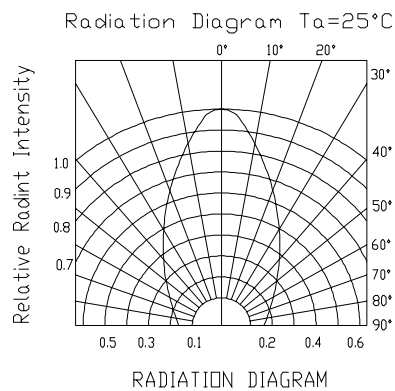
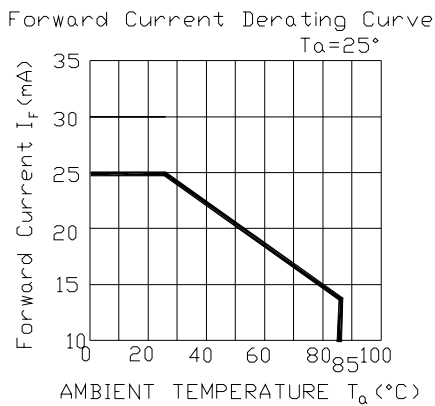
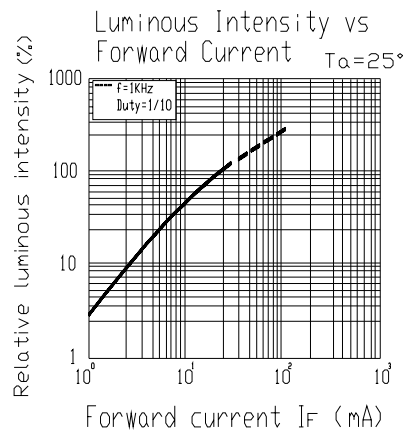
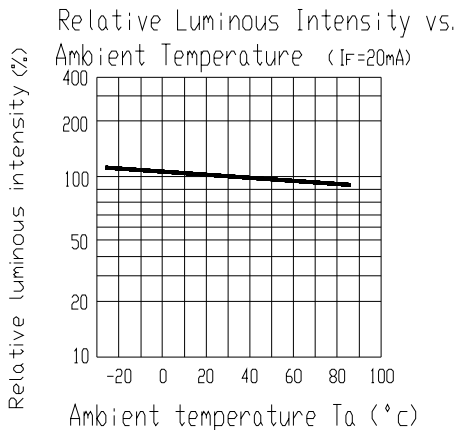
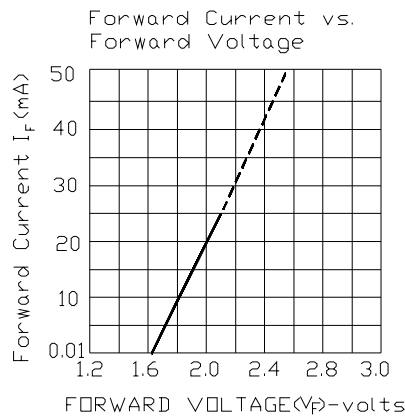
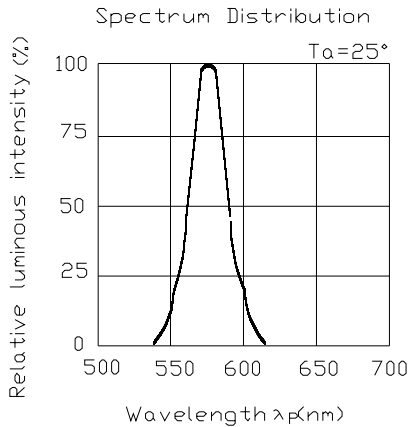
Parameter	Symbol	Condition	Min.	Typ.	Max.	Unit
Forward Voltage	$V_F$	$I_F= 20 \text{ mA}$	/	2.0	2.4	V
Reverse Current	$I_R$	$V_R= 5 \text{ V}$	/	/	10	$\mu\text{A}$
Luminous Intensity	$I_v$	$I_F= 20 \text{ mA}$	25	50	/	mcd
Viewing Angle	$2\theta 1/2$	$I_F= 20 \text{ mA}$	/	60	/	deg
Peak Wavelength	$\lambda_p$	$I_F= 20 \text{ mA}$	/	575	/	nm
Dominant Wavelength	$\lambda_d$	$I_F= 20 \text{ mA}$	/	573	/	nm
Spectrum Radiation Bandwidth	$\Delta\lambda$	$I_F= 20 \text{ mA}$	/	20	/	nm

Technical Data Sheet  
3mm 3Pcs Circuit Board Indicator

A1394B/3SYG/S530-E2

■ Typical Electro-Optical Characteristic Curves:

(SYG)



Technical Data Sheet  
3mm 3Pcs Circuit Board Indicator

A1394B/3SYG/S530-E2

■ Reliability test items and conditions:

The reliability of products shall be satisfied with items listed below.

Confidence level : 97%

LTPD : 3%

NO	Item	Test Conditions	Test Hours/Cycle	Sample Size	Failure Judgment Criteria	Ac/Re
1	Solder Heat	TEMP : 260°C ± 5 °C	10 SEC	76 PCS	$I_v \leq I_{vt} * 0.5$ or $V_f \geq U$ or $V_f \leq L$	0/1
2	Temperature Cycle	H : +100°C 15min $\int$ 5 min L : -40°C 15min	300 CYCLES	76 PCS		0/1
3	Thermal Shock	H : +100°C 5min $\int$ 10 sec L : -10°C 5min	300 CYCLES	76 PCS		0/1
4	High Temperature Storage	TEMP : 100°C	1000 HRS	76 PCS		0/1
5	Low Temperature Storage	TEMP : -40°C	1000 HRS	76 PCS		0/1
6	DC Operating Life	TEMP : 25°C $I_F = 20\text{mA}$	1000 HRS	76 PCS		0/1
7	High Temperature / High Humidity	85°C / 85% RH	1000 HRS	76 PCS		0/1

Note :  $I_{vt}$  : To test  $I_v$  value of the chip before the reliability test

$I_v$  : The test value of the chip that has completed the reliability test

U : Upper Specification Limit

L : Lower Specification Limit

## Technical Data Sheet


## 3mm 3Pcs Circuit Board Indicator

A1394B/3SYG/S530-E2

## Packing Quantity Specification

- 1.160PCS/1Plate , 4Plate/1Box
2. 10Boxes/1Carton

## Label Form Specification



CPN: Customer' s Production Number  
P/N : Production Number  
QTY: Packing Quantity  
CAT: Ranks  
HUE: Dominant Wavelength  
REF: Reference  
LOT No: Lot Number

## Notes

1. Above specification may be changed without notice. EVERLIGHT will reserve authority on material change for above specification.

The product itself will remain within RoHS compliant version

for using outlined in these specification sheets. EVERLIGHT assumes no responsibility for any damage resulting from use of the product which does not comply with the absolute maximum ratings and the instructions included in these specification sheets.

3. These specification sheets include materials protected under copyright of EVERLIGHT corporation.

Please don' t reproduce or cause anyone to reproduce them without EVERLIGHT' s consent.

EVERLIGHT ELECTRONICS CO., LTD.

Tel: (886-2-2267-2000, 2267-9936

Office: No 25, Lane 76, Sec 3, Chung Yang Rd,  
Tucheng, Taipei 236, Taiwan, R.O.C

Fax: 886-2267-6244, 2267-6189, 2267-6306  
<http://www.everlight.com>