



## Technical Data Sheet 0.56" Triple Digit Displays


### ELT-511UYOWA/S530-A3

#### ■ Features :

- Industrial standard size.
- Low power consumption.
- Categorized for luminous intensity.
- Pb free

#### ■ Descriptions :

- The ELT-511 series is a large 14.22 mm (0.56")high seven segment display designed for viewing distances up to 7 meters.
- These displays provide excellent reliability in bright ambient light.
- These devices are made with white segments and gray surface.



#### ■ Applications :

- Audio equipment
- Instrument panels
- Digital read out display

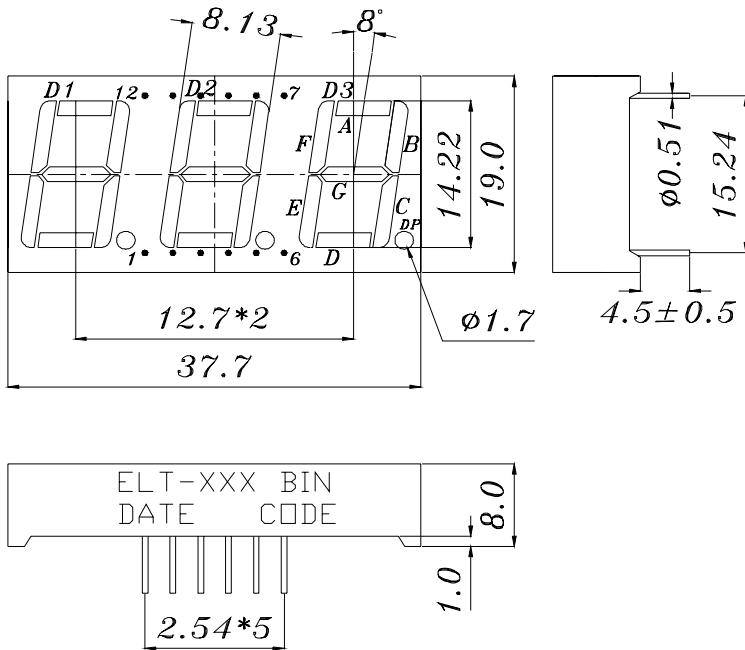
PART NO.	Chip	
	Material	Emitted Color
ELT-511UYOWA/S530-A3	AlGaInP	Super Yellow Orange



**Technical Data Sheet**  
**0.56" Triple Digit Displays**

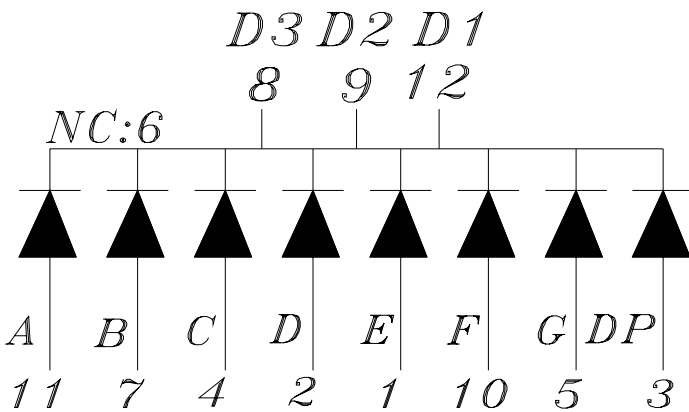
**ELT-511UYOWA/S530-A3**

**Package Dimensions**



**COMMON CATHODE**

- 1 ANODE E
- 2 ANODE D
- 3 ANODE DP
- 4 ANODE C
- 5 ANODE G
- 6 NO CONNECT
- 7 ANODE B
- 8 COMMON CATHODE D3
- 9 COMMON CATHODE D2
- 10 ANODE F
- 11 ANODE A
- 12 COMMON CATHODE D1



- Notes:**
1. All dimensions are in millimeters, tolerance is 0.25mm unless otherwise noted.
  2. Above specification may be changed without notice.
- Supplier will reserve authority on material change for above specification.



**Technical Data Sheet**  
**0.56" Triple Digit Displays**

**ELT-511UYOWA/S530-A3**

■ Absolute maximum ratings at Ta = 25°C :

Parameter	Symbol	Rating	Unit
Reverse Voltage	V <sub>R</sub>	5	V
Forward Current	I <sub>F</sub>	25	mA
Operating Temperature	T <sub>opr</sub>	-40 to +85	°C
Storage Temperature	T <sub>stg</sub>	-40 to +100	°C
Soldering Temperature	T <sub>sol</sub>	260 ± 5	°C
Electrostatic Discharge	ESD	2000	V
Power Dissipation	P <sub>d</sub>	60	mW
Peak Forward Current(Duty 1/10 @ 1KHz)	I <sub>F(Peak)</sub>	160	mA

■ Electronic optical characteristics :

Parameter		Symbol	Min.	Typ.	Max.	Unit	Condition
Luminous Intensity	Per segment	I <sub>v</sub>	----	2.5	----	mcd	I <sub>F</sub> =2mA
			5.6	12.5	----		I <sub>F</sub> =10mA
	Per decimal point		----	0.6	----	mcd	I <sub>F</sub> =2mA
			1.2	2.8	----		I <sub>F</sub> =10mA
Peak Wavelength		λ <sub>p</sub>	----	611	----	nm	I <sub>F</sub> =20mA
Dominant Wavelength		λ <sub>d</sub>	----	605	----	nm	I <sub>F</sub> =20mA
Spectrum Radiation Bandwidth		Δλ	----	17	----	nm	I <sub>F</sub> =20mA
Forward Voltage		V <sub>F</sub>	----	2.0	2.4	V	I <sub>F</sub> =20mA
Reverse Current		I <sub>R</sub>	----	----	100	μA	V <sub>R</sub> =5V

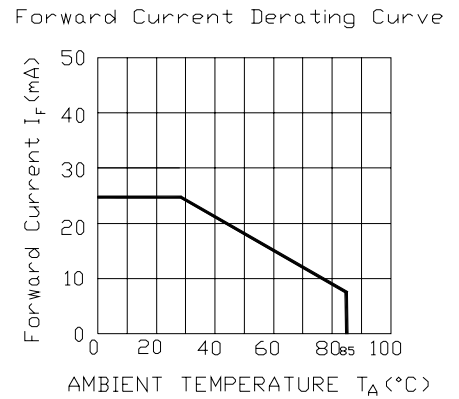
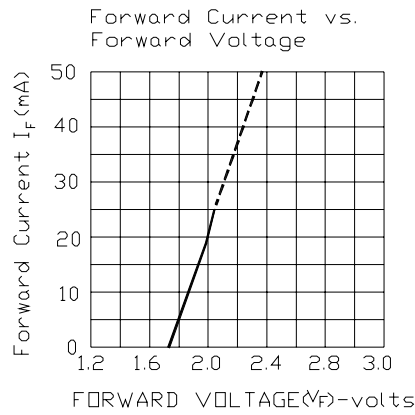
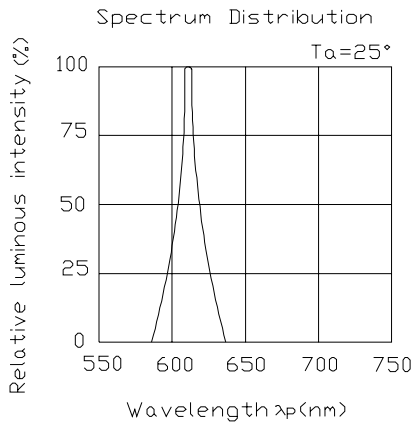


Technical Data Sheet  
0.56" Triple Digit Displays

ELT-511UYOWA/S530-A3

■ Typical Electro-Optical Characteristic Curves:

(UY□)





Technical Data Sheet  
0.56" Triple Digit Displays

ELT-511UYOWA/S530-A3

■ Reliability test items and conditions:

NO	Item	Test Conditions	Test Hours/Cycle	Sample Size	Ac/Re
1	Solder Heat	TEMP : 260°C ± 5 °C	5 SEC	76 PCS	0/1
2	Temperature Cycle	H : +85°C 30min ∫ 5 min L : -55°C 30min	50 CYCLE	76 PCS	0/1
3	Thermal Shock	H : +100°C 5min ∫ 10 sec L : -10°C 5min	50 CYCLE	76 PCS	0/1
4	High Temperature Storage	TEMP : 100°C	1000 HRS	76 PCS	0/1
5	Low Temperature Storage	TEMP : -55°C	1000 HRS	76 PCS	0/1
6	DC Operating Life	IF = 10 mA	1000 HRS	76 PCS	0/1
7	High Temperature / High Humidity	85°C/85% RH	1000 HRS	76 PCS	0/1