

Power Isolation Transformers

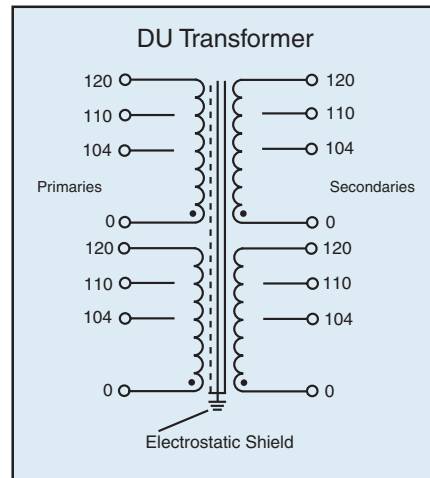
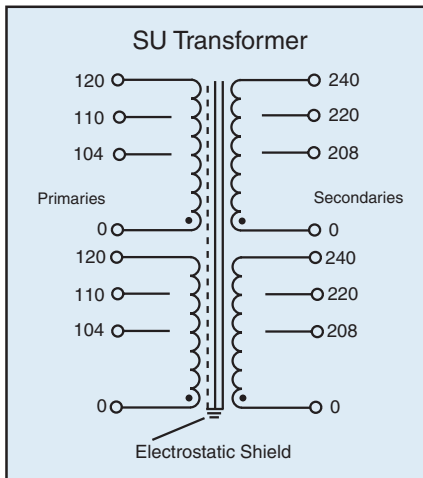
Industrial Grade Step-Up or Step-Down Transformers



Signal's DU and SU transformers have been designed to provide a multitude of step-up or step-down voltages to accommodate various input voltages available throughout the world.

General Specifications

- Power - 250 VA to 10 KVA (500 VA to 20 KVA possible if used as auto-transformer)
- Dielectric Strength - 2500 Vrms Hipot
- Primaries - Dual/tapped primaries: Parallel connected (104V, 110V, 120V - 50-500 Hz)
Series connected (208V, 220V, 230V, 240V)
- Secondaries - Dual/tapped secondaries:
DU Series - Parallel connected (104V, 110V, 120V - 50-500 Hz)
Series connected (208V, 220V, 230V, 240V - 50-500 Hz)
SU Series - Parallel connected (208V, 220V, 240V - 50-500 Hz)
Series connected (416V, 440V, 460V, 480V - 50-500 Hz)
- Electrostatic Shield - Solid copper foil connected to ground. The connection may be opened if an un-grounded shield is desired.
- Terminals - Plated brass screw-type terminals
- Insulation System - Class B, 130° C
- Higher insulation classes available



As shown on the schematic diagram the DU line incorporates dual primaries and secondaries. All four windings are identically rated at 0/104/110/120V. This permits series or parallel connections on either primary or secondary. Therefore, a nominal 110V to 110V, 220V to 220V, 110V to 220V, or 220V to 110V transformer can be configured. The winding tap permits intermediate series ratings such as 208V, 214V, or 230V. It is also possible to make auto-transformer connections by connecting a primary group in series with a secondary group. Such nominal ratings as 440V to 220V or 220V to 440V can be configured in addition to the standard ratings described above. A further advantage to auto-transformer connection is the fact that the KVA rating of a particular type is doubled.

Part Number	KVA	Series Secondaries		Parallel Secondaries	
		Volts	Max Amps	Volts	Max Amps
DU-1/4	1/4	0/208/220/240	1.1	0/104/110/120	2.2
DU-1/2	1/2	0/208/220/240	2.3	0/104/110/120	4.6
DU-1	1	0/208/220/240	4.5	0/104/110/120	9
DU-2	2	0/208/220/240	9	0/104/110/120	18
DU-3	3	0/208/220/240	14	0/104/110/120	28
DU-5	5	0/208/220/240	23	0/104/110/120	46
DU-7.5	7.5	0/208/220/240	31	0/104/110/120	62
DU-10	10	0/208/220/240	41	0/104/110/120	82

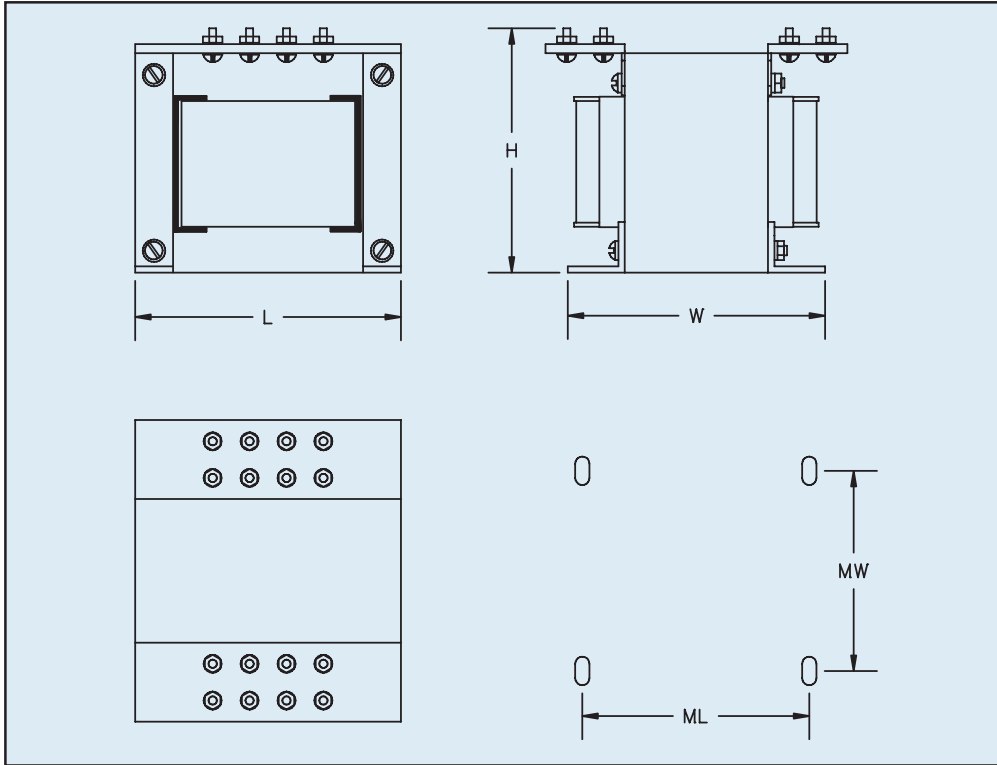
Part Number	KVA	Series Secondaries		Parallel Secondaries	
		Volts	Max Amps	Volts	Max Amps
SU-1/4	1/4	0/416/440/480	0.55	0/208/220/240	1.1
SU-1/2	1/2	0/416/440/480	1.15	0/208/220/240	2.3
SU-1	1	0/416/440/480	2.25	0/208/220/240	4.5
SU-2	2	0/416/440/480	4.5	0/208/220/240	9
SU-3	3	0/416/440/480	7	0/208/220/240	14
SU-5	5	0/416/440/480	11.5	0/208/220/240	23
SU-7.5	7.5	0/416/440/480	15.5	0/208/220/240	31
SU-10	10	0/416/440/480	20.5	0/208/220/240	41

Custom versions available upon request.

©2008 Signal Transformer — Specification subject to change without notice. 07.08

Power Isolation Transformers

Industrial Grade Step-Up or Step-Down Transformers



Part Number		Dimensions					Mtg. & Term. Screw	Weight
		L*	W*	H*	ML†	MW‡		lbs (kg)
		Inches (mm)						
DU-1/4	SU-1/4	5.31 (134.9)	4.25 (107.9)	5.25 (133.4)	4.37 (111.1)	2.50 (63.5)	#10	12 (5.44)
DU-1/2	SU-1/2	5.31 (134.9)	5.31 (134.9)	5.25 (133.4)	4.37 (111.1)	3.62 (92.1)	#10	18 (8.16)
DU-1	SU-1	7.56 (192.1)	6.25 (158.8)	7.37 (187.3)	6.75 (171.5)	4.12 (104.8)	1/4	33 (14.97)
DU-2	SU-2	7.56 (192.1)	8.25 (209.6)	7.37 (187.3)	6.75 (171.5)	6.00 (152.4)	1/4	56 (25.40)
DU-3	SU-3	7.56 (192.1)	9.25 (234.9)	7.37 (187.3)	6.75 (171.5)	7.00 (177.8)	1/4	70 (31.75)
DU-5	SU-5	7.56 (192.1)	10.75 (273.1)	7.37 (187.3)	6.75 (171.5)	8.50 (215.9)	1/4	89 (40.37)
DU-7.5	SU-7.5	9.00 (228.6)	10.75 (273.1)	8.00 (203.2)	7.50 (190.5)	6.50 (165.1)	1/4	105 (47.63)
DU-10	SU-10	9.00 (228.6)	13.00 (330.2)	8.00 (203.2)	7.50 (190.5)	9.00 (228.6)	1/4	150 (68.04)

*Maximum
 † ± 0.6 (1.6mm)
 ‡ ± 0.12 (3.2mm)

Custom versions available upon request.

©2008 Signal Transformer — Specification subject to change without notice. 07.08