

Type 4X Stainless Steel Wallmount Enclosure *Eclipse*

Series

Hinge Door with Quarter Turn/Handle



Application

- Designed to enclose electrical and/or electronic equipment and protect against harsh, industrial environments for wallmount applications.
- Impressive styling features like hidden hinges and attractive latching systems make the Eclipse a suitable addition to any high-tech equipment installation.
- A wide range of sizes and practical accessories make this product line a complete package.

Standards

- UL 508 Type 3R, 4, 4X and 12
- CSA Type 3R, 4, 4X and 12
- Complies with
 - NEMA 3R, 4, 4X, 12 and 13
 - IEC 60529, IP 66

Construction

- Formed 14 or 16 gauge 304 or 316 stainless steel.
- Continuously welded seams ground smooth.
- Door stiffeners are provided where required for increased strength and rigidity - designed to also permit additional mounting options.
- Formed lip on enclosure to exclude flowing liquids and contaminants.
- Door latches feature the added safety of quarter turn slot requiring use of tool for opening.
- Doors may be easily removed for modifications and are interchangeable.
- Seamless poured-in place gasket.
- Collar studs provided for mounting inner panel.
- Includes hardware kit with panel mounting nuts and sealing washers for wall mounting holes.
- Bonding stud provided on door and grounding stud installed in enclosure.
- Stainless steel 3 point latching handle (where applicable).
- Stainless steel hinge pins and quarter turns.
- Door alignment guide provided on 36" wide enclosures.

Finish

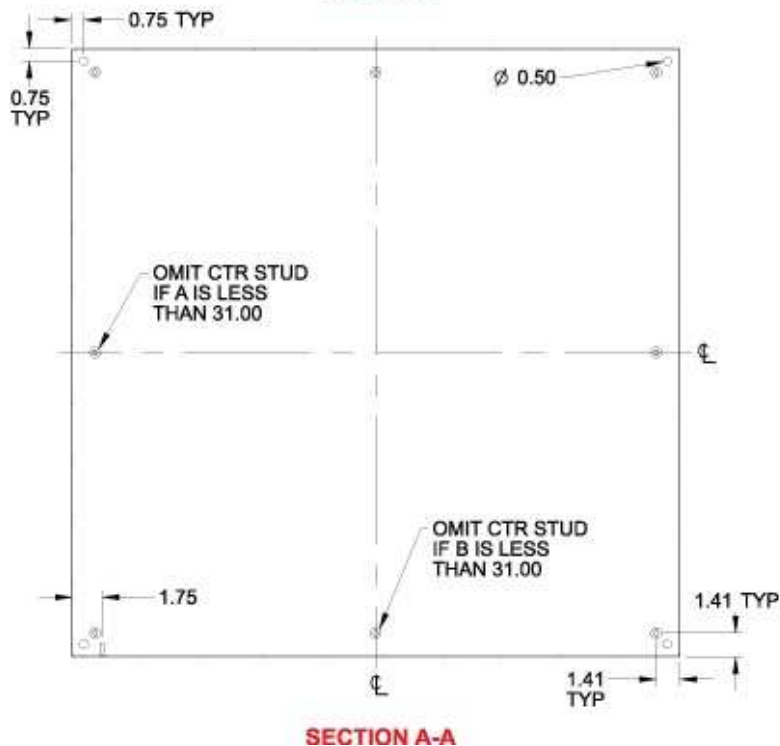
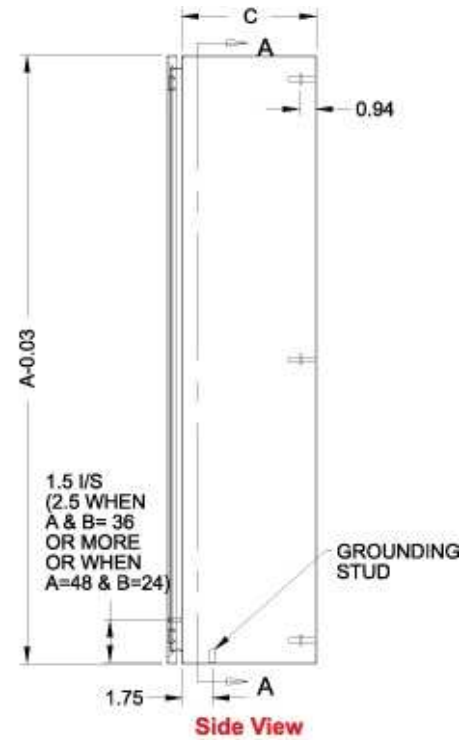
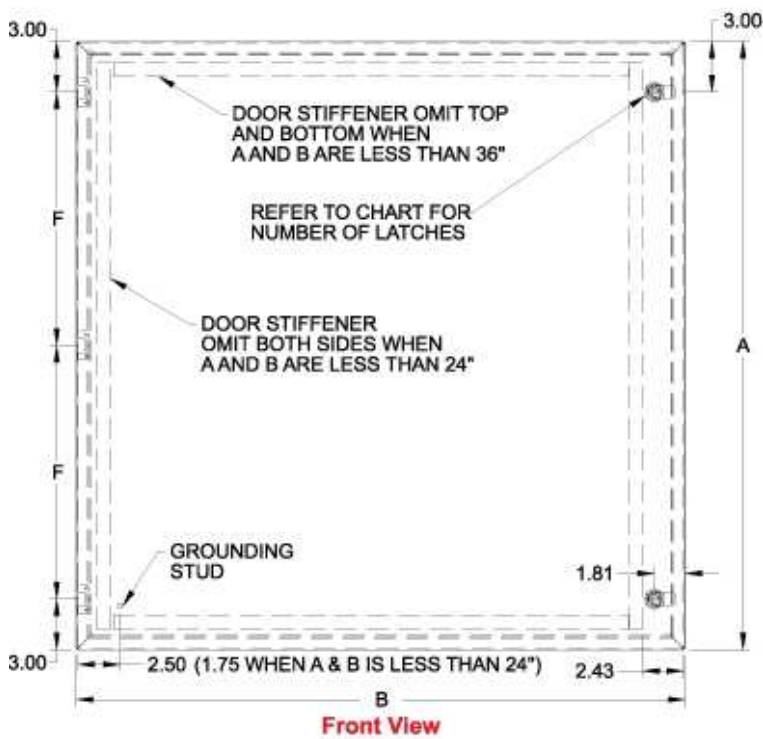
- Cover and enclosure are natural stainless steel with a smooth brushed finish.

Accessories

- [Cooling Products](#)
- [Blowers and Fans](#)
- [Breather Kits](#)
- [DIN Rails](#)

- [DIN Rail Mounting Kit](#)
- [Drip Shield Kit](#)
- [Heaters](#)
- [Inner Panels](#)
- [Literature Pocket](#)
- [Padlock Adaptor](#)
- [Swing Frame](#)
- [Replacement Hinge Pins](#)
- [Temperature Controls](#)
- [Type 4 Hardware Kits](#)

- [Door Stop Kit](#)
- [Filtered Fans](#)
- [Handles](#)
- [Quarter Turn Inserts and Keys](#)
- [Mounting Foot Kit](#)
- [Swing Panel](#)
- [Rear Hole Plugs](#)
- [Quarter Turn Assemblies](#)
- [Touch-Up Spray Paint](#)



304 S.S. Part No.	316 S.S. Part No.	Overall Dimensions			Door/Body Latches			Opt. Panel Part No.	Panel Size				Ship Wt. (lbs)
		A	B	C	Gauge	Qty	Type		D	E	Hinges	F	
EN4SD12126SS	EN4SD12126S16	12.00	12.00	6.00	16	1	Qtr Turn	EP1212	10.20	10.20	2	6.00	12
EN4SD16126SS	EN4SD16126S16	16.00	12.00	6.00	16	1	Qtr Turn	EP1612	14.20	10.20	2	10.00	16
EN4SD16166SS	EN4SD16166S16	16.00	16.00	6.00	16	1	Qtr Turn	EP1616	14.20	14.20	2	10.00	19
EN4SD16206SS	-	16.00	20.00	6.00	16	1	Qtr Turn	EP1620	14.20	18.20	2	10.00	22
EN4SD20166SS	EN4SD20166S16	20.00	16.00	6.00	16	1	Qtr Turn	EP2016	18.20	14.20	2	14.00	22
EN4SD20206SS	-	20.00	20.00	6.00	16	1	Qtr Turn	EP2020	18.20	18.20	2	14.00	26
EN4SD24206SS	EN4SD20206S16	24.00	20.00	6.00	16	1	Qtr Turn	EP2420	22.20	18.20	2	18.00	30
EN4SD16128SS	EN4SD16128S16	16.00	12.00	8.00	16	1	Qtr Turn	EP1612	14.20	10.20	2	10.00	16
EN4SD16168SS	EN4SD16168S16	16.00	16.00	8.00	16	1	Qtr Turn	EP1616	14.20	14.20	2	10.00	21
EN4SD16208SS	EN4SD16208S16	16.00	20.00	8.00	16	1	Qtr Turn	EP1620	14.20	18.20	2	10.00	25
EN4SD20168SS	EN4SD20168S16	20.00	16.00	8.00	16	1	Qtr Turn	EP2016	18.20	14.20	2	14.00	25
EN4SD20208SS	EN4SD20208S16	20.00	20.00	8.00	16	1	Qtr Turn	EP2020	18.20	18.20	2	14.00	28
EN4SD20248SS	-	20.00	24.00	8.00	16	1	Qtr Turn	EP2024	18.20	22.20	2	14.00	32
EN4SD24168SS	EN4SD24168S16	24.00	16.00	8.00	16	1	Qtr Turn	EP2416	22.20	14.20	2	18.00	26
EN4SD24208SS	EN4SD24208S16	24.00	20.00	8.00	16	1	Qtr Turn	EP2420	22.20	18.20	2	18.00	32
EN4SD24248SS	EN4SD24248S16	24.00	24.00	8.00	14	2	Qtr Turn	EP2424	22.20	22.20	2	18.00	40
EN4SD24308SS	-	24.00	30.00	8.00	14	2	Qtr Turn	EP2430	22.20	28.20	2	18.00	48
EN4SD30208SS	-	30.00	20.00	8.00	14	2	Qtr Turn	EP3020	28.20	18.20	3	12.00	42
EN4SD30248SS	EN4SD30248S16	30.00	24.00	8.00	14	2	Qtr Turn	EP3024	28.20	22.20	3	12.00	46
EN4SD30308SS	EN4SD30308S16	30.00	30.00	8.00	14	2	Qtr Turn	EP3030	28.20	28.20	3	12.00	67
EN4SD36248SS	EN4SD36248S16	36.00	24.00	8.00	14	2	Qtr Turn	EP3624	34.20	22.20	3	15.00	55
EN4SD36308SS	EN4SD36308S16	36.00	30.00	8.00	14	2	Qtr Turn	EP3630	34.20	28.20	3	15.00	77
EN4SD42368SSR	-	42.00	36.00	8.00	14	5	Qtr Turn	EP4236	40.20	34.20	4	12.00	106
EN4SD48368SSR	-	48.00	36.00	8.00	14	5	Qtr Turn	EP4836	46.20	34.20	4	14.00	124
EN4SD161210SS	EN4SD161210S16	16.00	12.00	10.00	16	1	Qtr Turn	EP1612	14.20	10.20	2	10.00	18
EN4SD161610SS	EN4SD161610S16	16.00	16.00	10.00	16	1	Qtr Turn	EP1616	14.20	14.20	2	10.00	23
EN4SD162010SS	EN4SD162010S16	16.00	20.00	10.00	16	1	Qtr Turn	EP1620	14.20	18.20	2	10.00	28
EN4SD201610SS	EN4SD201610S16	20.00	16.00	10.00	16	1	Qtr Turn	EP2016	18.20	14.20	2	14.00	28
EN4SD202010SS	EN4SD202010S16	20.00	20.00	10.00	16	1	Qtr Turn	EP2020	18.20	18.20	2	14.00	31
EN4SD202410SS	EN4SD202410S16	20.00	24.00	10.00	16	1	Qtr Turn	EP2024	18.20	22.20	2	14.00	38

EN4SD241610SS	EN4SD241610S16	24.00	16.00	10.00	16	1	Qtr Turn	EP2416	22.20	14.20	2	18.00	30
EN4SD242010SS	EN4SD242010S16	24.00	20.00	10.00	16	1	Qtr Turn	EP2420	22.20	18.20	2	18.00	38
EN4SD242410SS	EN4SD242410S16	24.00	24.00	10.00	14	2	Qtr Turn	EP2424	22.20	22.20	2	18.00	45
EN4SD243010SS	EN4SD243010S16	24.00	30.00	10.00	14	2	Qtr Turn	EP2430	22.20	28.20	2	18.00	53
EN4SD302010SS	EN4SD302010S16	30.00	20.00	10.00	14	2	Qtr Turn	EP3020	28.20	18.20	3	12.00	47
EN4SD302410SS	EN4SD302410S16	30.00	24.00	10.00	14	2	Qtr Turn	EP3024	28.20	22.20	3	12.00	53
EN4SD303010SS	EN4SD303010S16	30.00	30.00	10.00	14	2	Qtr Turn	EP3030	28.20	28.20	3	12.00	75
EN4SD362410SS	EN4SD362410S16	36.00	24.00	10.00	14	2	Qtr Turn	EP3624	34.20	22.20	3	15.00	62
EN4SD363010SS	EN4SD363010S16	36.00	30.00	10.00	14	2	Qtr Turn	EP3630	34.20	28.20	3	15.00	83
EN4SD423010SSR	-	42.00	30.00	10.00	14	5	Qtr Turn	EP4230	40.20	28.20	4	12.00	110
EN4SD482410SS	EN4SD482410S16	48.00	24.00	10.00	14	1	3-point	EP4824	46.20	26.20	4	14.00	95
EN4SD202012SS	EN4SD202012S16	20.00	20.00	12.00	16	1	Qtr Turn	EP2020	18.20	18.20	2	14.00	34
EN4SD242412SS	EN4SD242412S16	24.00	24.00	12.00	14	2	Qtr Turn	EP2424	22.20	22.20	2	18.00	47
EN4SD302412SS	EN4SD302412S16	30.00	24.00	12.00	14	2	Qtr Turn	EP3024	28.20	22.20	3	12.00	57
EN4SD362412SS	EN4SD362412S16	36.00	24.00	12.00	14	2	Qtr Turn	EP3624	34.20	22.20	3	15.00	62
EN4SD363012SS	EN4SD363012S16	36.00	30.00	12.00	14	2	Qtr Turn	EP3630	34.20	28.20	3	15.00	95
EN4SD363612SS	EN4SD363612S16	36.00	36.00	12.00	14	2	Qtr Turn	EP3636	34.20	34.20	3	15.00	104
EN4SD423612SSR	-	42.00	36.00	12.00	14	5	Qtr Turn	EP4236	40.20	34.20	4	12.00	121
EN4SD483612SSR	-	48.00	36.00	12.00	14	5	Qtr Turn	EP4836	46.20	34.20	4	14.00	148
EN4SD603612SSR	-	60.00	36.00	12.00	14	5	Qtr Turn	EP6036	58.20	34.20	4	18.00	162
EN4SD302416SS	-	30.00	24.00	16.00	14	2	Qtr Turn	EP3024	28.20	22.20	3	12.00	60
EN4SD363016SS	-	36.00	30.00	16.00	14	2	Qtr Turn	EP3630	34.20	28.20	3	15.00	89
EN4SD483616SSR	EN4SD483616S16R	48.00	36.00	16.00	14	5	Qtr Turn	EP4836	46.20	34.20	4	14.00	135

Data subject to change without notice.