

Type 4X Stainless Steel Freestanding Enclosure *HN4 FS SS Series*

Continuous Hinge Door with Handle



Panel
Sold
Separately



Application

- Designed to house electrical, electronic, hydraulic or pneumatic controls with provision for panel mounting or rack mounting of equipment.
- Provides protection where equipment may be hosed down or otherwise be very wet, or in specific applications where corrosion is a serious problem.
- A variety of inner panels, rack mounting rails and swing out frames are available to provide flexibility in mounting arrangements.

Construction

- Formed 12 gauge 304 stainless steel.
- Smooth, continuously welded seams without knockouts, cutouts or holes.
- Heavy duty stainless steel lifting eyebolts are provided with reinforcing support angles.
- Doors are supported with heavy gauge continuous hinges.
- New 3-pt padlocking door handle.
- Seamless poured-in place gasket.
- A grounding stud is provided in the enclosure and a bonding stud is provided on the door.
- Mounting channels are welded on the inside of the enclosure for mounting of optional inner panels or rack equipment rails.

Standards

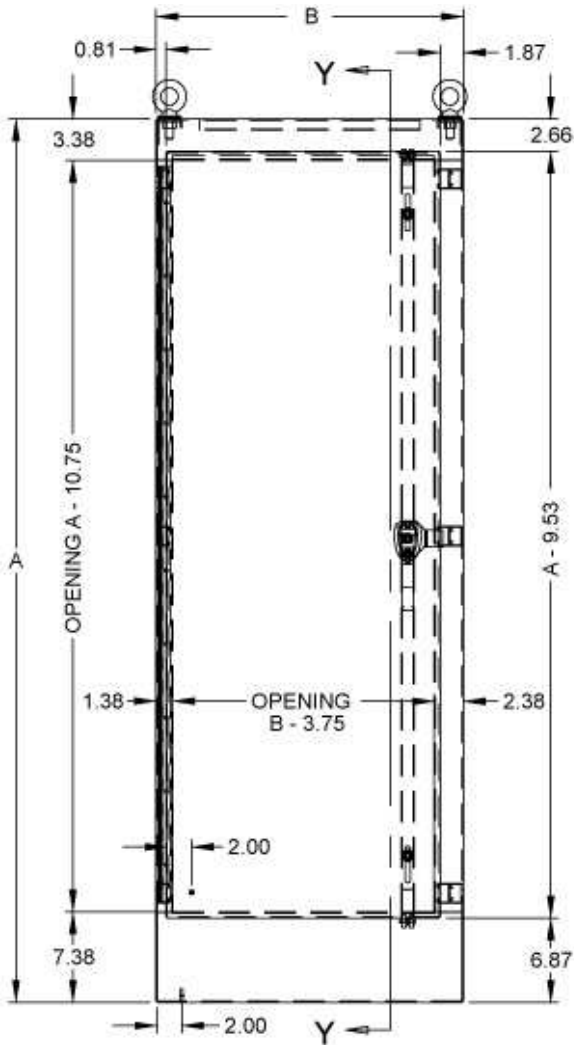
- UL 508 Type 3R, 4X and 12
- CSA Type 3R, 4X and 12
- Complies with:
 - NEMA Type 3R, 4X, 12 and 3
 - IEC 60529, IP66

Finish

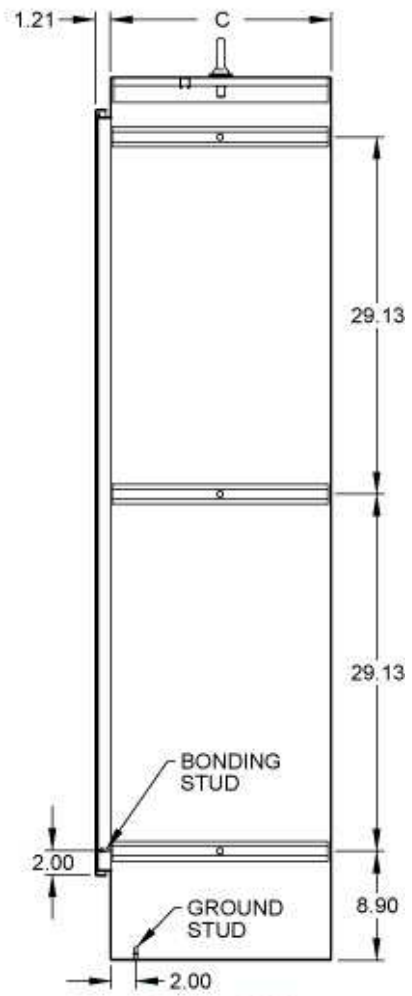
- Cover and enclosure are natural stainless steel with a smooth brushed finish.
- Optional inner panels are finished in white powder paint.

Accessories

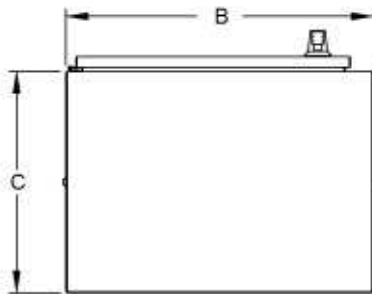
- [Cooling Products](#)
- [Door Stop Kit](#)
- [Door Support Guide](#)
- [Heaters](#)
- [Lighting](#)
- [Swing Out Frames](#)
- [Window Kits](#)
- [Breather Kits](#)
- [Drip Shield Kit](#)
- [Filtered Fans](#)
- [Inner Panels](#)
- [Panel Rails](#)
- [Temperature Controls](#)



Front View



Section Y-Y



Bottom View



Strut Detail - Right Side

Part No.	A	B	C	Opt. Inner Panel
HN4FS602418SS	60.06	24.06	18.06	60TWWF
HN4FS722418SS	72.06	24.06	18.06	72WWF
HN4FS723018SS	72.06	30.06	18.06	72XFW
HN4FS723618SS	72.06	36.06	18.06	72YFW
HN4FS902420SS	90.06	24.06	20.06	90YWWF
HN4FS903620SS	90.06	36.06	20.06	90YFW
HN4FS603624SS	60.06	36.06	24.06	60TYFW
HN4FS722424SS	72.06	24.06	24.06	72WWF
HN4FS723024SS	72.06	30.06	24.06	72XFW
HN4FS723624SS	72.06	36.06	24.06	72YFW

HN4FS903624SS	90.06	36.06	24.06	90YFW
HN4FS723630SS	72.06	36.06	30.06	72YFW
HN4FS723636SS	72.06	36.06	36.06	72YFW
HN4FS903636SS	90.06	36.06	36.06	90YFW

Data subject to change without notice.

© 2012. Hammond Manufacturing Ltd. All rights reserved.