

Model CCSO-914X3-1000 is a 1 GHz SAW (surface acoustic wave) Clock Oscillator (CCSO). SAW crystal technology provides low-noise and low-jitter performance with true sinewave output. Features include -142dBc/Hz phase noise at 10kHz offset, 3.3V input voltage, -40°C to +85°C operating temperature, FR5 PCB and 9×14 mm SMT package. The oscillator has no sub-harmonic and the second harmonic is typically -25dBc.

Applications include:

System Clock for Network Clock Generator/Synchronizer, Clock for DDS, Test and Measurement, Avionics, Point-to-Point Radios, and Multi-point Radios.

Rev: F
Date: 14-May-12
Page 1 of 3



Frequency: 1 GHz
Temperature Range: -40°C to +85°C
Storage: -45°C to 90°C
Input Voltage: 3.3V ± 0.15V

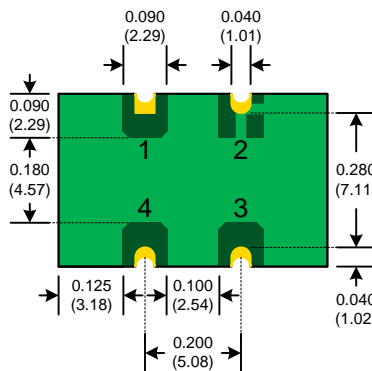
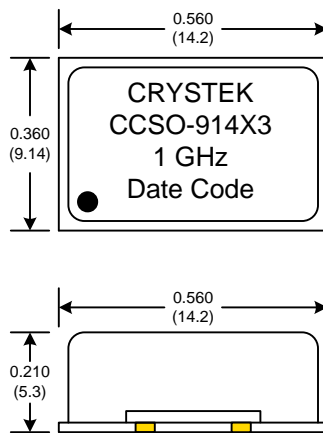
Frequency vs Temperature: ±120ppm Typical
Input Current: 25mA Typical, 35mA Max
Output: True SineWave
Output Power: +5dBm Min into 50 Ω Load
Start-Up Time: 2mSec Typical, 10mSec Max
2nd Harmonic: -25dBc Typical, -20dBc Max
Sub-Harmonics: None
Modulation BW: >20kHz @ -3dB
Jitter:

SONET OC-48(12kHz~80MHz) 0.18ps RMS Typical, 0.20ps RMS Max
SONET OC-192(50kHz~80MHz) 0.12ps RMS Typical, 0.15ps RMS Max

Phase Noise Typical:

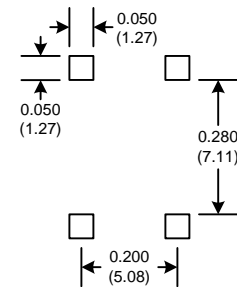
1kHz	-112 dBc/Hz
10kHz	-142 dBc/Hz
100kHz	-155 dBc/Hz
1MHz	-167 dBc/Hz
10MHz	-168 dBc/Hz

G-sensitivity: 0.9×10⁻⁹ per g



Pad	Connection
1	N/C
2	GND
3	Output
4	Vdd

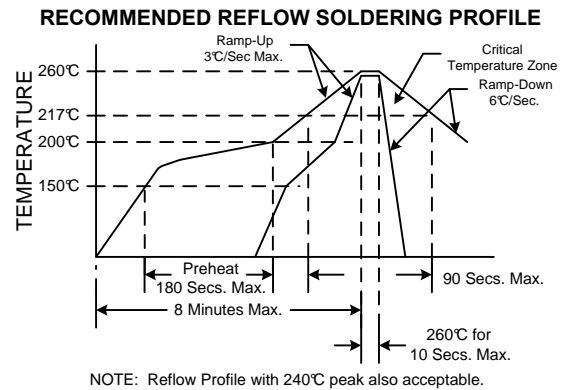
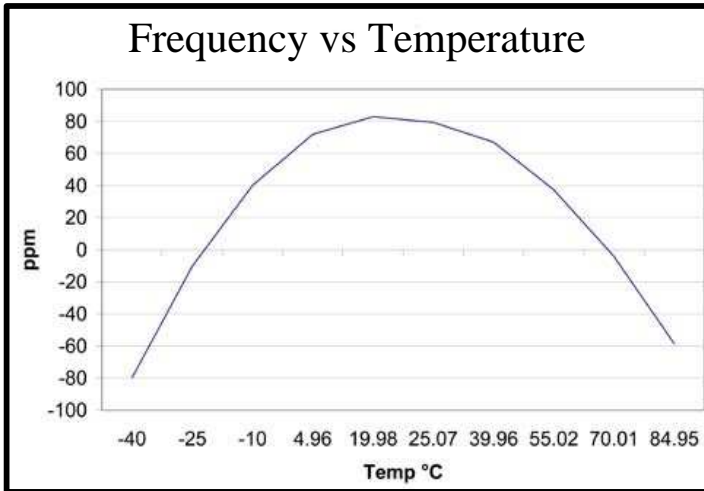
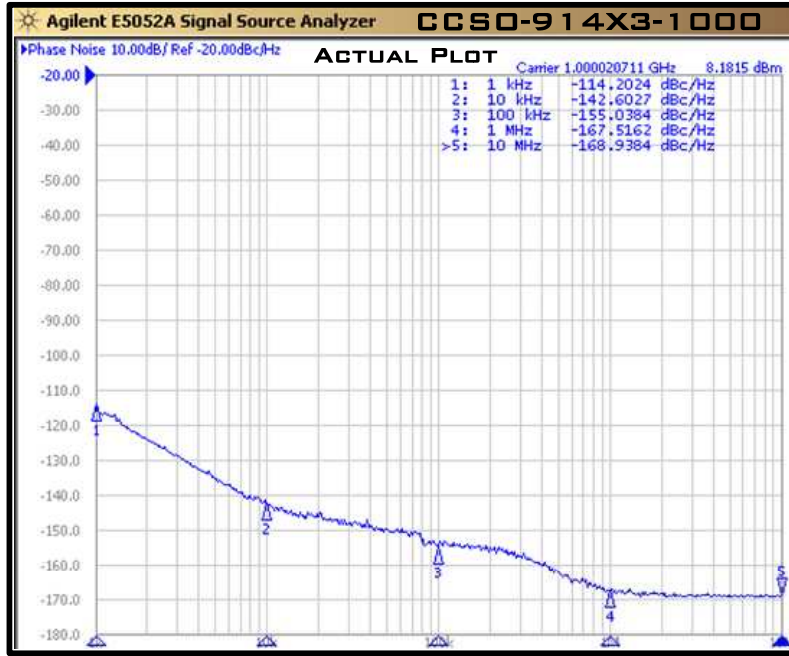
SUGGESTED PAD LAYOUT



Rev: F
Date: 14-May-12
Page 2 of 3



CCSO-914X3-1000
True SineWave
SAW Based Clock Oscillator
9x14mm SMD
3.3 Volt



Parameter	Conditions
Mechanical Shock	MIL-STD-883, Method 2002, Condition B
Mechanical Vibration	MIL-STD-883, Method 2007, Condition A
Solderability	MIL-STD-883, Method 2003
Solvent Resistance	MIL-STD-202, Method 215
Resistance to Soldering Heat	MIL-STD-202, Method 210, Condition I or J
Thermal Shock	MIL-STD-883, Method 1011, Condition A
Moisture Resistance	MIL-STD-883, Method 1004

Rev: F
Date: 14-May-12
Page 3 of 3

