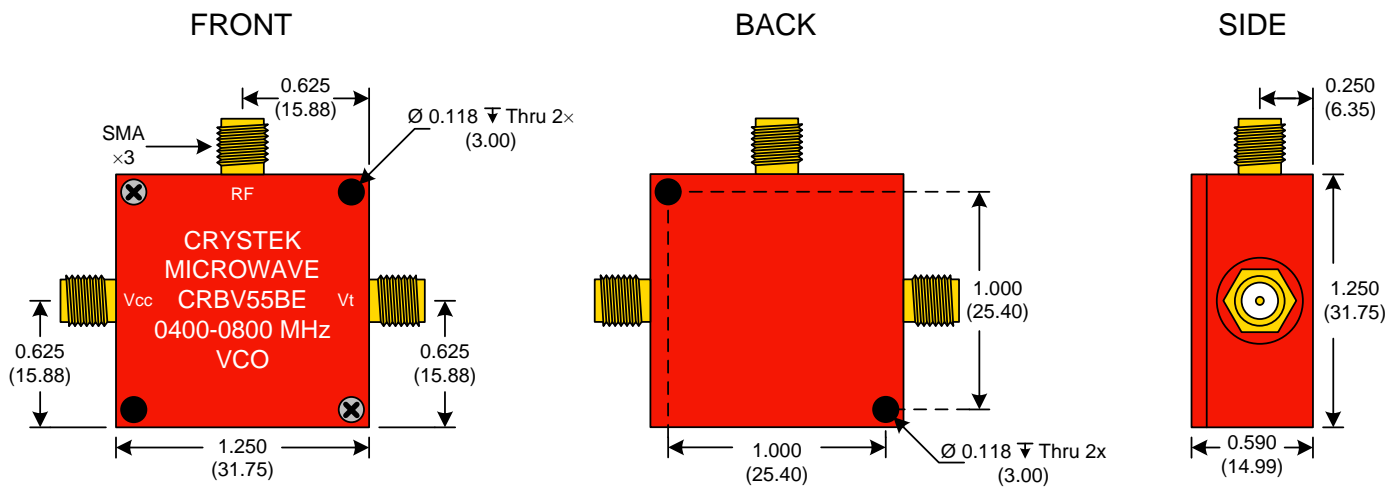




PERFORMANCE SPECIFICATION	MIN	TYP	MAX	UNITS
Lower Frequency:			400	MHz
Upper Frequency:	800			MHz
Tuning Voltage:	0		12.0	VDC
Supply Voltage:	4.75	5.0	5.25	VDC
Output Power:	0	+5.0	+10.0	dBm
Supply Current:		17		mA
Harmonic Suppression (2 nd Harmonic)		-5		dBc
Pushing:			5.0	MHz/V
Pulling, all Phases:			3.0	MHz pk-pk
Tuning Sensitivity:		47		MHz/V
Phase Noise @ 10kHz offset:		-102		dBc/Hz
Phase Noise @ 100kHz offset:		-122		dBc/Hz
Load Impedance:		50		Ω
Input Capacitance:			200	pF
Operating Temperature Range:	-10		+70	$^{\circ}\text{C}$
Storage Temperature Range:	-45		+90	$^{\circ}\text{C}$



● Unless otherwise specified, Dimensions are in: $\frac{\text{IN}}{\text{(mm)}}$

Product Control:

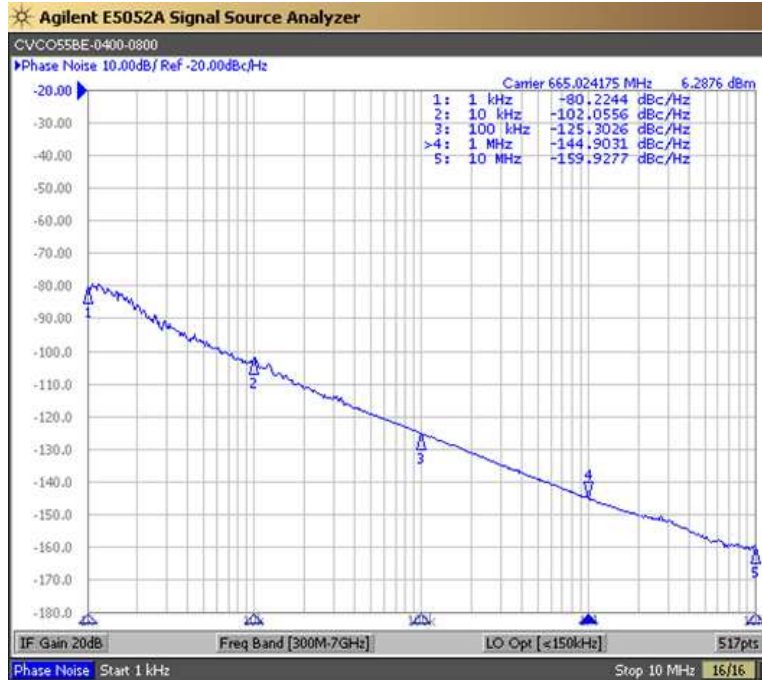
Crystek Part Number:	CRBV55BE-0400-0800	Release Date:	07-Mar-12
Revision Level:	C	Responsible:	C. Vales



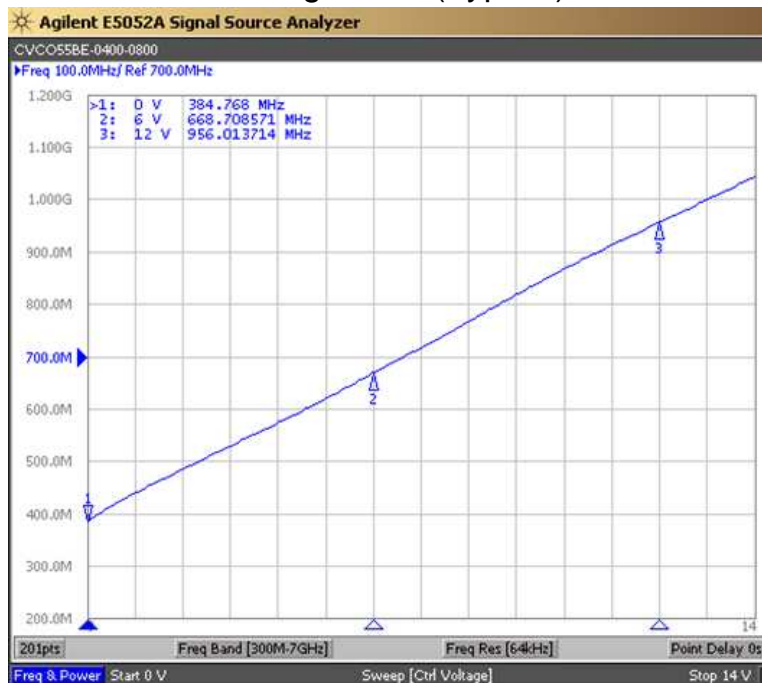
CRYSTEK
MICROWAVE
 A DIVISION OF CRYSTEK CORPORATION

RedBox VCO
 CRBV55BE-0400-0800

Phase Noise (1 Hz BW, Typical)



Tuning Curve (Typical)



Product Control:

Crystek Part Number:	CRBV55BE-0400-0800	Release Date:	07-Mar-12
Revision Level:	C	Responsible:	C. Vales

Specification is subject to change without notice



12730 COMMONWEALTH DRIVE • FORT MYERS, FLORIDA 33913
 PHONE: 239-561-3311 • 800-237-3061
 FAX: 239-561-1025 • WWW.CRYSTEK.COM