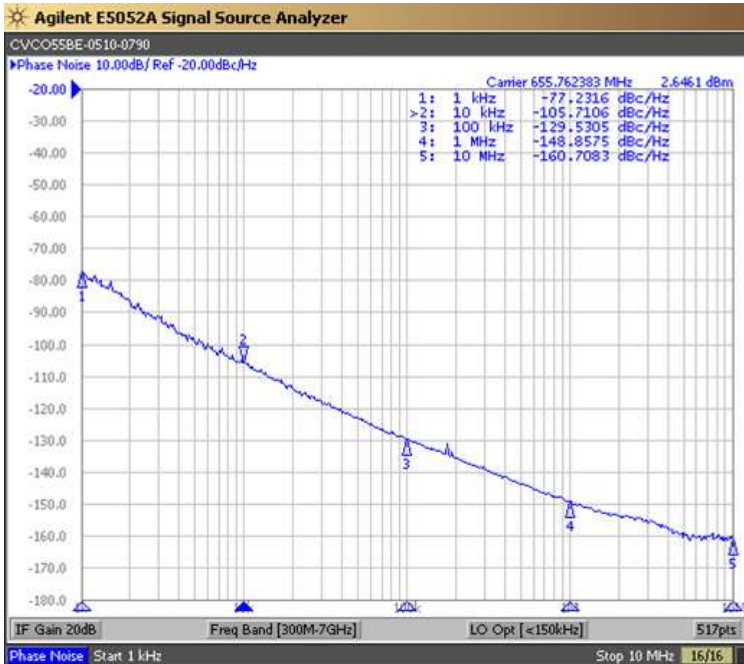


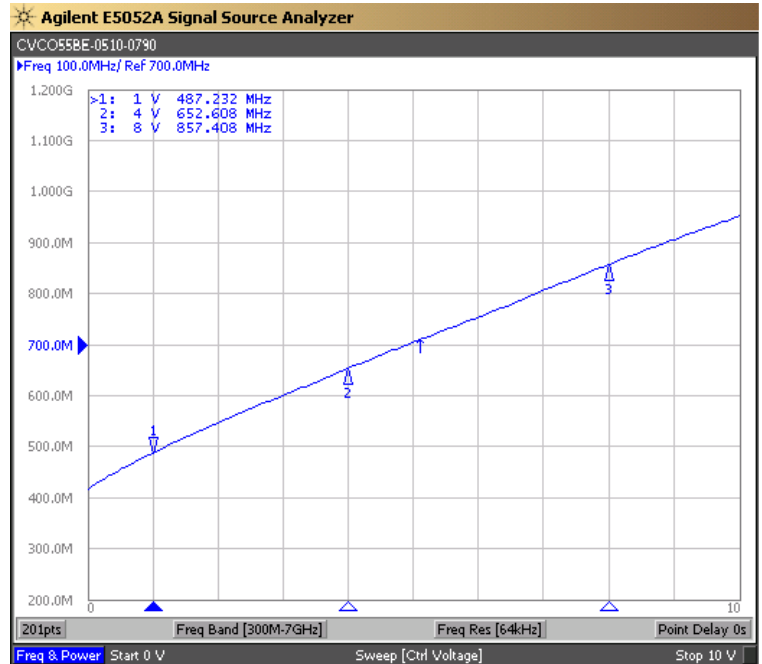


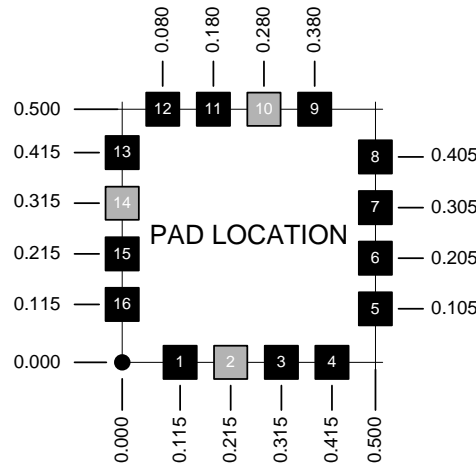
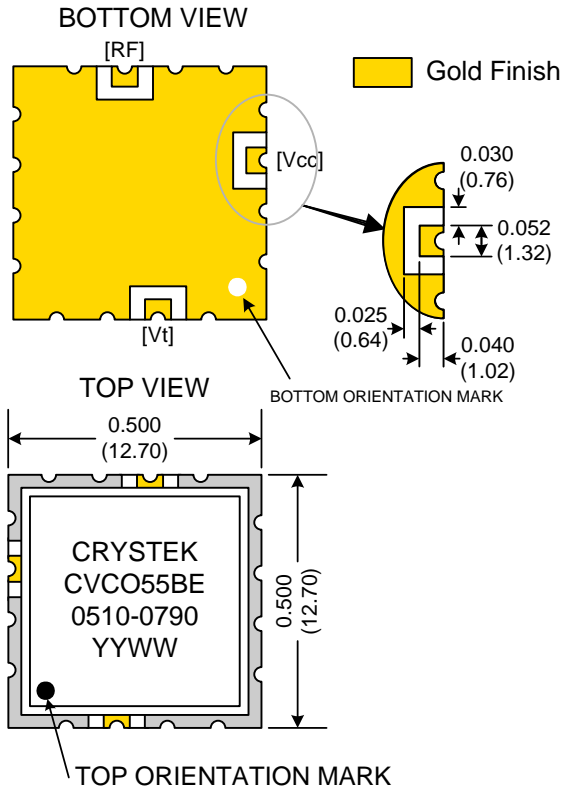
PERFORMANCE SPECIFICATION	MIN	TYP	MAX	UNITS
Lower Frequency:			510	MHz
Upper Frequency:	790			MHz
Tuning Voltage:	1.0		8.0	VDC
Supply Voltage:	7.75	8.0	8.25	VDC
Output Power:	+1.5	+3.0	+4.5	dBm
Supply Current:		20		mA
Harmonic Suppression (2 nd Harmonic):			-10	dBc
Pushing:			5.0	MHz/V
Pulling, all Phases:			3.0	MHz pk-pk
Tuning Sensitivity:		58		MHz/V
Phase Noise @ 10kHz offset:		-105		dBc/Hz
Phase Noise @ 100kHz offset:		-128		dBc/Hz
Load Impedance:		50		Ω
Input Capacitance:			150	pF
Operating Temperature Range:	-40		+85	$^{\circ}$ C
Storage Temperature Range:	-45		+90	$^{\circ}$ C

Phase Noise (1 Hz BW, Typical)



Tuning Curve (Typical)

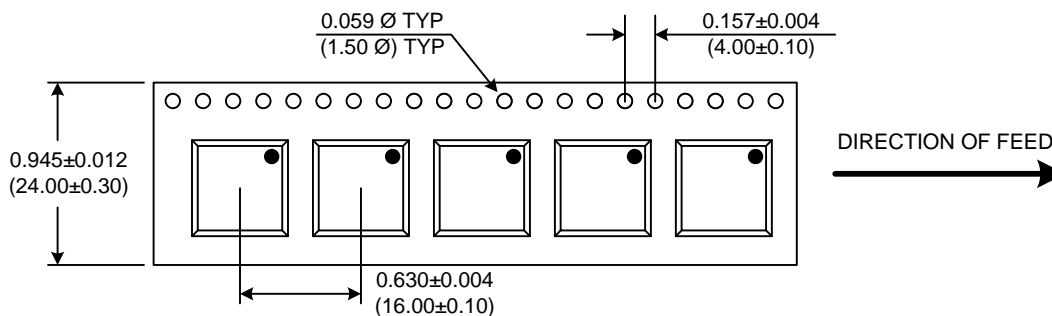




Pad	Connection
2	Vt
10	RF-OUTPUT
14	Vcc
Others	GROUND

- Unless otherwise specified, Dimensions are in: $\frac{IN}{(mm)}$
- Pad Location Dimensions are in: Inches

TAPE AND REEL



Drawing not to scale

Product Control:

Crystek Part Number:	CVCO55BE-0510-0790	Release Date:	09-Mar-12
Revision Level:	E	Responsible:	C. Vales

Specification is subject to change without notice

Page 2 of 2