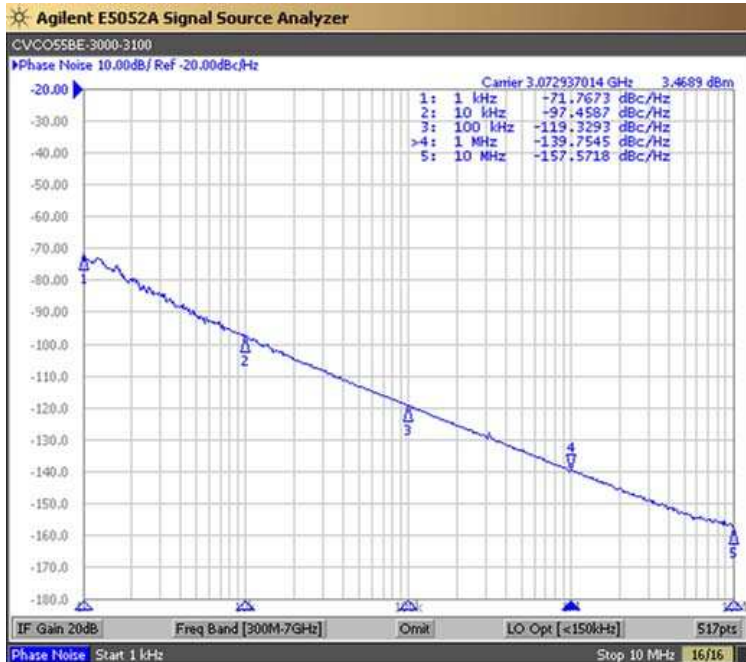


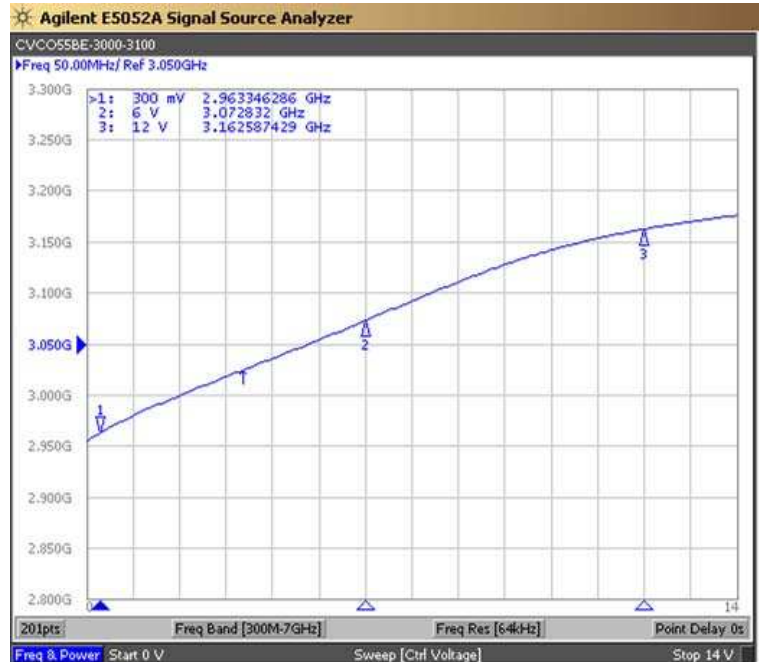


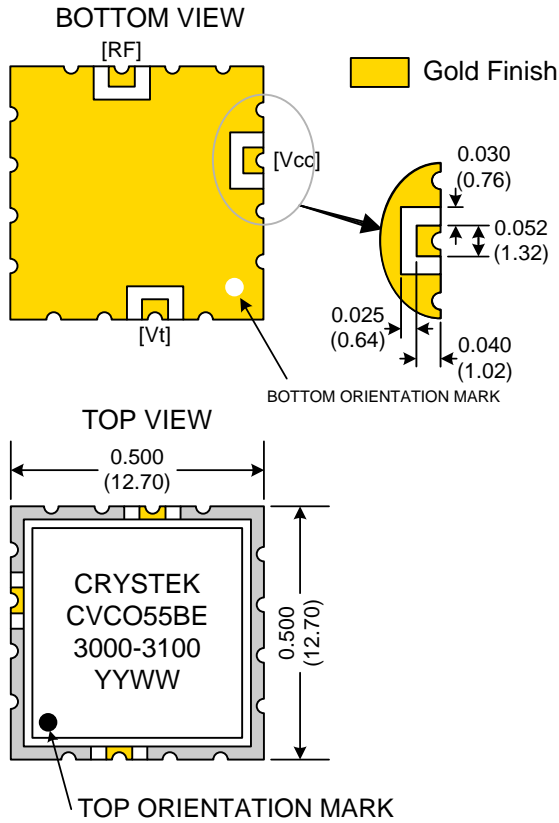
PERFORMANCE SPECIFICATION	MIN	TYP	MAX	UNITS
Lower Frequency:			3000	MHz
Upper Frequency:	3100			MHz
Tuning Voltage:	0.3		12.0	VDC
Supply Voltage:	4.75	5.0	5.25	VDC
Output Power:	+2.0	+5.0	+8.0	dBm
Supply Current:		17	25	mA
Harmonic Suppression (2 <sup>nd</sup> Harmonic):		-15	-10	dBc
Pushing:		3.0	5.0	MHz/V
Pulling, all Phases:		6.0	8.0	MHz pk-pk
Tuning Sensitivity:		23		MHz/V
Phase Noise @ 10kHz offset:		-99	-96	dBc/Hz
Phase Noise @ 100kHz offset:		-119	-116	dBc/Hz
Load Impedance:		50		$\Omega$
Input Capacitance:			30	pF
Operating Temperature Range:	-40		+85	$^{\circ}$ C
Storage Temperature Range:	-45		+90	$^{\circ}$ C

Phase Noise (1 Hz BW, Typical)



Tuning Curve (Typical)

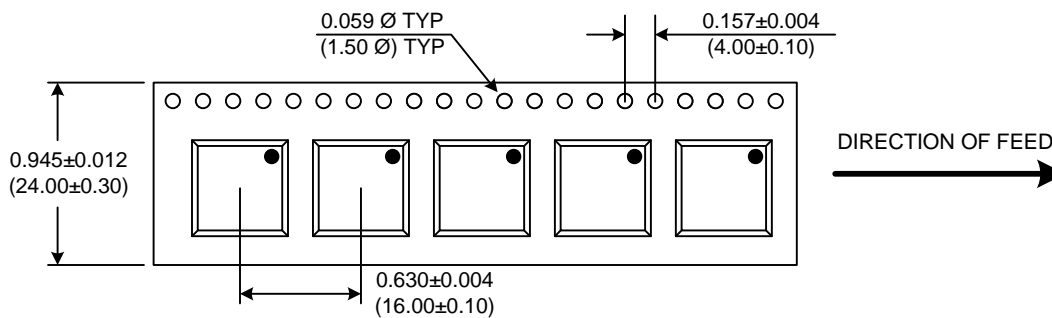




Pad	Connection
2	Vt
10	RF-OUTPUT
14	Vcc
Others	GROUND

- Unless otherwise specified, Dimensions are in:  $\frac{IN}{(mm)}$
- Pad Location Dimensions are in: Inches

**TAPE AND REEL**



Drawing not to scale

**Product Control:**

Crystek Part Number:	CVCO55BE-3000-3100	Release Date:	27-Jun-12
Revision Level:	F	Responsible:	C. Vales

Specification is subject to change without notice