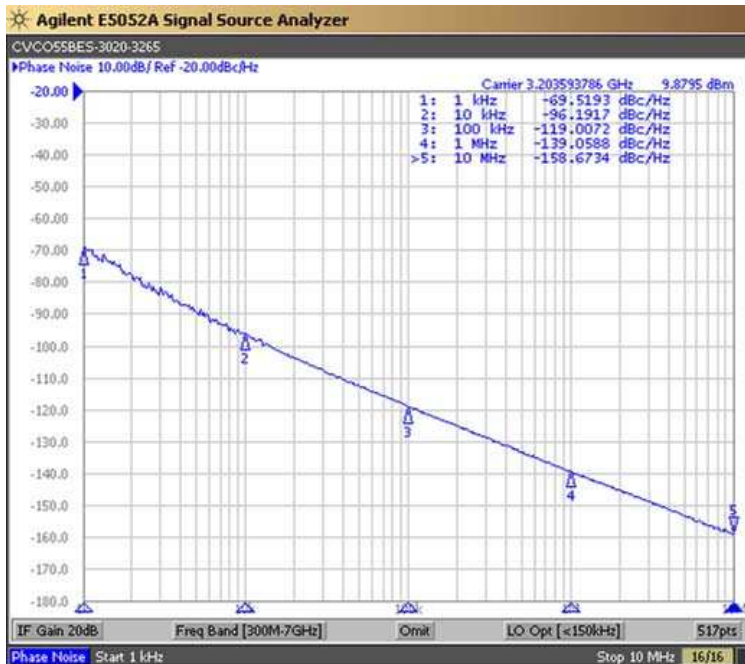


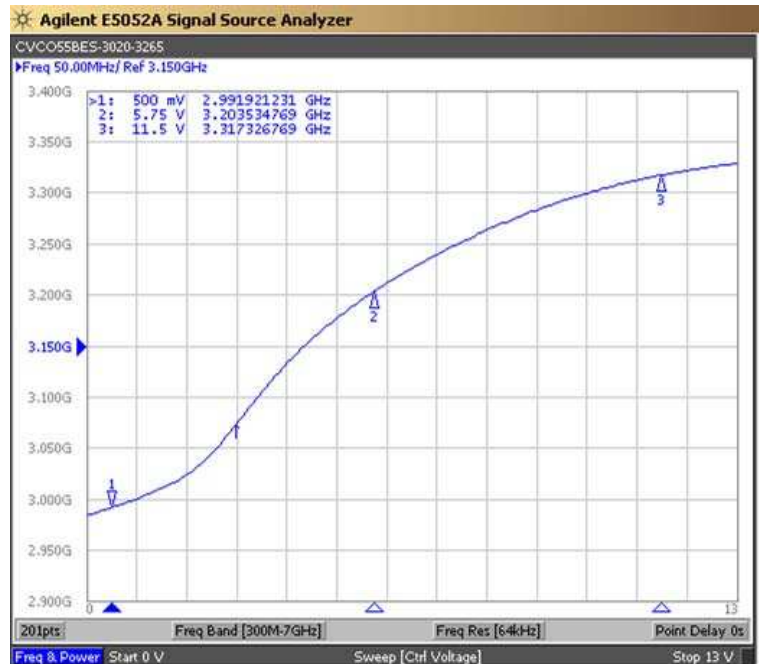


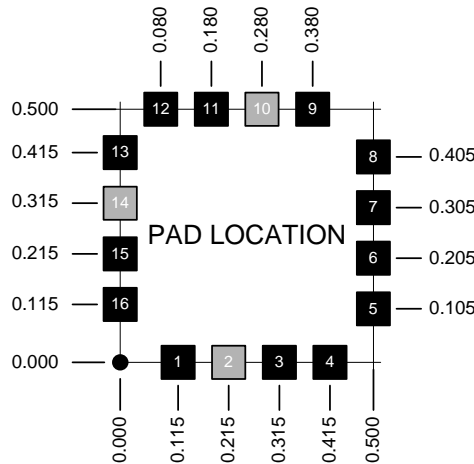
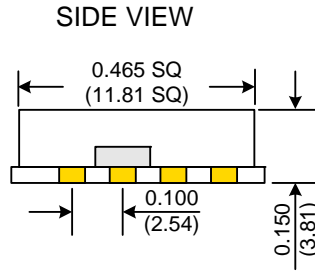
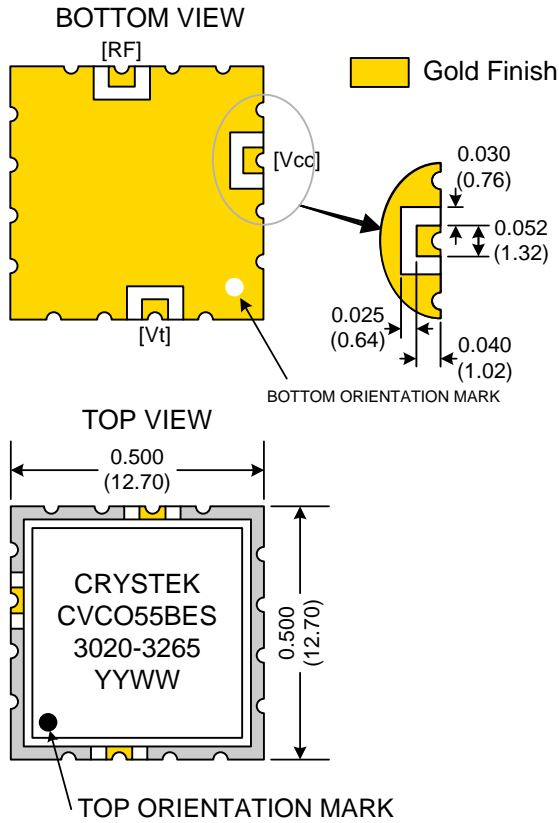
PERFORMANCE SPECIFICATION	MIN	TYP	MAX	UNITS
Lower Frequency:			3020	MHz
Upper Frequency:	3265			MHz
Tuning Voltage:	0.5		11.5	VDC
Supply Voltage:	6.46	6.80	7.14	VDC
Output Power:	+3.0	+5.0	+7.0	dBm
Supply Current:		25	40	mA
Harmonic Suppression (2 nd Harmonic):		-15	-10	dBc
Pushing:		2.0	3.0	MHz/V
Pulling, all Phases:		2.0	3.0	MHz pk-pk
Tuning Sensitivity:		30		MHz/V
Phase Noise @ 10kHz offset:		-100	-95	dBc/Hz
Phase Noise @ 100kHz offset:		-119		dBc/Hz
Load Impedance:		50		Ω
Input Capacitance:			50	pF
Operating Temperature Range:	-40		+85	$^{\circ}\text{C}$
Storage Temperature Range:	-45		+90	$^{\circ}\text{C}$

Phase Noise (1 Hz BW, Typical)



Tuning Curve (Typical)

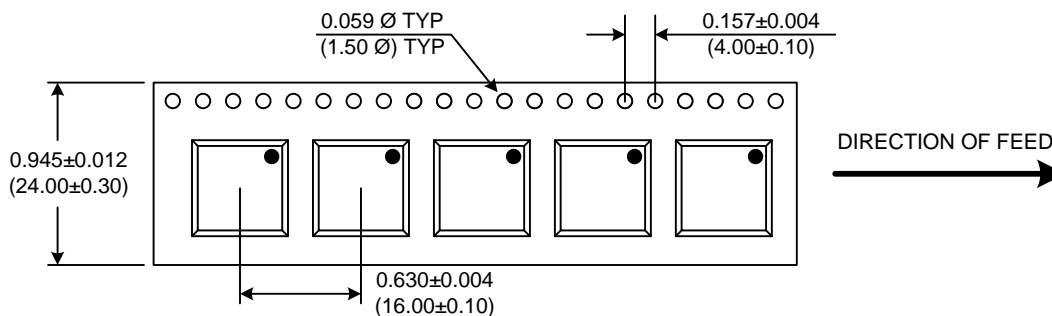




Pad	Connection
2	Vt
10	RF-OUTPUT
14	Vcc
Others	GROUND

- Unless otherwise specified, Dimensions are in: $\frac{IN}{(mm)}$
- Pad Location Dimensions are in: Inches

TAPE AND REEL



Drawing not to scale

Product Control:

Crystek Part Number:	CVCO55BES-3020-3265	Release Date:	25-May-11
Revision Level:	E	Responsible:	C. Vales

Specification is subject to change without notice

Page 2 of 2