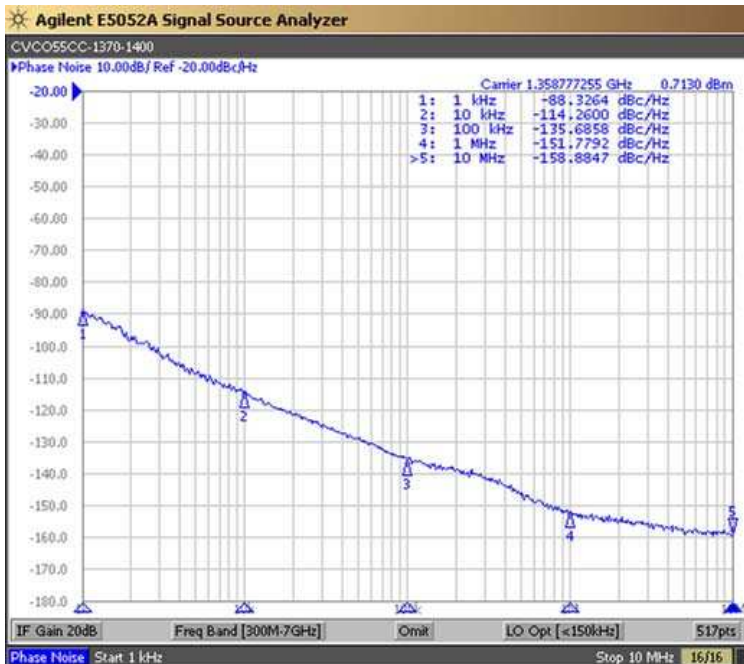


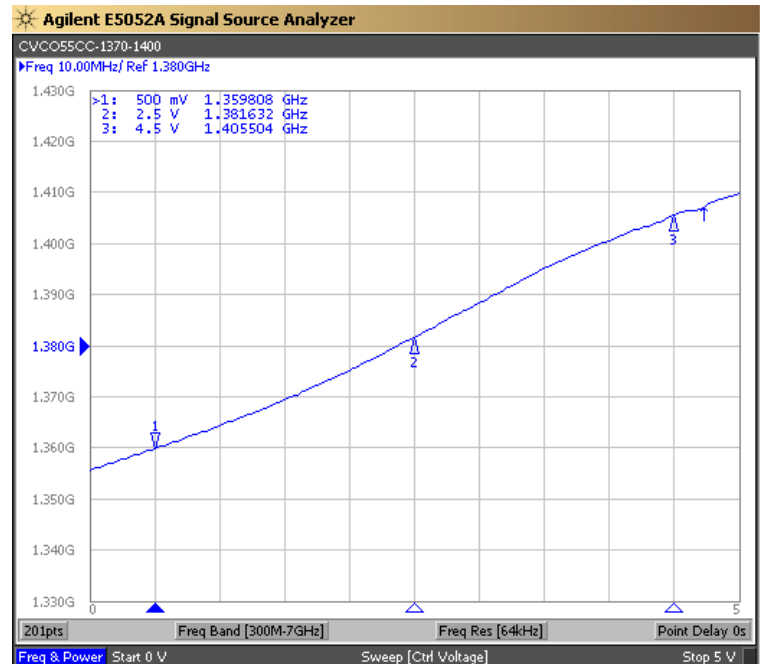


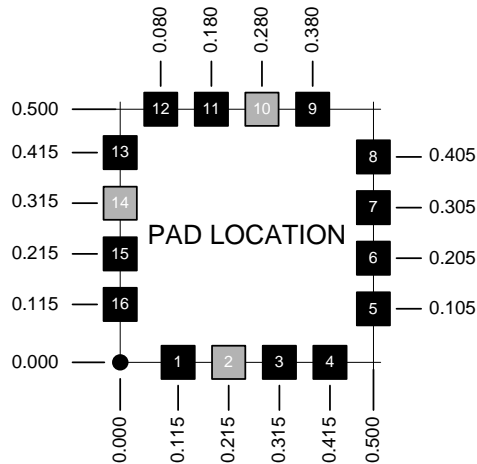
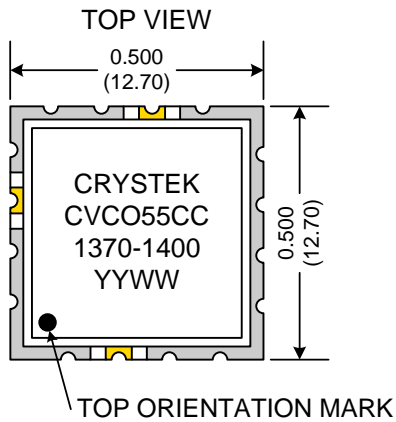
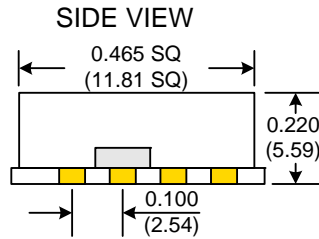
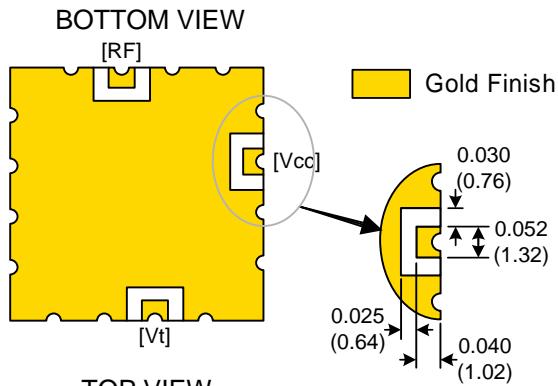
PERFORMANCE SPECIFICATION	MIN	TYP	MAX	UNITS
Lower Frequency:			1370	MHz
Upper Frequency:	1400			MHz
Tuning Voltage:	0.5		4.5	VDC
Supply Voltage:	4.75	5.0	5.25	VDC
Output Power:	0	+2.0	+4.0	dBm
Supply Current:		20	30	mA
Harmonic Suppression (2 nd Harmonic):		-25	-15	dBc
Pushing:		0.5	1.0	MHz/V
Pulling, all Phases:		1.5	3.0	MHz pk-pk
Tuning Sensitivity:		15		MHz/V
Phase Noise @ 10kHz offset:		-114	-111	dBc/Hz
Phase Noise @ 100kHz offset:		-135	-132	dBc/Hz
Load Impedance:		50		Ω
Input Capacitance:			47	pF
Operating Temperature Range:	-40		+85	$^{\circ}\text{C}$
Storage Temperature Range:	-45		+90	$^{\circ}\text{C}$

Phase Noise (1 Hz BW, Typical)



Tuning Curve (Typical)

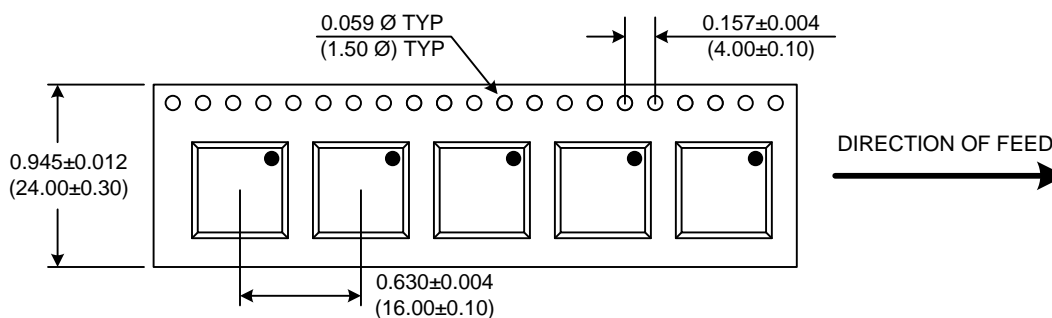




Pad	Connection
2	Vt
10	RF-OUTPUT
14	Vcc
Others	GROUND

- Unless otherwise specified, Dimensions are in: $\frac{IN}{(mm)}$
- Pad Location Dimensions are in: Inches

TAPE AND REEL



Drawing not to scale

Product Control:

Crystek Part Number:	CVCO55CC-1370-1400	Release Date:	10-Apr-12
Revision Level:	B	Responsible:	C. Vales

Specification is subject to change without notice

Page 2 of 2