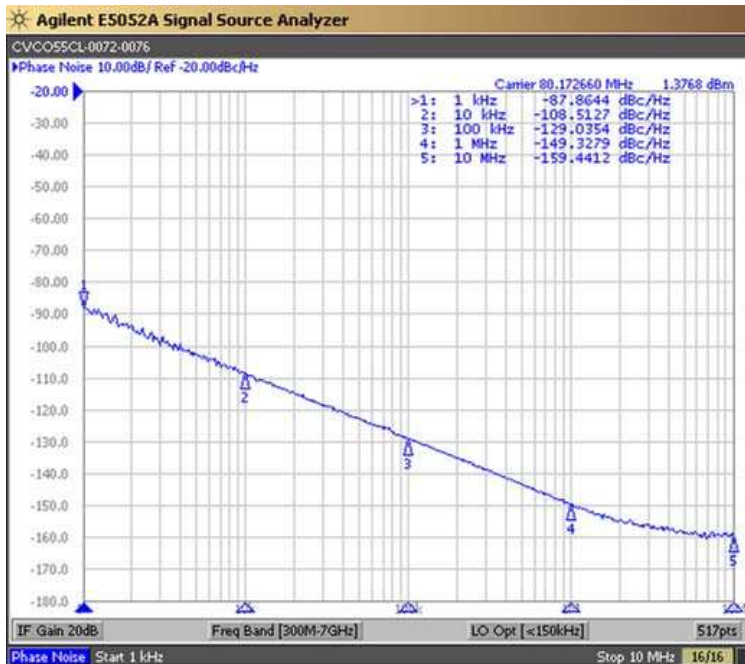


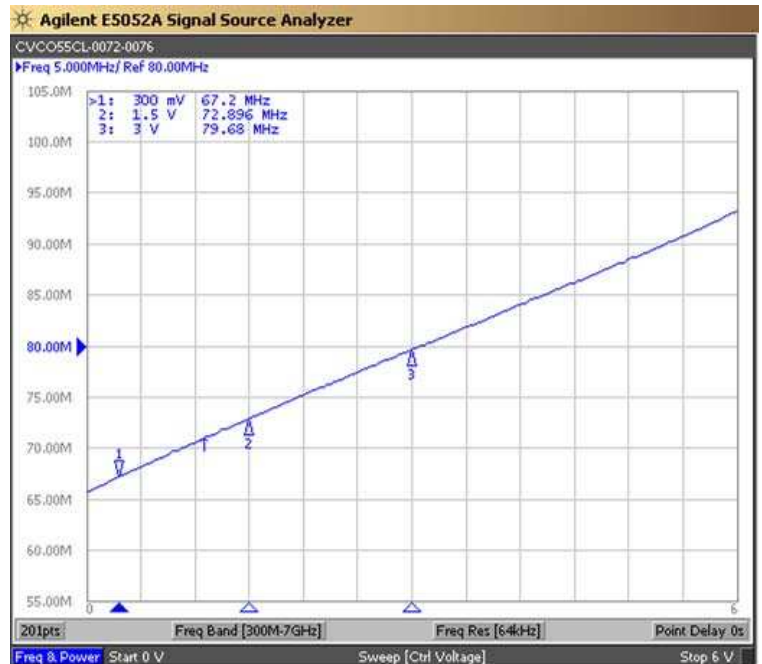


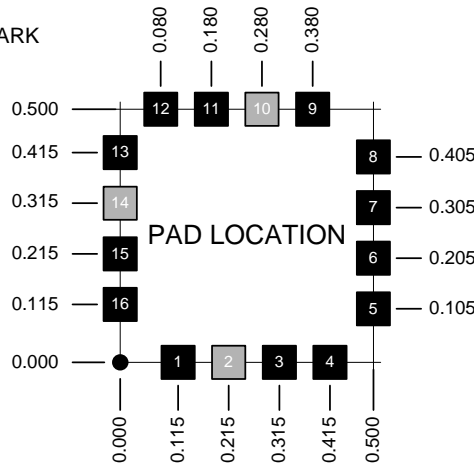
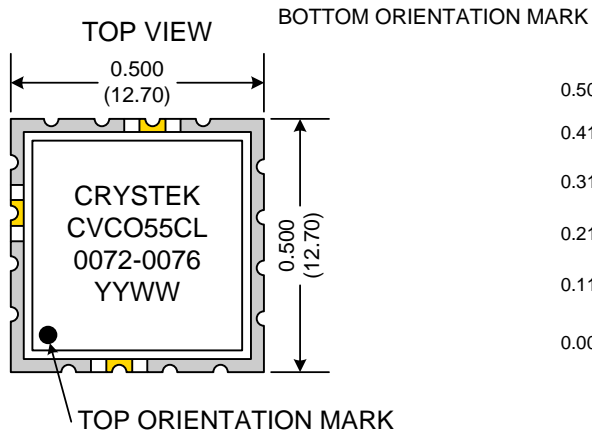
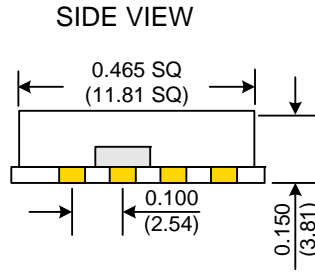
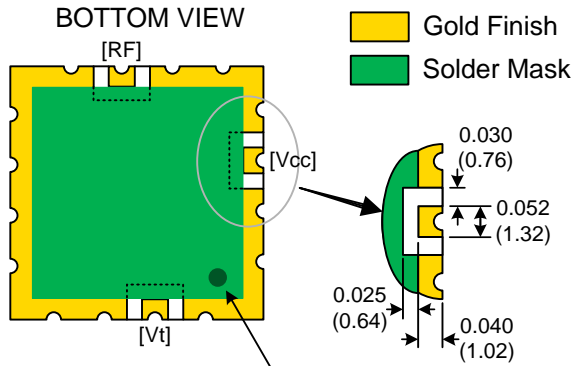
| PERFORMANCE SPECIFICATION | MIN | TYP | MAX | UNITS |
|--|-------|------|-------|--------------|
| Lower Frequency: | | | 72 | MHz |
| Upper Frequency: | 76 | | | MHz |
| Tuning Voltage: | 0.3 | | 3.0 | VDC |
| Supply Voltage: | 3.135 | 3.3 | 3.465 | VDC |
| Output Power: | 0 | +2.0 | +4.0 | dBm |
| Supply Current: | | 5 | 7 | mA |
| Harmonic Suppression (2 nd Harmonic): | | | -15 | dBc |
| Pushing: | | | 1.0 | MHz/V |
| Pulling, all Phases: | | | 2.0 | MHz pk-pk |
| Tuning Sensitivity: | | 7 | | MHz/V |
| Phase Noise @ 10kHz offset: | | -110 | | dBc/Hz |
| Phase Noise @ 100kHz offset: | | -128 | | dBc/Hz |
| Load Impedance: | | 50 | | Ω |
| Input Capacitance: | | | 60 | pF |
| Operating Temperature Range: | -40 | | +85 | $^{\circ}$ C |
| Storage Temperature Range: | -45 | | +90 | $^{\circ}$ C |

Phase Noise (1 Hz BW, Typical)



Tuning Curve (Typical)

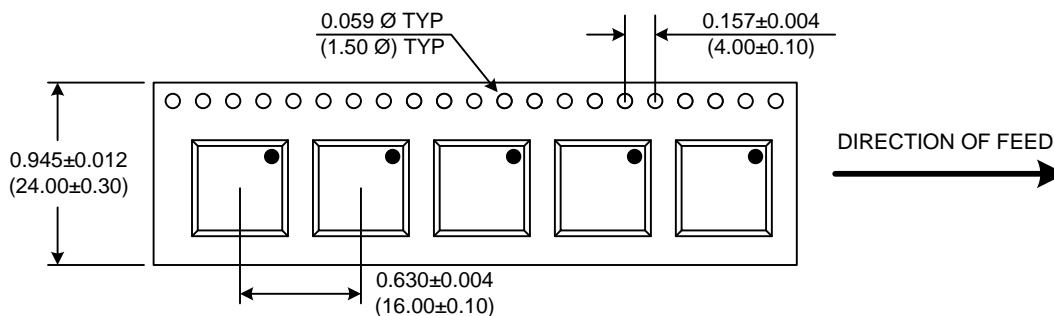




| Pad | Connection |
|--------|------------|
| 2 | Vt |
| 10 | RF-OUTPUT |
| 14 | Vcc |
| Others | GROUND |

- Unless otherwise specified, Dimensions are in: $\frac{IN}{(mm)}$
- Pad Location Dimensions are in: Inches

TAPE AND REEL



Drawing not to scale

Product Control:

| | | | |
|----------------------|--------------------|---------------|-----------|
| Crystek Part Number: | CVCO55CL-0072-0076 | Release Date: | 19-Jul-10 |
| Revision Level: | D | Responsible: | C. Vales |

Specification is subject to change without notice