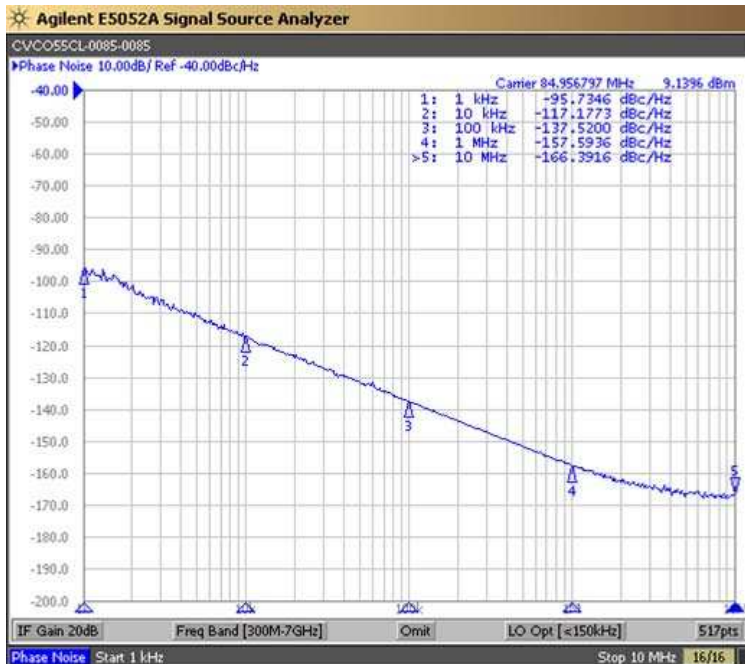


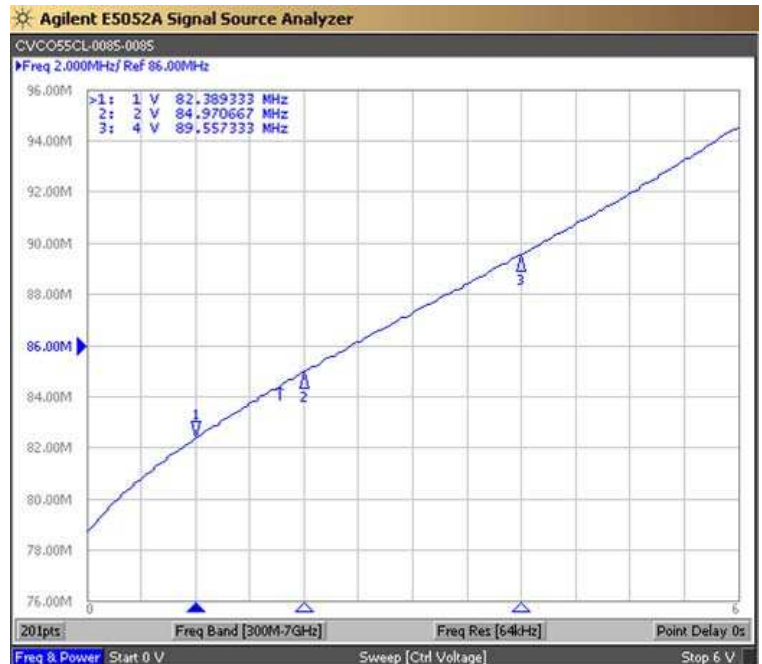


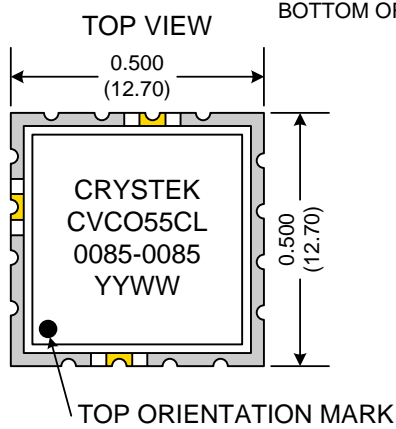
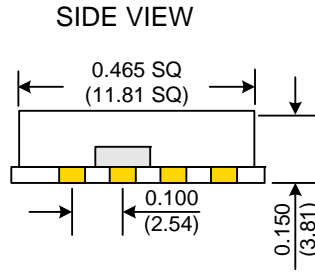
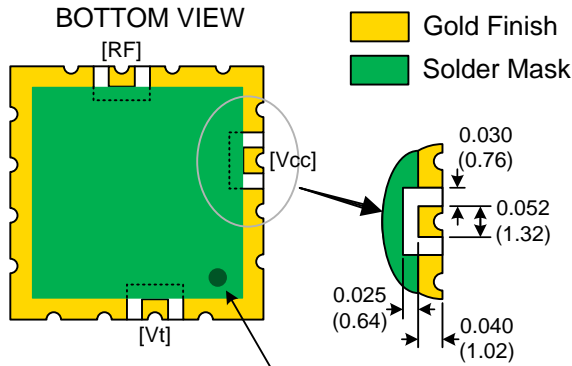
PERFORMANCE SPECIFICATION	MIN	TYP	MAX	UNITS
Lower Frequency:			85	MHz
Upper Frequency:	85			MHz
Tuning Voltage:	1.0		4.0	VDC
Supply Voltage:	7.6	8.0	8.4	VDC
Output Power:	+6.0	+9.0	+12.0	dBm
Supply Current:		25	50	mA
Harmonic Suppression (2 nd Harmonic):		-20		dBc
Pushing:			5.0	MHz/V
Pulling, all Phases:			5.0	MHz pk-pk
Tuning Sensitivity:	2	3	4	MHz/V
Phase Noise @ 10kHz offset:		-120		dBc/Hz
Phase Noise @ 100kHz offset:		-137		dBc/Hz
Load Impedance:		50		Ω
Input Capacitance:			330	pF
Operating Temperature Range:	-40		+85	$^{\circ}$ C
Storage Temperature Range:	-45		+90	$^{\circ}$ C

Phase Noise (1 Hz BW, Typical)

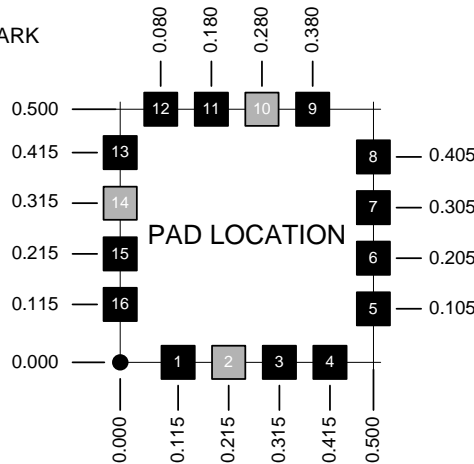


Tuning Curve (Typical)





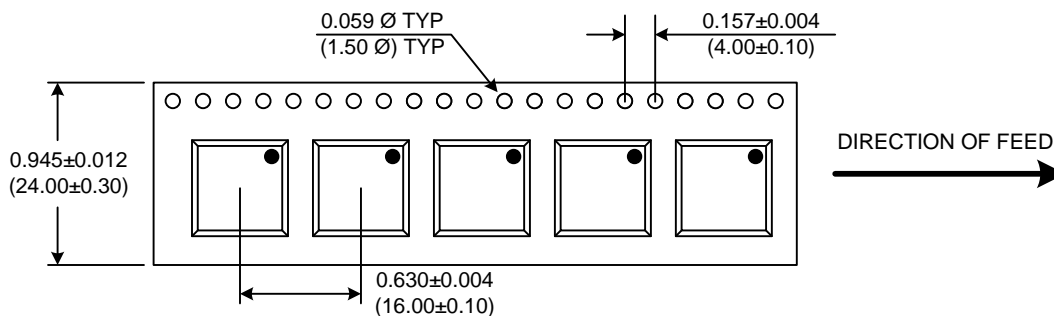
BOTTOM ORIENTATION MARK



Pad	Connection
2	Vt
10	RF-OUTPUT
14	Vcc
Others	GROUND

- Unless otherwise specified, Dimensions are in: $\frac{IN}{(mm)}$
- Pad Location Dimensions are in: Inches

TAPE AND REEL



Drawing not to scale

Product Control:

Crystek Part Number:	CVCO55CL-0085-0085	Release Date:	20-Sep-10
Revision Level:	A	Responsible:	C. Vales

Specification is subject to change without notice