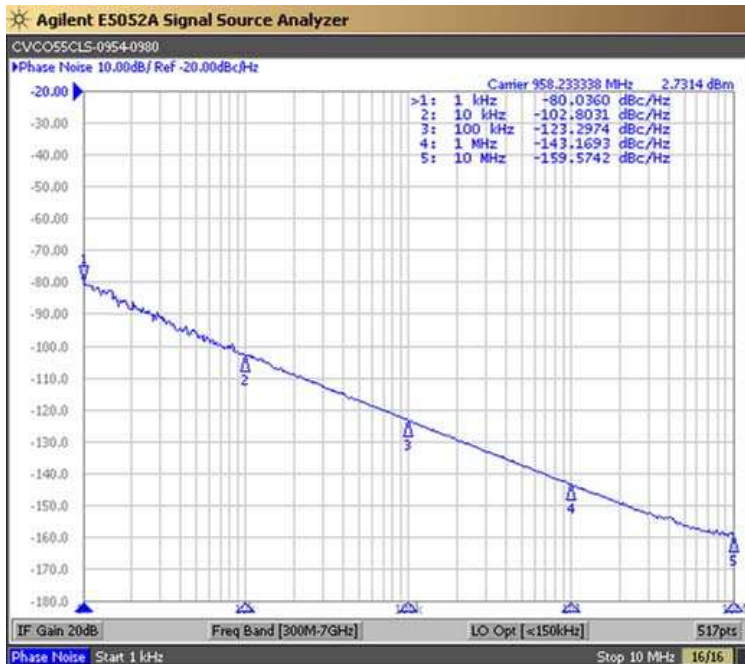


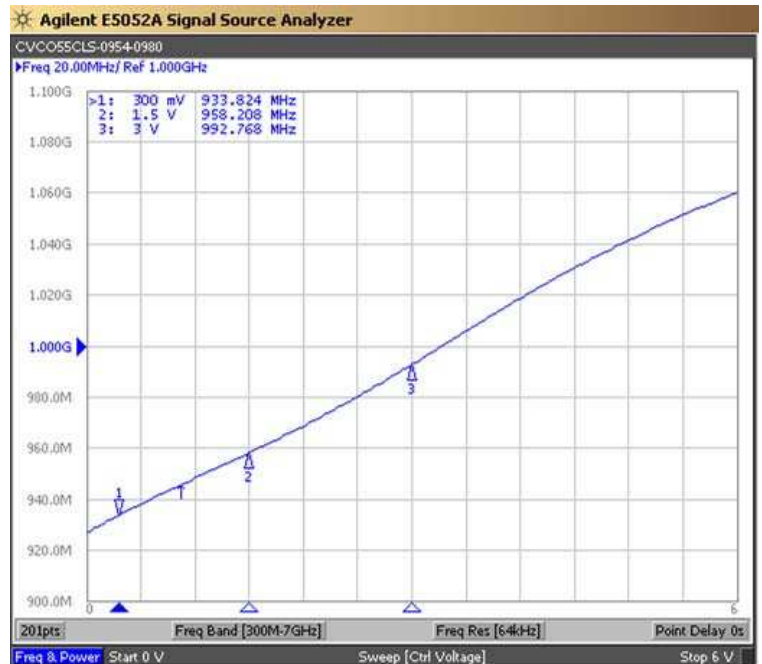


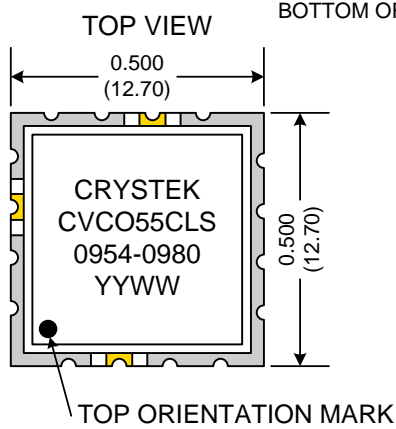
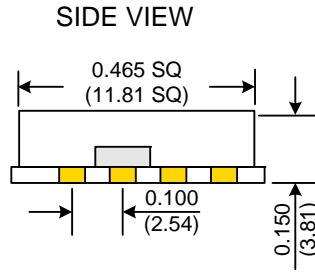
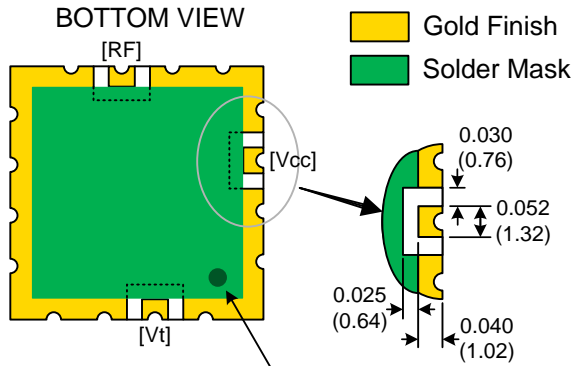
PERFORMANCE SPECIFICATION	MIN	TYP	MAX	UNITS
Lower Frequency:			954	MHz
Upper Frequency:	980			MHz
Tuning Voltage:	0.3		3.0	VDC
Supply Voltage:	2.85	3.0	3.15	VDC
Output Power:	-3.0	0	+3.0	dBm
Supply Current:		8	15	mA
Harmonic Suppression (2 nd Harmonic):		-15	-10	dBc
Pushing:		1.0	2.0	MHz/V
Pulling, all Phases:		1.0	2.0	MHz pk-pk
Tuning Sensitivity:		33		MHz/V
Phase Noise @ 10kHz offset:		-102	-98	dBc/Hz
Phase Noise @ 100kHz offset:		-130	-119	dBc/Hz
Load Impedance:		50		Ω
Input Capacitance:			50	pF
Operating Temperature Range:	-40		+85	$^{\circ}\text{C}$
Storage Temperature Range:	-45		+90	$^{\circ}\text{C}$

Phase Noise (1 Hz BW, Typical)

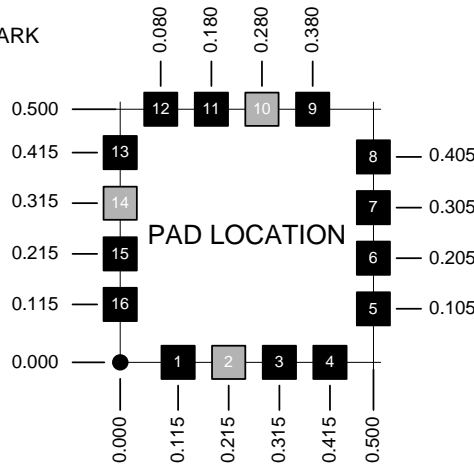


Tuning Curve (Typical)





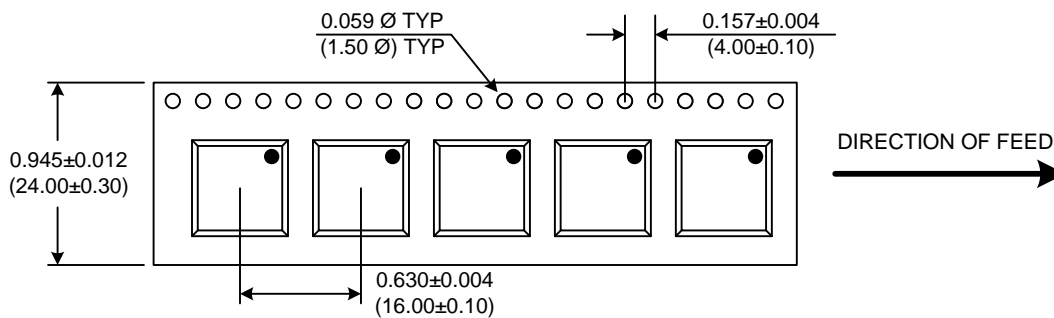
BOTTOM ORIENTATION MARK



Pad	Connection
2	Vt
10	RF-OUTPUT
14	Vcc
Others	GROUND

- Unless otherwise specified, Dimensions are in: $\frac{IN}{(mm)}$
- Pad Location Dimensions are in: Inches

TAPE AND REEL



Drawing not to scale

Product Control:			
Crystek Part Number:	CVCO55CLS-0954-0980	Release Date:	21-Mar-11
Revision Level:	E	Responsible:	C. Vales

Specification is subject to change without notice