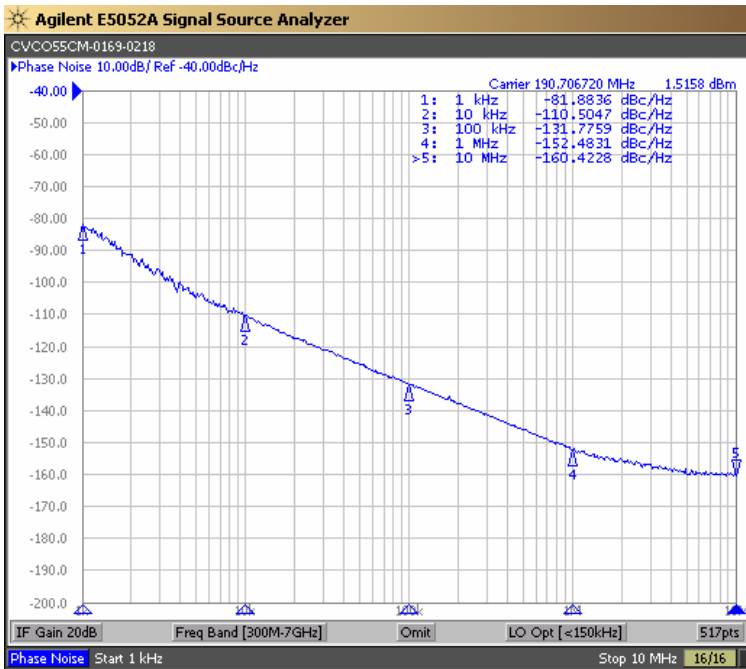


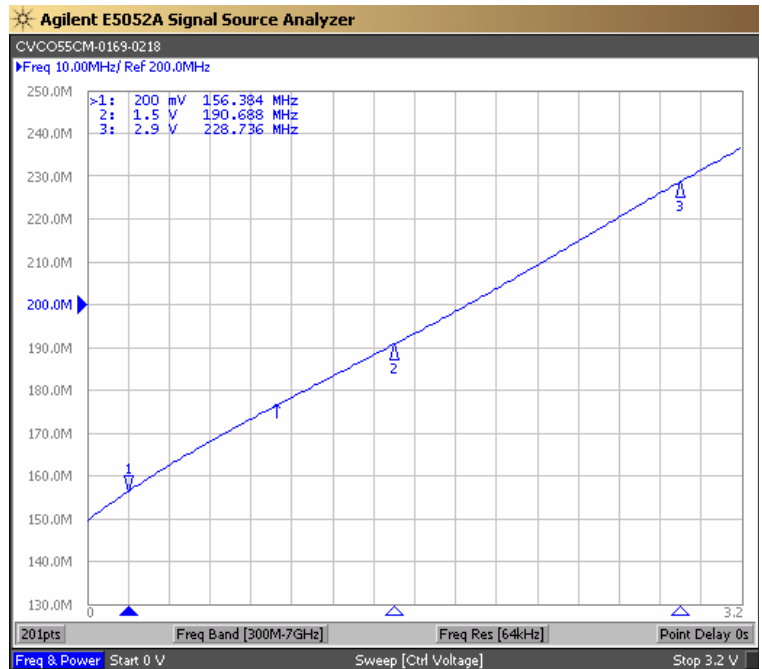


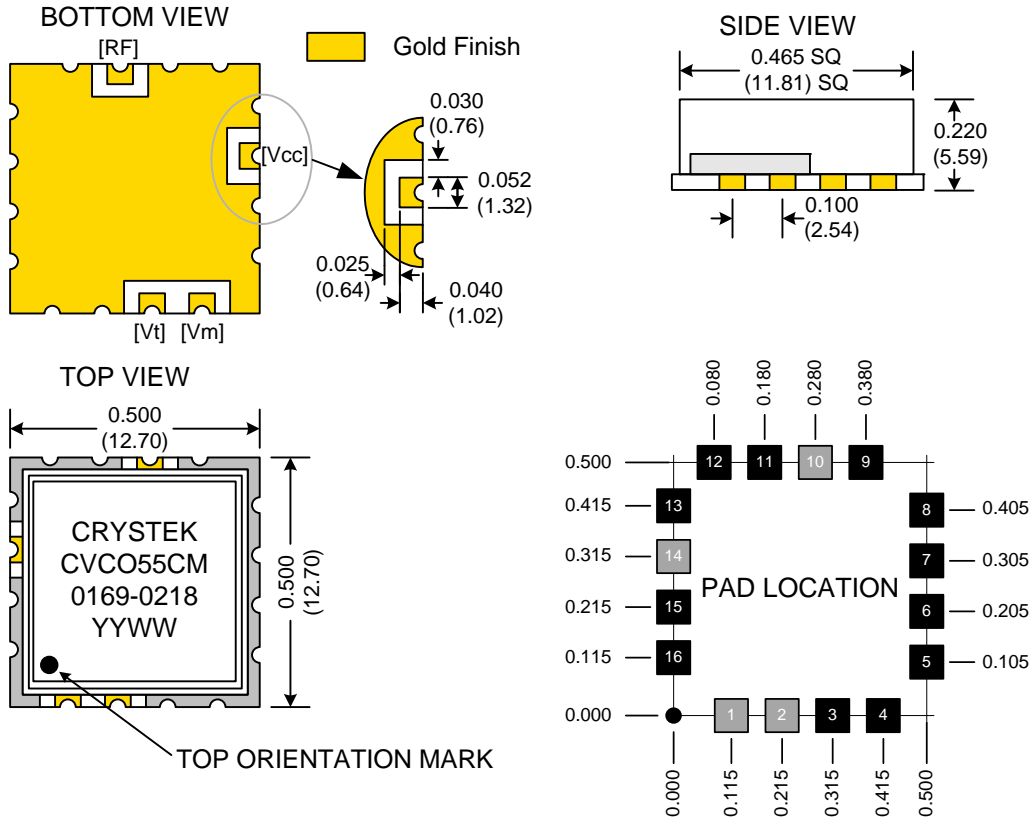
PERFORMANCE SPECIFICATION	MIN	TYP	MAX	UNITS
Lower Frequency:			169	MHz
Upper Frequency:	218			MHz
Tuning Voltage:	0.2		2.9	VDC
Supply Voltage:	2.85	3.0	3.15	VDC
Output Power:	-3.0	0.0	+3.0	dBm
Supply Current:		10	15	mA
Harmonic Suppression (2 <sup>nd</sup> Harmonic):		-10	-8	dBc
Pushing:		0.5	1.0	MHz/V
Pulling, all Phases:		1.0	2.0	MHz pk-pk
Tuning Sensitivity:		35		MHz/V
Phase Noise @ 10kHz offset:		-110	-106	dBc/Hz
Phase Noise @ 100kHz offset:		-132	-128	dBc/Hz
TX Modulation Sensitivity:		-20		KHz/V
TX Modulation Port Input Capacitance:		220		pF
Residual FM (100Hz – 10kHz)			5	Hz RMS
Load Impedance:		50		$\Omega$
Input Capacitance:			1000	pF
Operating Temperature Range:	-40		+85	$^{\circ}\text{C}$
Storage Temperature Range:	-45		+90	$^{\circ}\text{C}$

Phase Noise (1 Hz BW, Typical)

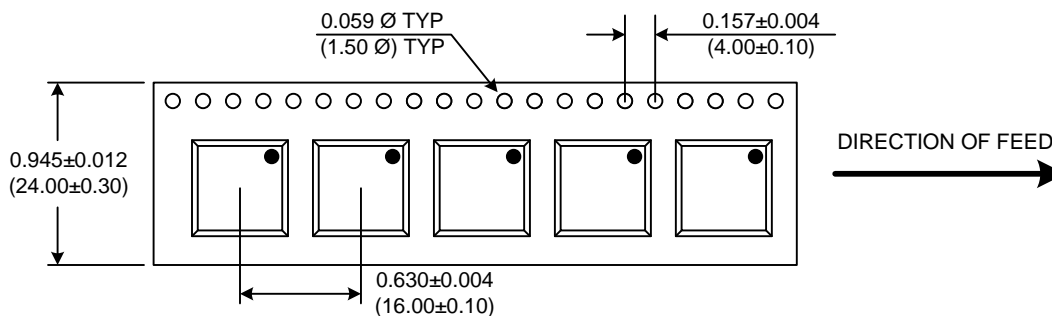


Tuning Curve (Typical)





**TAPE AND REEL**



Drawing not to scale

**Product Control:**

Crystek Part Number:	CVCO55CM-0169-0218	Release Date:	19-Jun-09
Revision Level:	A	Responsible:	C. Vales

Specification is subject to change without notice